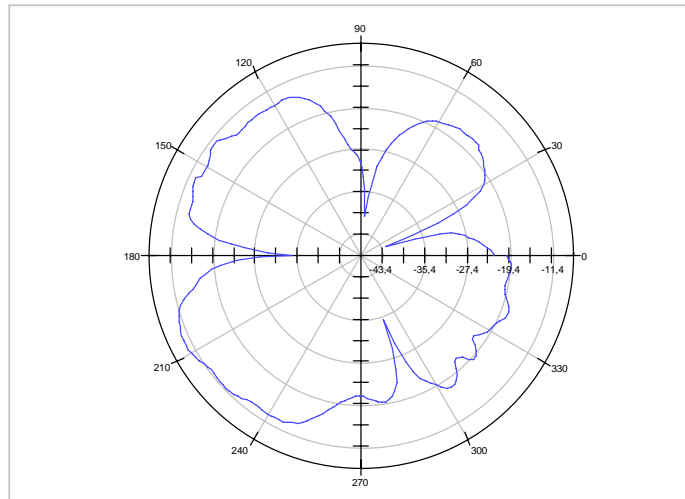


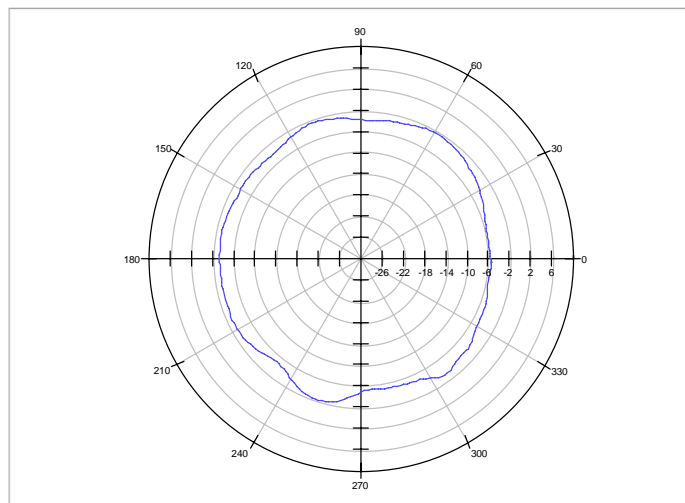
Annex C Antenna measurements

ANT-ROD-30 on a 10 cm x 10 cm groundplane with ANT-BASE-06 @ 1980.0 MHz

Azimuth Chart: 0deg, Horizontal



Azimuth Chart: 0deg, Vertical

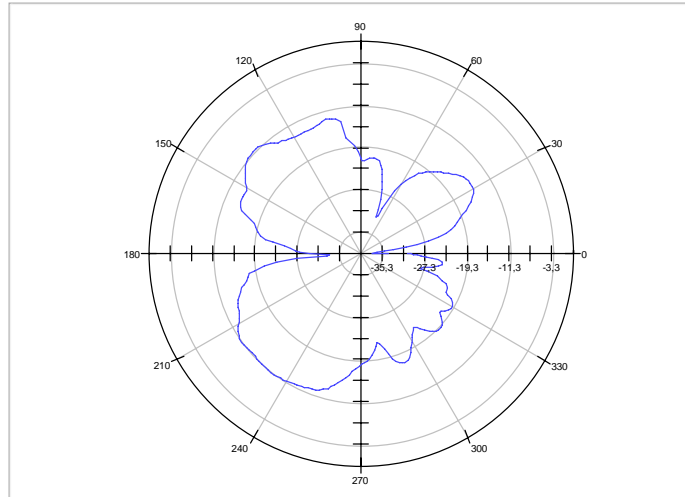


Frequency (MHz)	Max. Value (dBm)	Azimuth max. (deg)	Elev max. (deg)	Pol max.	Min. Value (dBm)	Azimuth min. (deg)	Elev min. (deg)	Pol min.
1980.0	-2.15	253	0	V	-42.42	19	0	H

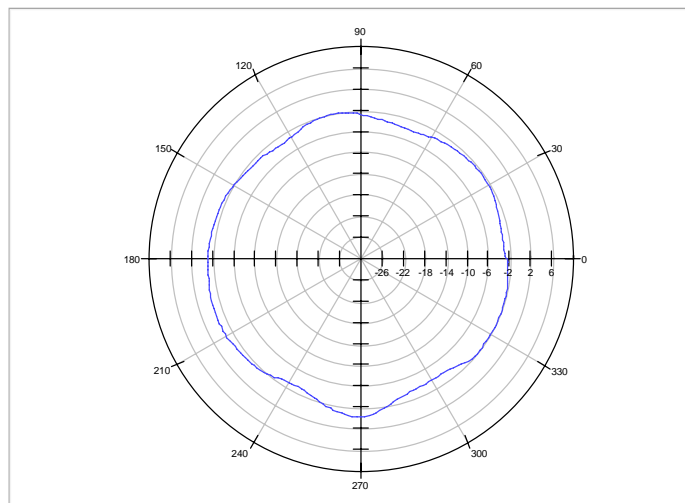
Annex C Antenna measurements

ANT-ROD-30 on a 10 cm x 10 cm groundplane with ANT-BASE-06 @ 1845.0 MHz

Azimuth Chart: 0deg, Horizontal



Azimuth Chart: 0deg, Vertical

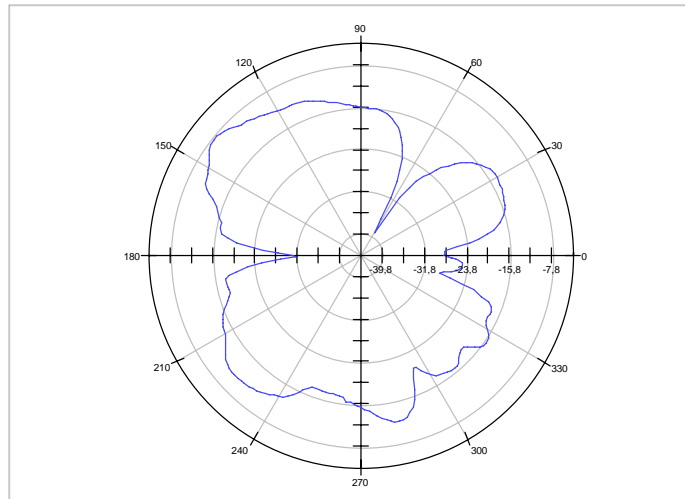


Frequency (MHz)	Max. Value (dBm)	Azimuth max. (deg)	Elev max. (deg)	Pol max.	Min. Value (dBm)	Azimuth min. (deg)	Elev min. (deg)	Pol min.
1845.0	-0.17	269	0	V	-37.16	2	0	H

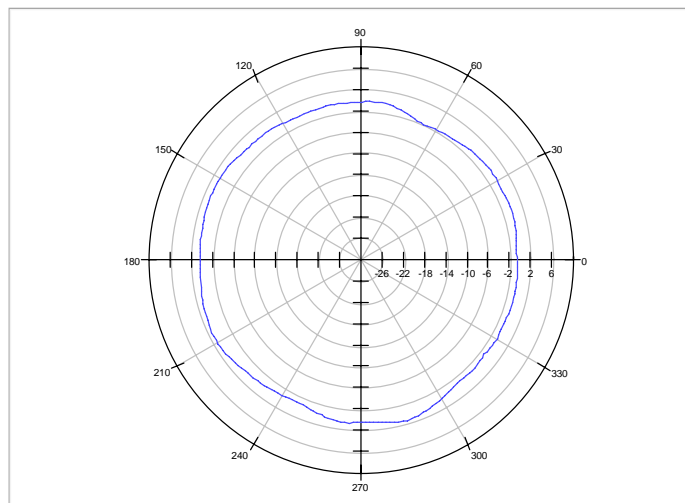
Annex C Antenna measurements

ANT-ROD-30 on a 10 cm x 10 cm groundplane with ANT-BASE-06 @ 1695.0 MHz

Azimuth Chart: 0deg, Horizontal



Azimuth Chart: 0deg, Vertical

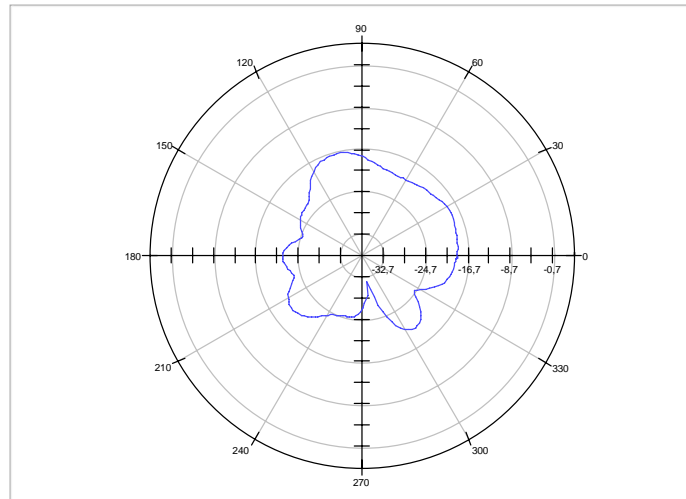


Frequency (MHz)	Max. Value (dBm)	Azimuth max. (deg)	Elev max. (deg)	Pol max.	Min. Value (dBm)	Azimuth min. (deg)	Elev min. (deg)	Pol min.
1695.0	1.44	286	0	V	-38.77	58	0	H

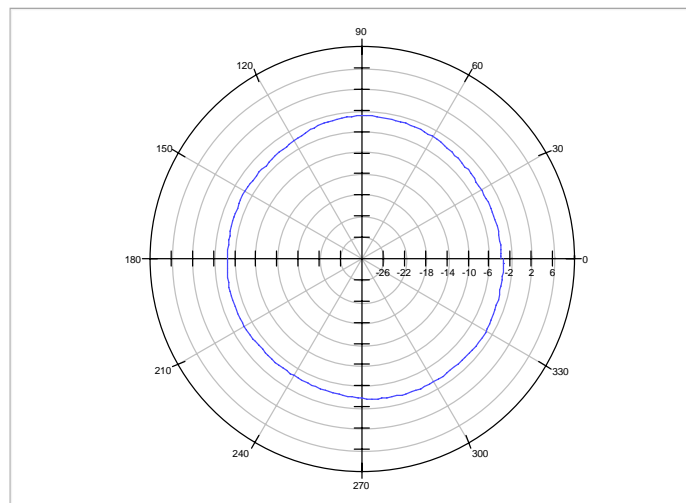
Annex C Antenna measurements

ANT-ROD-90 on a 10 cm x 10 cm groundplane with ANT-BASE-06 @ 698.0 MHz

Azimuth Chart: 0deg, Horizontal



Azimuth Chart: 0deg, Vertical

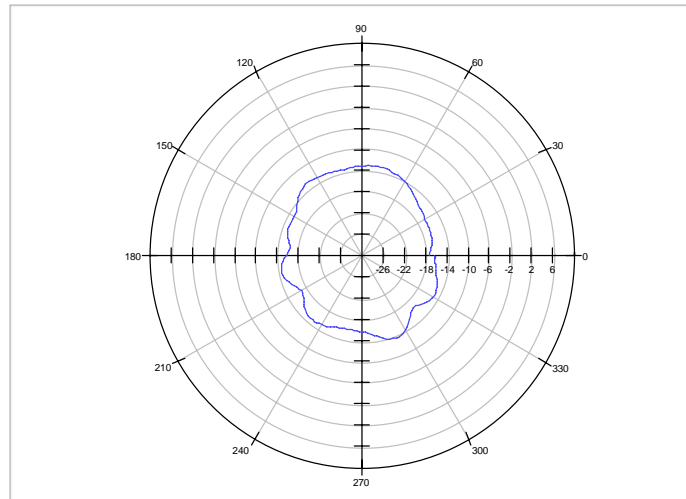


Frequency (MHz)	Max. Value (dBm)	Azimuth max. (deg)	Elev max. (deg)	Pol max.	Min. Value (dBm)	Azimuth min. (deg)	Elev min. (deg)	Pol min.
698.0	-2.80	327	0	V	-31.70	281	0	H

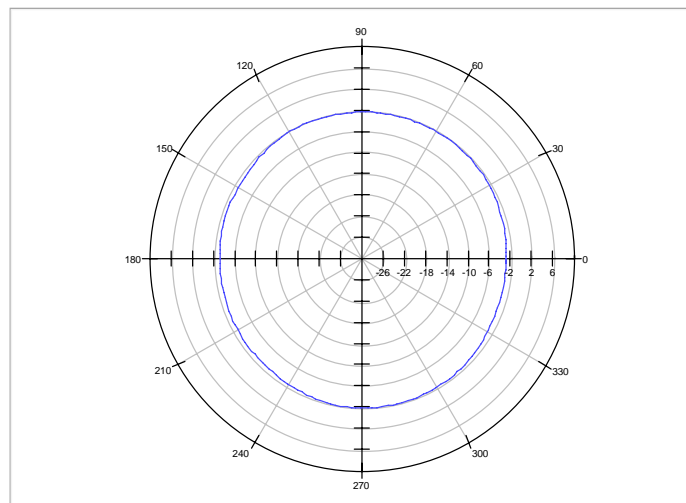
Annex C Antenna measurements

ANT-ROD-90 on a 10 cm x 10 cm groundplane with ANT-BASE-06 @ 743.0 MHz

Azimuth Chart: 0deg, Horizontal



Azimuth Chart: 0deg, Vertical

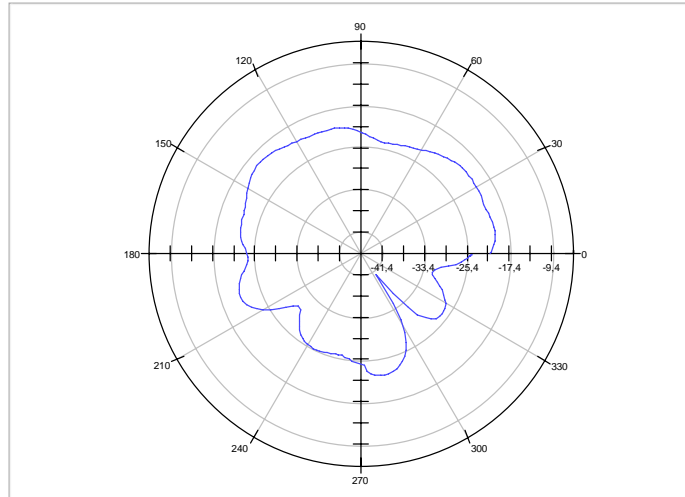


Frequency (MHz)	Max. Value (dBm)	Azimuth max. (deg)	Elev max. (deg)	Pol max.	Min. Value (dBm)	Azimuth min. (deg)	Elev min. (deg)	Pol min.
743.0	-1.76	282	0	V	-17.30	0	0	H

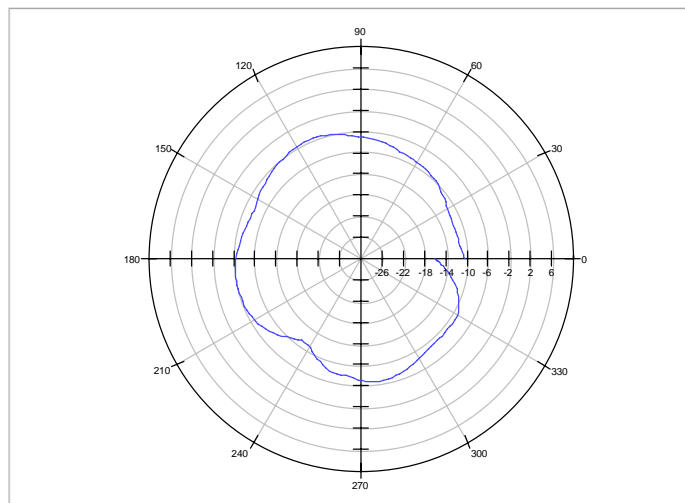
Annex C Antenna measurements

ANT-ROD-90 on a 10 cm x 10 cm groundplane with ANT-BASE-06 @ 787.0 MHz

Azimuth Chart: 0deg, Horizontal



Azimuth Chart: 0deg, Vertical

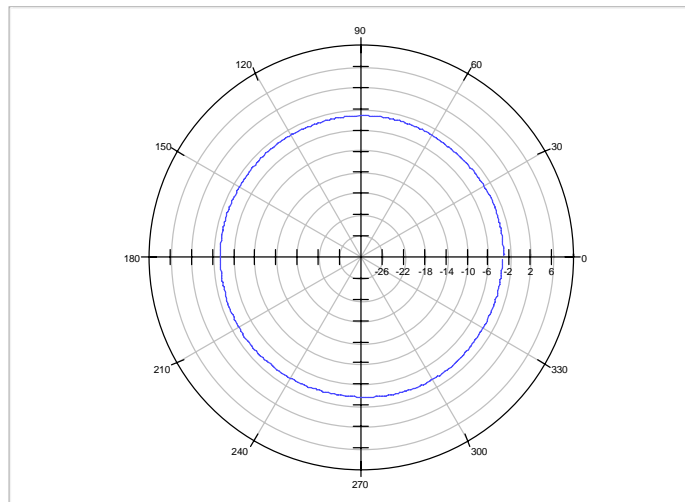


Frequency (MHz)	Max. Value (dBm)	Azimuth max. (deg)	Elev max. (deg)	Pol max.	Min. Value (dBm)	Azimuth min. (deg)	Elev min. (deg)	Pol min.
787.0	-3.44	277	0	V	-40.44	305	0	H

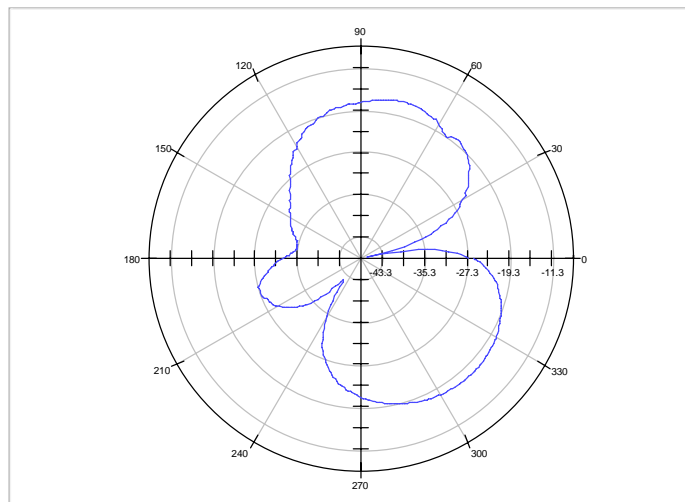
Annex C Antenna measurements

ANT-ROD-76 on a 10 cm x 10 cm groundplane with ANT-BASE-06 @ 814.0 MHz

Azimuth Chart: 0deg, Vertical



Azimuth Chart: 0deg, Horizontal

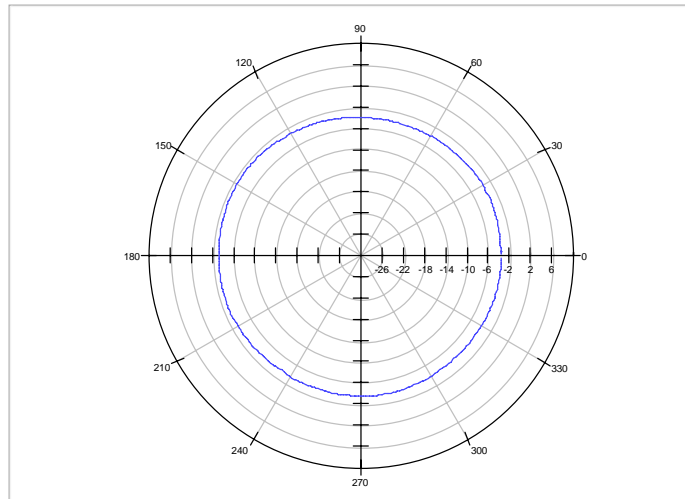


Frequency (MHz)	Max. Value (dBm)	Azimuth max. (deg)	Elev max. (deg)	Pol max.	Min. Value (dBm)	Azimuth min. (deg)	Elev min. (deg)	Pol min.
814.0	-3.00	17	0	V	-46.15	13	0	H

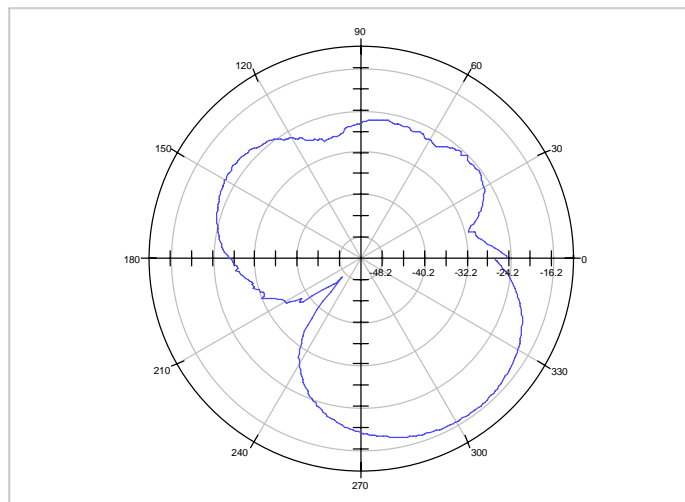
Annex C Antenna measurements

ANT-ROD-76 on a 10 cm x 10 cm groundplane with ANT-BASE-06 @ 838.0 MHz

Azimuth Chart: 0deg, Vertical



Azimuth Chart: 0deg, Horizontal

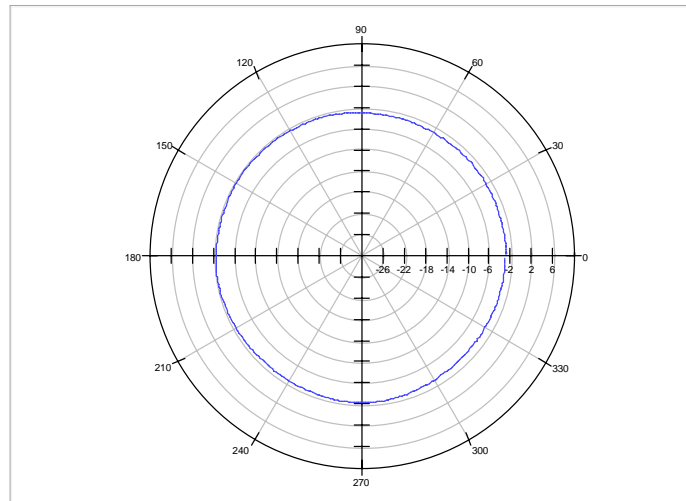


Frequency (MHz)	Max. Value (dBm)	Azimuth max. (deg)	Elev max. (deg)	Pol max.	Min. Value (dBm)	Azimuth min. (deg)	Elev min. (deg)	Pol min.
838.0	-3.02	150	0	V	-47.19	226	0	H

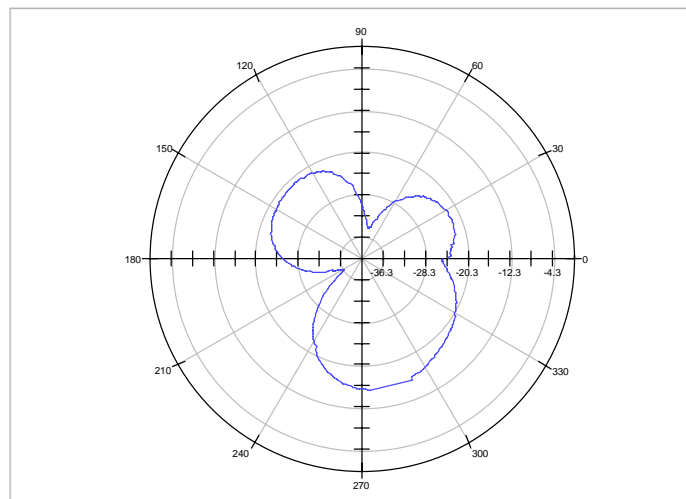
Annex C Antenna measurements

ANT-ROD-76 on a 10 cm x 10 cm groundplane with ANT-BASE-06 @ 862.0 MHz

Azimuth Chart: 0deg, Vertical



Azimuth Chart: 0deg, Horizontal

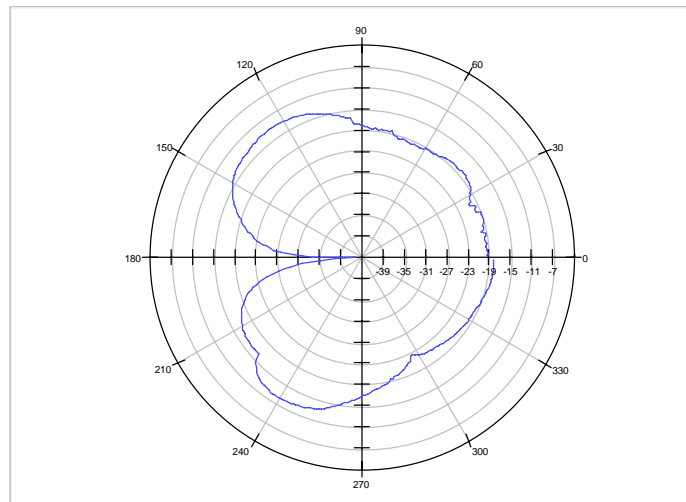


Frequency (MHz)	Max. Value (dBm)	Azimuth max. (deg)	Elev max. (deg)	Pol max.	Min. Value (dBm)	Azimuth min. (deg)	Elev min. (deg)	Pol min.
862.0	-2.25	272	0	V	-36.31	211	0	H

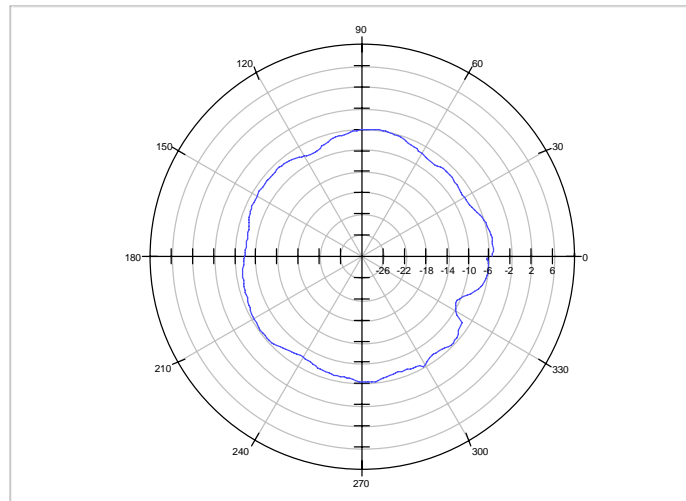
Annex C Antenna measurements

ANT-ZS-FLEX-30 @ 1980.0 MHz

Azimuth Chart: 0deg, Horizontal



Azimuth Chart: 0deg, Vertical

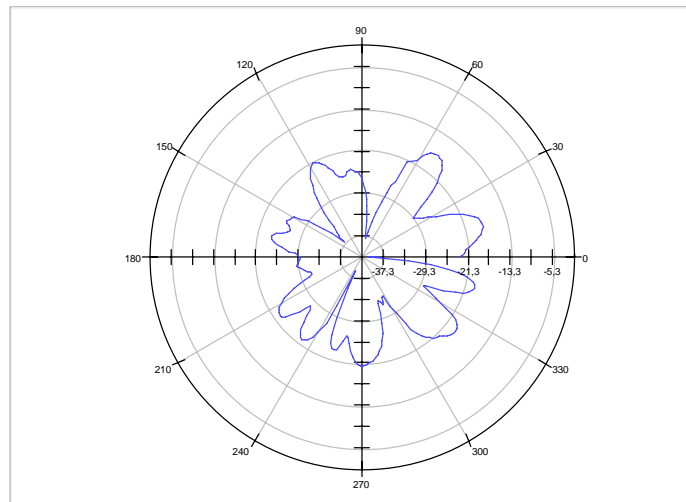


Frequency (MHz)	Max. Value (dBm)	Azimuth max. (deg)	Elev max. (deg)	Pol max.	Min. Value (dBm)	Azimuth min. (deg)	Elev min. (deg)	Pol min.
1980.0	-5.17	5	0	V	-40.21	174	0	H

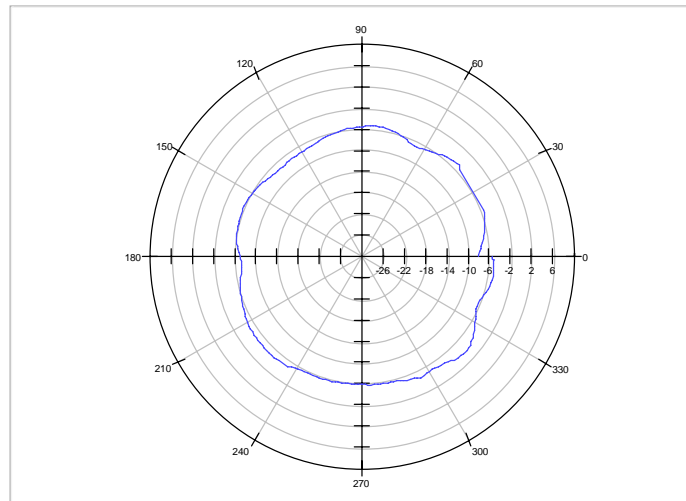
Annex C Antenna measurements

ANT-ZS-FLEX-30 @ 1845.0 MHz

Azimuth Chart: 0deg, Horizontal



Azimuth Chart: 0deg, Vertical

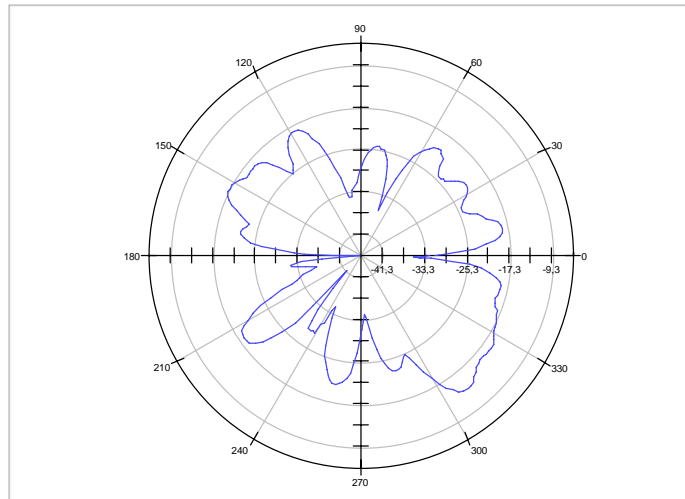


Frequency (MHz)	Max. Value (dBm)	Azimuth max. (deg)	Elev max. (deg)	Pol max.	Min. Value (dBm)	Azimuth min. (deg)	Elev min. (deg)	Pol min.
1845.0	-3.35	318	0	V	-40.19	358	0	H

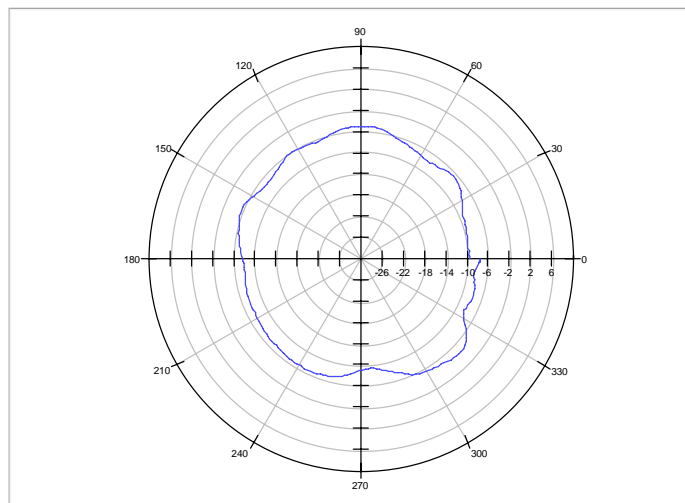
Annex C Antenna measurements

ANT-ZS-FLEX-30 @ 1695.0 MHz

Azimuth Chart: 0deg, Horizontal



Azimuth Chart: 0deg, Vertical

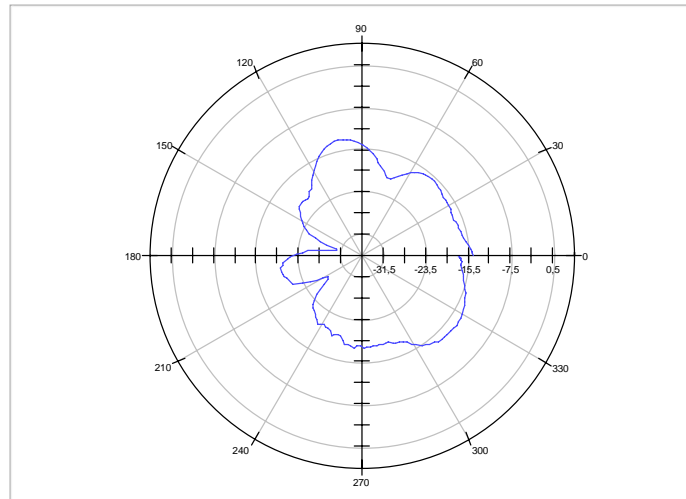


Frequency (MHz)	Max. Value (dBm)	Azimuth max. (deg)	Elev max. (deg)	Pol max.	Min. Value (dBm)	Azimuth min. (deg)	Elev min. (deg)	Pol min.
1695.0	-4.24	317	0	V	-45.14	184	0	H

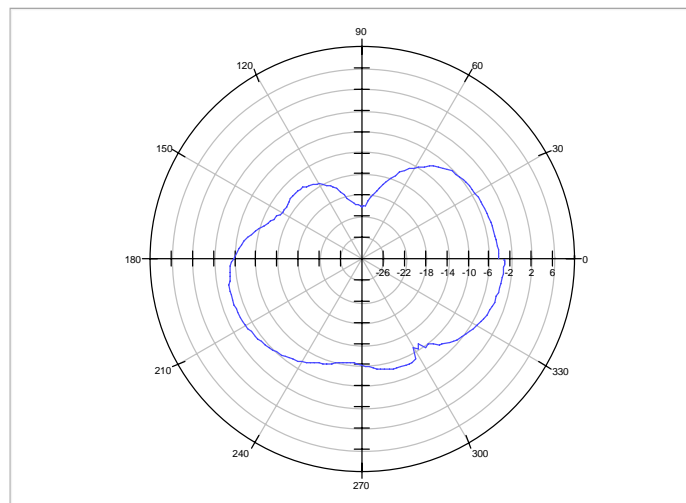
Annex C Antenna measurements

ANT-ZS-FLEX-90 @ 698.0 MHz

Azimuth Chart: 0deg, Horizontal



Azimuth Chart: 0deg, Vertical

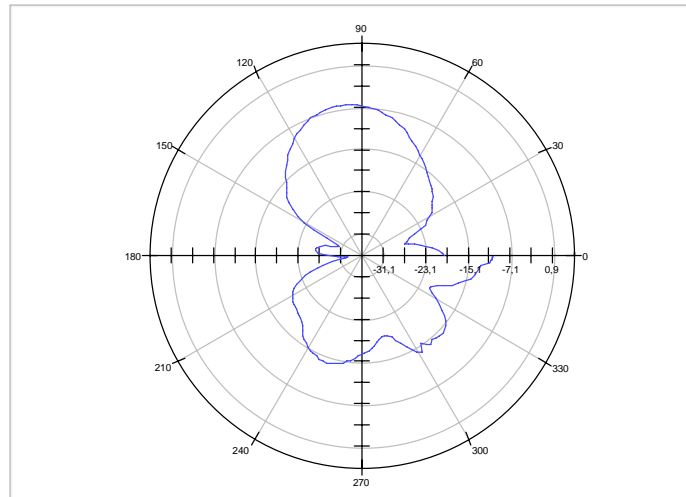


Frequency (MHz)	Max. Value (dBm)	Azimuth max. (deg)	Elev max. (deg)	Pol max.	Min. Value (dBm)	Azimuth min. (deg)	Elev min. (deg)	Pol min.
698.0	-3.10	358	0	V	-30.74	169	0	H

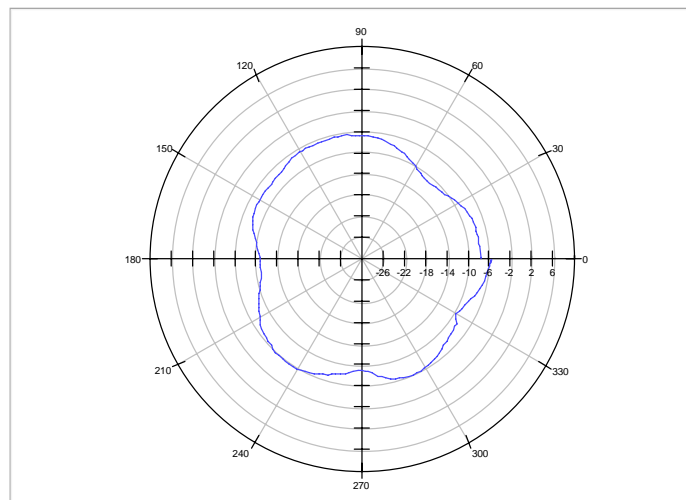
Annex C Antenna measurements

ANT-ZS-FLEX-90 @ 743.0 MHz

Azimuth Chart: 0deg, Horizontal



Azimuth Chart: 0deg, Vertical

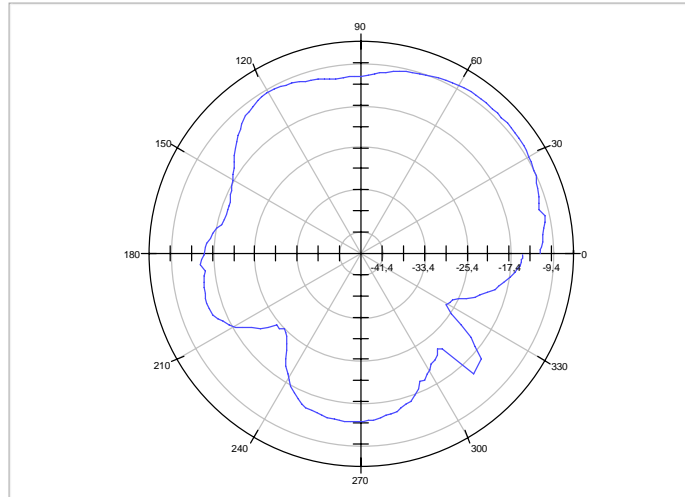


Frequency (MHz)	Max. Value (dBm)	Azimuth max. (deg)	Elev max. (deg)	Pol max.	Min. Value (dBm)	Azimuth min. (deg)	Elev min. (deg)	Pol min.
743.0	-5.56	360	0	V	-32.51	186	0	H

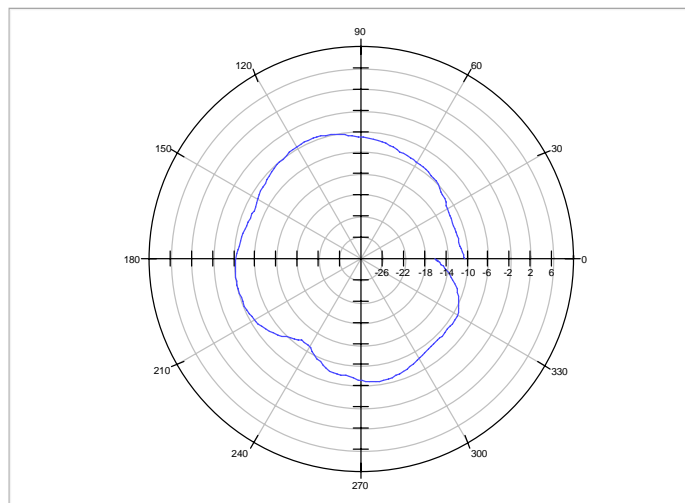
Annex C Antenna measurements

ANT-ZS-FLEX-90 @ 787.0 MHz

Azimuth Chart: 0deg, Horizontal



Azimuth Chart: 0deg, Vertical

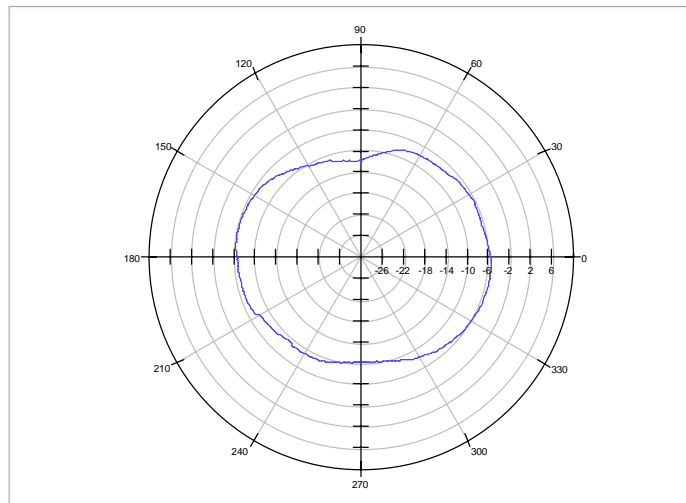


Frequency (MHz)	Max. Value (dBm)	Azimuth max. (deg)	Elev max. (deg)	Pol max.	Min. Value (dBm)	Azimuth min. (deg)	Elev min. (deg)	Pol min.
787.0	-5.59	114	0	V	-26.54	329	0	H

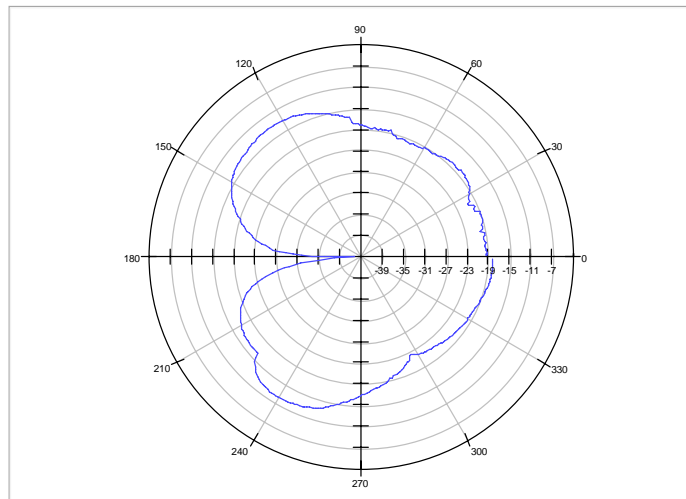
Annex C Antenna measurements

ANT-ZS-FLEX-76 @ 814 MHz

Azimuth Chart: 0deg, Vertical



Azimuth Chart: 0deg, Horizontal

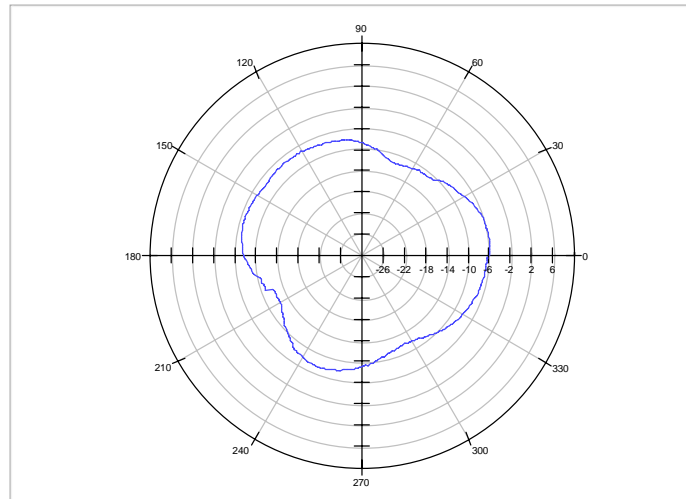


Frequency (MHz)	Max. Value (dBm)	Azimuth max. (deg)	Elev max. (deg)	Pol max.	Min. Value (dBm)	Azimuth min. (deg)	Elev min. (deg)	Pol min.
814.0	-5.28	348	0	V	-41.77	183	0	H

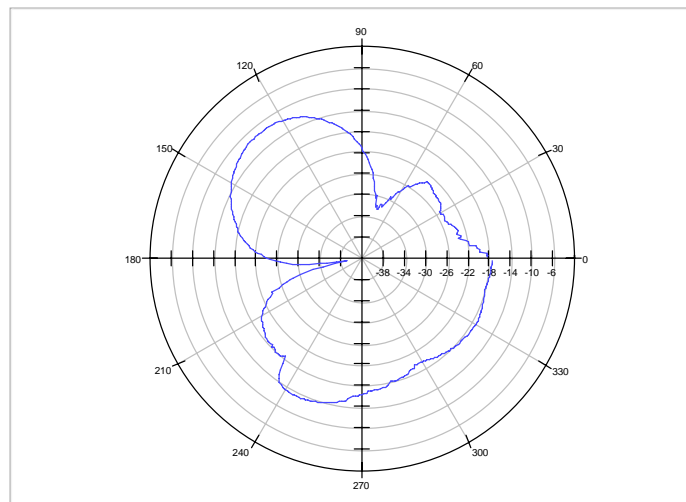
Annex C Antenna measurements

ANT-ZS-FLEX-76 @ 838 MHz

Azimuth Chart: 0deg, Vertical



Azimuth Chart: 0deg, Horizontal

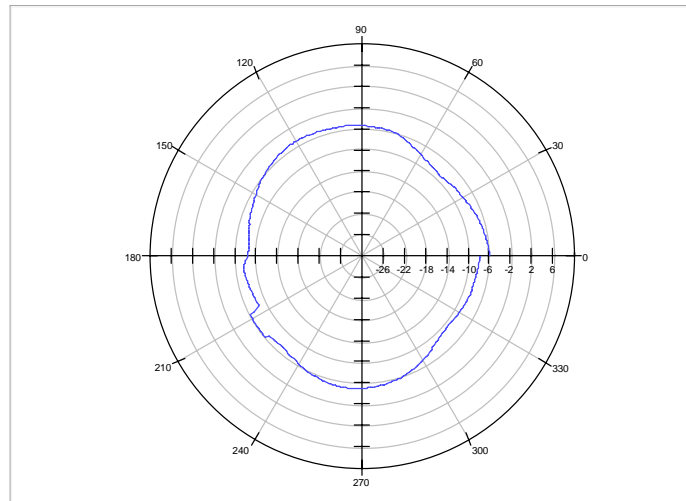


Frequency (MHz)	Max. Value (dBm)	Azimuth max. (deg)	Elev max. (deg)	Pol max.	Min. Value (dBm)	Azimuth min. (deg)	Elev min. (deg)	Pol min.
838.0	-5.75	7	0	V	-39.12	190	0	H

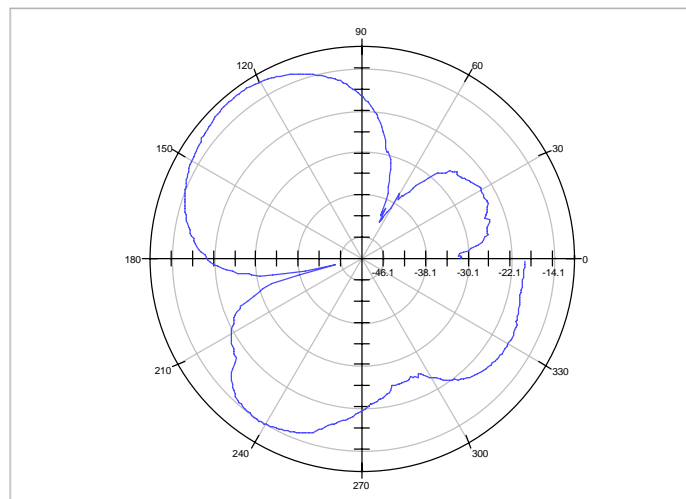
Annex C Antenna measurements

ANT-ZS-FLEX-76 @ 862 MHz

Azimuth Chart: 0deg, Vertical



Azimuth Chart: 0deg, Horizontal



Frequency (MHz)	Max. Value (dBm)	Azimuth max. (deg)	Elev max. (deg)	Pol max.	Min. Value (dBm)	Azimuth min. (deg)	Elev min. (deg)	Pol min.
862.0	-4.82	266	0	V	-45.14	193	0	H