



8. Photographs of the Test Setup


Photograph 1: Set-up for AC Power Line Conducted Emission



Photograph 2: Set-up for Conducted Emission at Antenna Port



Photograph 3: Set-up for Radiated Emission, 30MHz-1000MHz



Photograph 4: Set-up for Radiated Emission, 1G-18GHz

