
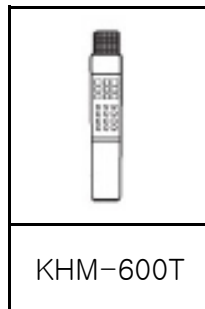


# KHM-600T

## USER Guide

### 1. Basic Items



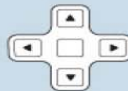









### 2. How to operate

- (1) Additional microphone for the solostar karaoke system
- (2) Simply plug and play, no additional hardware required
- (3) Rich stereo sound with TV or external audio system

### 3. Functions







BUTTON	FUNCTION
 POWER	Turns on and off the KHM-600's power
 SETUP	Press to enter the "Setup" Menu  Hold to exit from each mode and return back to the "Mode Selection" menu
 ARROWS	Use [▲], [▶], [◀] or [▼] buttons to navigate through song list or to move other menus  While a song is being played in karaoke mode, use the [▲] button to increase or the [▼] button to decrease a song's key level  While a song is being played in karaoke mode, use the [▶] button to increase or the [◀] button to decrease a song's key level
 OK	Press to play selected songs or to save adjusted setting level
 VOLUME	Adjusts MIC's volume
 0-9	Use to enter song numbers or time
 START	Play or Pause a song
 STOP	Stops a song or exits menu
 RESERVE	Reserve a song for karaoke mode
 RESERVE CANCEL	Cancels reserved songs

4. Specifications

Item	Unit	Value
RF Output Power	dBm	3.5 ± 2
Frequency Range	GHz	2.404 GHz ~ 2.476 GHz
Channel	Ch	18
Saturation (maximum input)	dBm	-2
Data Rate	Mbps	5
Occupied bandwidth	MHz	3.8
Receiver sensitivity	dBm	-83
Selectivity	dB	38
Audio sample rate	KHz	48 / 44.1 / 40.275 / 32
Audio latency	samples	768 ~ 2 048

## **Caution**

 	<ul style="list-style-type: none"><li>• Use a soft, dry cloth for cleaning. Do not use water, gasoline, or any type of solvent, such as thinner and benzene, they will cause damage to the player.</li><li>• Do not spray any type of insecticide on the player.</li></ul>
	<ul style="list-style-type: none"><li>• Consult with a qualified technician about its cleaning once a year. When dirty, or consumption by rodents or insects can cause fire or system malfunctions.</li></ul>
	<ul style="list-style-type: none"><li>• Before cleaning, turn off the power and disconnect the plug from the electrical outlet. Failure to this may cause electric shock.</li></ul>

### **FCC ID: ZRU-KHM600T**

FCC notice to users and product statements

This device complies with part 15 of the FCC Rules.

Operation is subject to the following two conditions;

- (1) This device may not cause harmful interference, and
- (2) This device must accept any interference received, including interference that may cause undesired operation.

**CAUTION :** Changes or modifications not expressly approved by the party responsible for compliance could void the user's authority to operate the equipment.

**NOTE:** This equipment has been tested and found to comply with the limits for a Class B digital device, pursuant to Part 15 of the FCC Rules.

These limits are designed to provide reasonable protection against harmful interference in a residential installation.

This equipment generates, uses and can radiate radio frequency energy and, if not installed and used in accordance with the instructions, may cause harmful interference to radio communications.

However,

There is no guarantee that interference will not occur in a particular installation.

If this equipment does cause harmful interference to radio or television reception, which can be determined by turning the equipment off and on, the user is encouraged to try to correct the interference by one or more of the following measures:

- Reorient or relocate the receiving antenna.
- Increase the separation between the equipment and receiver.
- Connect the equipment into an outlet on a circuit different from that to which the receiver is connected.
- Consult the dealer or an experienced radio / TV technician for help.

Modifications not expressly approved by the manufacturer could void the user's authority to operate the equipment under FCC rules.

This Device has been evaluated to comply with RF exposure requirement for general use limit in portable condition.

This radio transmitter (**9774A-KHM600T**) has been approved by Industry Canada to operate with the antenna types listed below with the maximum permissible gain and required antenna impedance for each antenna type indicated. Antenna types not included in this list, having a gain greater than the maximum gain indicated for that type, are strictly prohibited for use with this device.

### **IC Warning**

This device complies with Industry Canada licence-exempt RSS standard(s).

Operation is subject to the following two conditions: (1) this device may not cause interference, and (2) this device must accept any interference, including interference that may cause undesired operation of the device.

Le présent appareil est conforme aux CNR d'Industrie Canada applicables aux appareils radio exempts de licence. L'exploitation est autorisée aux deux conditions suivantes : (1) l'appareil ne doit pas produire de brouillage, et (2) l'utilisateur de l'appareil doit accepter tout brouillage radioélectrique subi, même si le brouillage est susceptible d'en compromettre le fonctionnement.