

Testing Report

Customer Name: Shenzhen Adition Audio Science & Technology Co.,Ltd


Product Name: PCB antenna

Sample Model: /

Reference Standard: *GB/T 9410-2008; ANSI/IEEE Std 149-1979*

Issue Date: 2022.12.16

Engineer: Jackson	Date: 2022.12.16
Auditor: Eason	Date: 2022.12.16
Approver: Amon	Date: 2022. 12. 16



Version

Version No.	Date	Description	Formulate	Approval
A0	2022.12.16	For the first time, formulate	Jackson	Eason

Contents

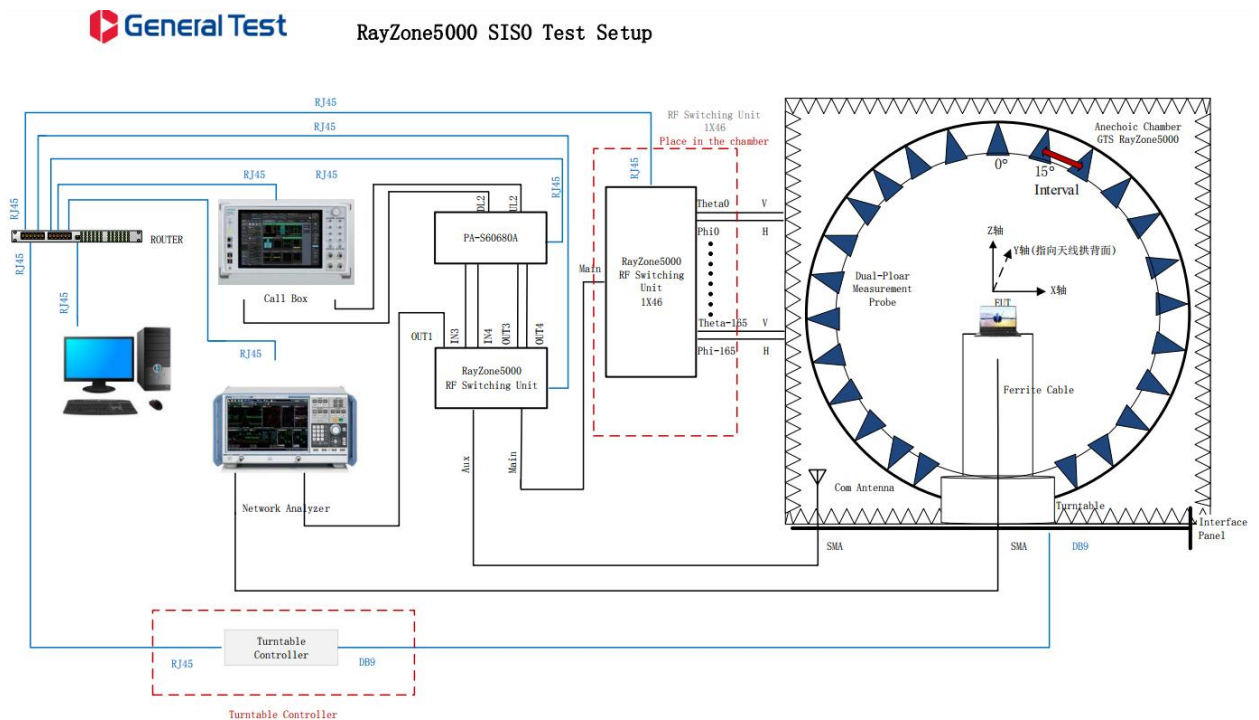
1.General Information	3
1.1 General information of testing institutions	3
1.2 Testing principle	3
1.3 Test equipment	4
1.4 Test environment	4
1.5 Statement	4
2.Sample Information	5
2.1 Client information	5
2.2 Description of EUT(S)	5
2.3 EUT appearance	6
2.4 EUT setup photo of free space OTA testing	6
3.Test Results	7
3.1 Test standard	7
3.2 Test uncertainty	7
3.3 Test data	8
3.3.1 Typical free space efficiency and gain	8
3.3.2 Typical free space radiation pattern	8
(The following is blank)	9

1. General Information

1.1 General information of testing institutions

Name	Shenzhen RFI-LAB Communication Technology Co., Ltd.
Address	10/F A, Lingyun Bld, Liufang Road, Baoan District, Shenzhen
Tel	13682621346
E-mail	rfi-lab@tech-now.com
Equipment	All the equipment used in the report is fixed in Zone B, West Side of 1/F, Building 1, Tingwei Industrial Park, No.6 Liufang Road, Bao 'an District, Shenzhen

1.2 Testing principle



1.3 Test equipment

Equipment	Model No.	Serial No.	Manufacturer	Calibration date	Next calibration date
OTA Test System	RayZone-5000	RFI-LAB-RF-D00	GTS	2021.3.15	2023.3.14
Network Analyzer	E5071C	RFI-LAB-RF-D01	KEYSIGHT	2022.5.13	2023.5.12

1.4 Test environment

Temperature	24.1°C
Humidity	60%RH
Pressure	100.23kPa

1.5 Statement

- (1) The test results in the report are only applicable to the tested samples and the tested samples work under the environment described in the report.
- (2) Only Shenzhen RFI-LAB Communication Technology Co., Ltd. have the right to modify the report, and the modification information shall be annotated in the revision form.
- (3) Any objection to this report shall be raised within 30 days after formal confirmation of the report.
- (4) This report is invalid if there is any evidence that the sample information provided is falsified.
- (5) The report is invalid without the signature of the auditor and approver.

2. Sample Information


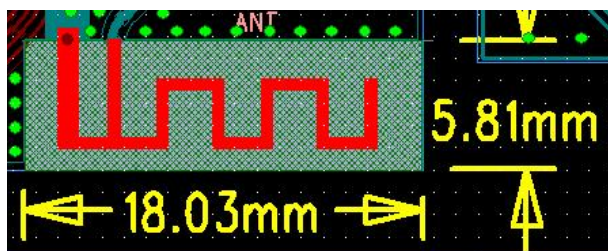
2.1 Client information

Name	Shenzhen Addition Audio Science & Technology Co.,Ltd
Address	Floor1-5, No.2 Building, Huidebao Industrial Park, No.11, Second Industrial Zone, Baihua Community, Guangming Sub-district, Guangming District, Shenzhen City, China
Contacts	/
Tel	/
E-mail	/

2.2 Description of EUT(S)

Product Name	PCB antenna
Sample Model	/
Size	/
Serial No.	/
Test Item	Antenna gain; Radiation pattern and efficiency
Frequency Range	2400MHz-2500MHz
Received Date	2022.12.16
Test Date	2022.12.16
Remark	The length of the RF cable is 55mm

2.3 EUT appearance



3. Test Results

3.1 Test standard

Name	Parameter	Method	Standard no.
Mobile communication antenna	Antenna gain	Generic specification for antennas used in the mobile communications	GB/T 9410-2008
	Radiation pattern		
Antenna	Radiation efficiency	IEEE Standard Test Procedures for Antennas	ANSI/IEEE Std 149-1979
	Gain and directivity		

3.2 Test uncertainty

The uncertainty was calculated on the basis of the GUM published by ISO, using the inclusion factor of $K=2$ and the 95% confidence level to express the extended uncertainty.

Item	Uncertainty
Antenna gain	$\pm 0.72\text{dB}$
Radiation efficiency	$\pm 0.72\text{dB}$

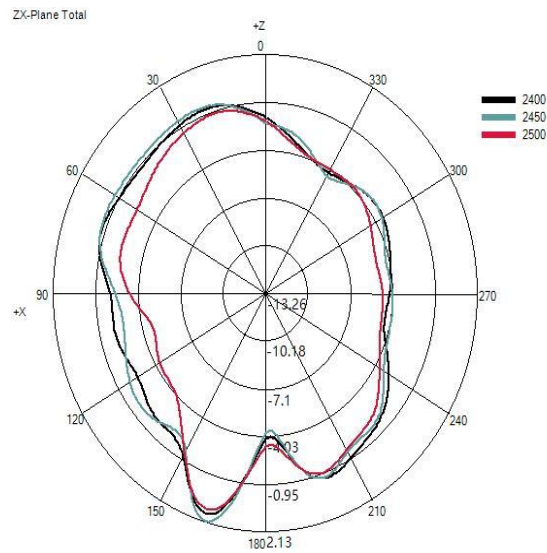
3.3 Test data

3.3.1 Typical free space efficiency and gain

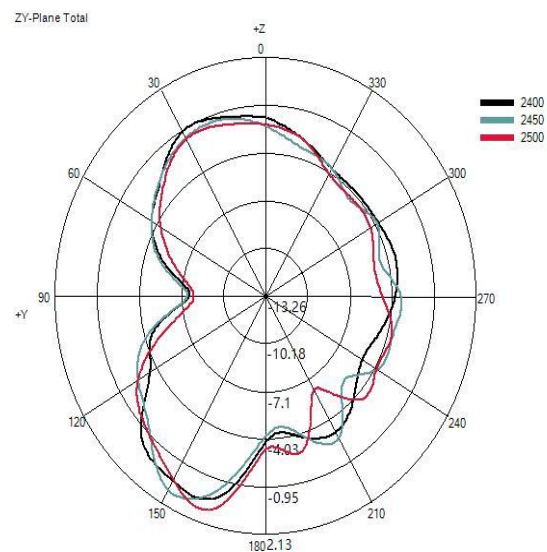
Frequency/MHz	2400	2410	2420	2430	2440	2450	2460	2470	2480	2490	2500
Peak Gain/dBi	1.75	1.76	1.79	1.88	1.82	1.92	2.05	2.07	1.79	1.55	1.48
Efficiency/%	52.04	51.99	52.31	51.79	51.29	51.56	51.38	50.49	47.90	46.11	44.28

3.3.2 Typical free space radiation pattern

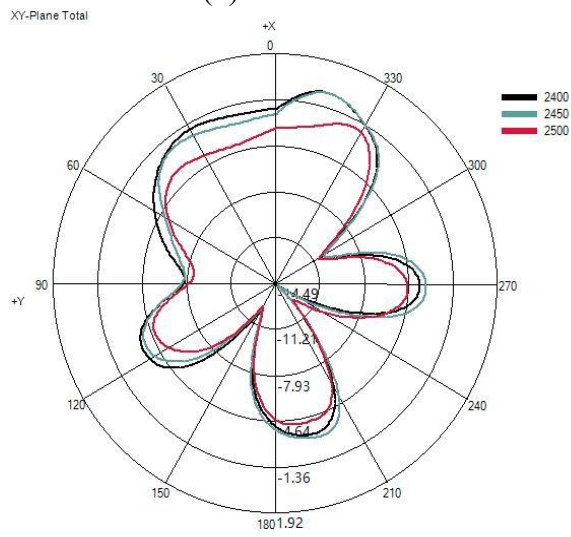
(1) X-Z Plane:



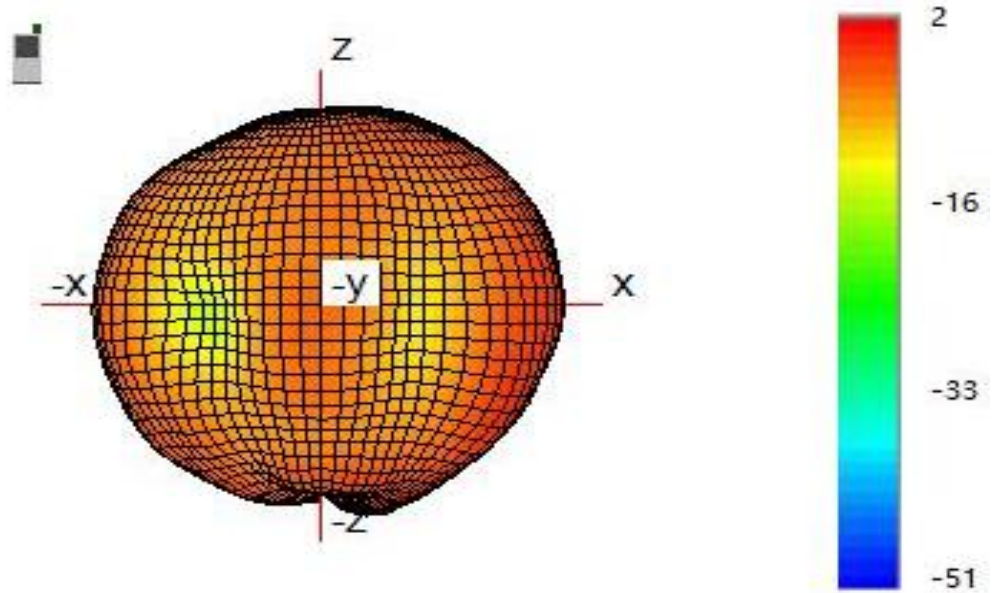
(2) Y-Z Plane:



(3) X-Y Plane:



(4) Typical Free Space 3D Radiation Pattern at 2.45GHz:



End

(The following is blank)