

AppendixD: Maximum power spectral density

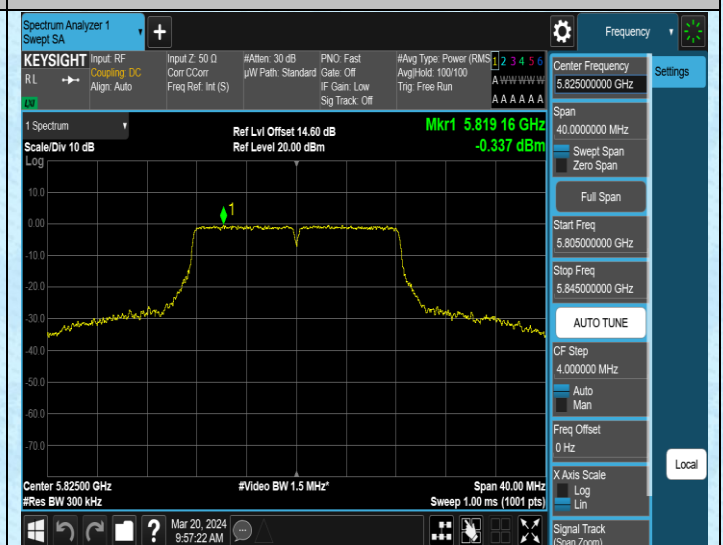
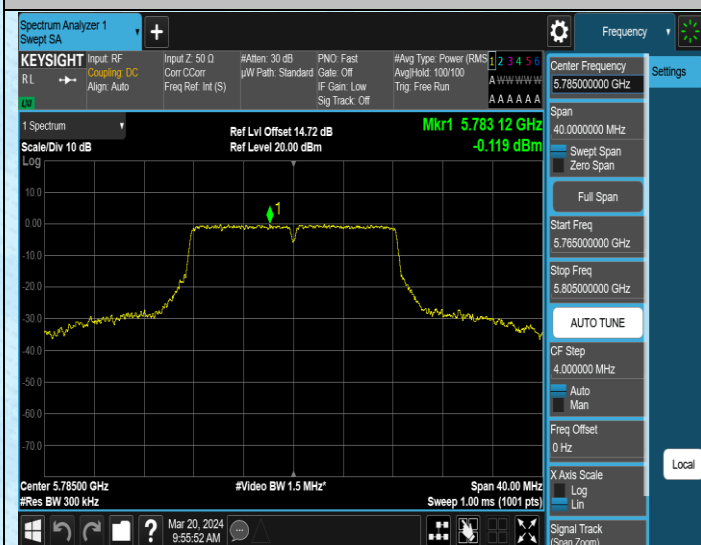
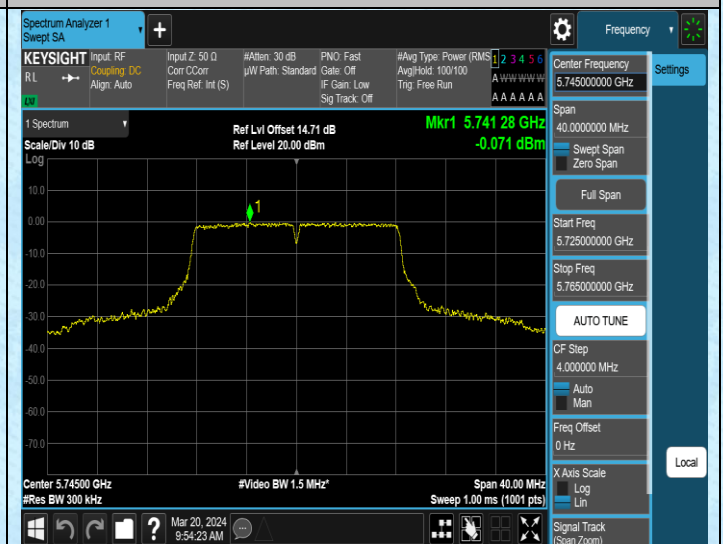
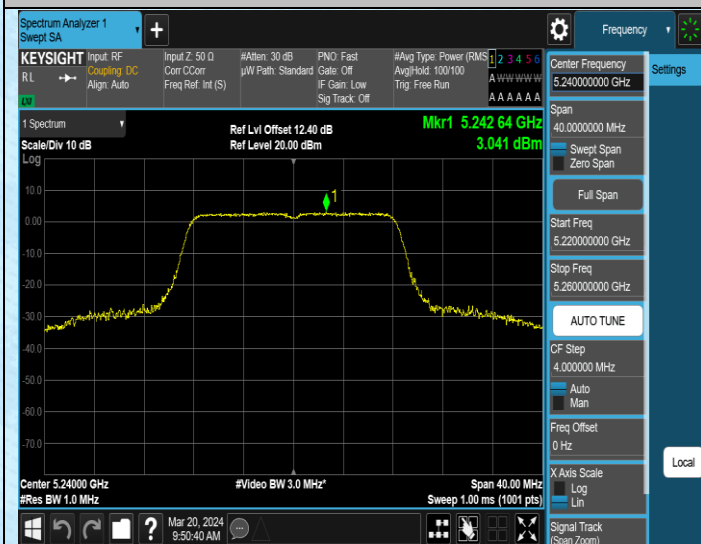
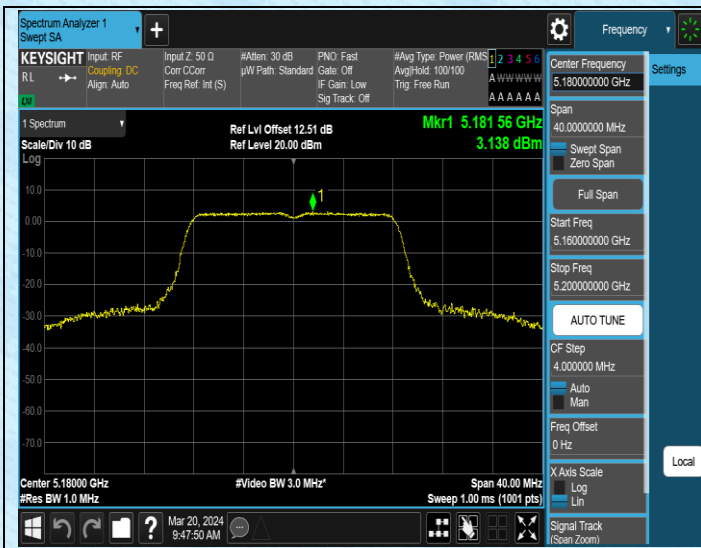
Test Result

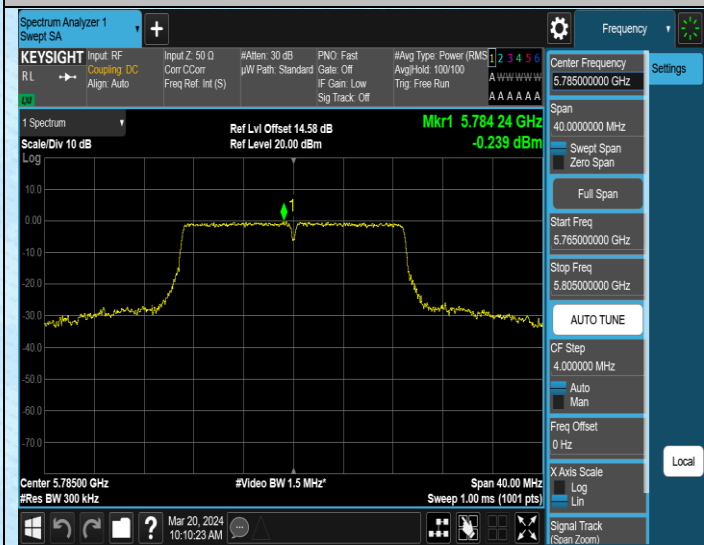
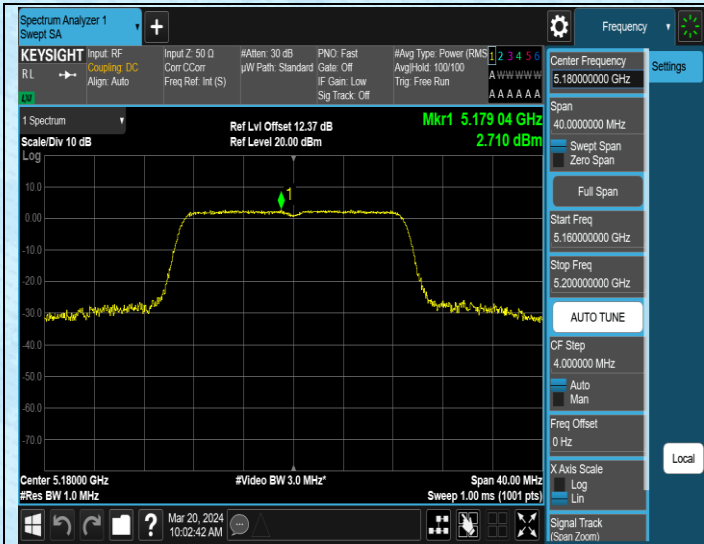
Test Mode	Antenna	Frequency[MHz]	Rate	Result [dBm/MHz]	Limit[dBm/MHz]	Verdict
11A	Ant1	5180	6Mbps	3.14	≤11.00	PASS
11A	Ant1	5200	6Mbps	3.06	≤11.00	PASS
11A	Ant1	5240	6Mbps	3.04	≤11.00	PASS
11A	Ant1	5745	6Mbps	-0.07	≤30.00	PASS
11A	Ant1	5785	6Mbps	-0.12	≤30.00	PASS
11A	Ant1	5825	6Mbps	-0.34	≤30.00	PASS
11N20SISO	Ant1	5180	MCS0	2.71	≤11.00	PASS
11N20SISO	Ant1	5200	MCS0	2.52	≤11.00	PASS
11N20SISO	Ant1	5240	MCS0	2.72	≤11.00	PASS
11N20SISO	Ant1	5745	MCS0	-0.18	≤30.00	PASS
11N20SISO	Ant1	5785	MCS0	-0.24	≤30.00	PASS
11N20SISO	Ant1	5825	MCS0	-0.64	≤30.00	PASS
11N40SISO	Ant1	5190	MCS0	0.64	≤11.00	PASS
11N40SISO	Ant1	5230	MCS0	0.29	≤11.00	PASS
11N40SISO	Ant1	5755	MCS0	-2.6	≤30.00	PASS
11N40SISO	Ant1	5795	MCS0	-2.83	≤30.00	PASS

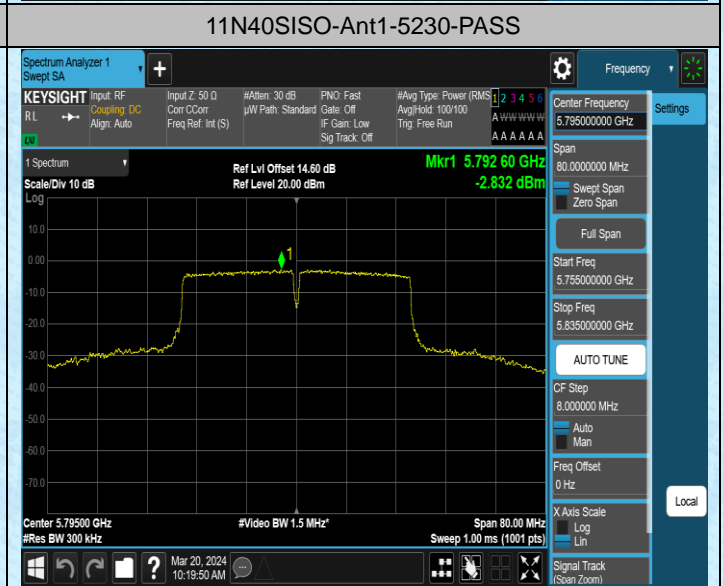
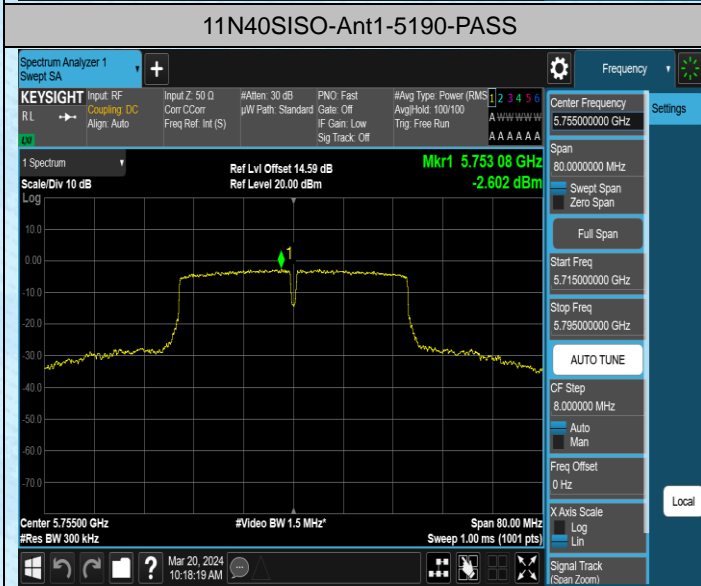
Note: 1.The Result and Limit Unit is dBm/500 kHz in the band 5.725–5.85 GHz.

2.The Duty Cycle Factorand RBW Factoriscompensatedinthegraph.

Test Graphs







-----End-----