



EMC TEST REPORT

According to

47 CFR, Part 15B, CISPR PUB. 22

Applicant : Suzhou Switek Electronics&Technology Co, Ltd.
Address : No.86, South WuSong Road, Luzhi Town, Wuzhong District, Suzhou City.
Equipment : HDMI KVM SWITCH
Model No. : AS-21HA ,AS-41HA, AS-22HA ,AS-42HA
FCC ID : ZQXAS-42HA

I HEREBY CERTIFY THAT :

The sample was received on Mar. 14, 2019 and the testing was carried out on Apr. 10, 2019 at CerpPASS Technology Corp. The test result refers exclusively to the test presented test model / sample. Without written approval of CerpPASS Technology Corp., the test report shall not be reproduced except in full.

Approved by:

Miro Chueh
EMC/RF B.U. Manager



EMC TEST REPORT

Issued by:

CerpPASS Technology (Suzhou) Co.,Ltd

No.66,Tangzhuang Road, Suzhou Industrial Park, Jiangsu 215006, China

Tel:+86-512-6917-5888

Fax:+86-512-6917-5666

The test record, data evaluation & Equipment. Under Test configurations represented herein are true and accurate accounts of the measurements of the samples EMC characteristics under the conditions specified in this report.



Contents

1. Summary of Test Procedure and Test Result.....	5
1.1. Applicable Standards	5
2. Test Configuration of Equipment under Test	6
2.1. Feature of Equipment under Test.....	6
2.2. Test Manner	7
2.3. Description of Test System.....	8
2.4. Connection Diagram of Test System.....	9
2.5. General Information of Test.....	10
2.6. Measurement Uncertainty	11
3. Test of Conducted Emission.....	12
3.1. Test Limit	12
3.2. Test Procedures	12
3.3. Typical test Setup.....	13
3.4. Measurement Equipment.....	13
3.5. Test Result and Data.....	14
4. Test of Radiated Emission	30
4.1. Test Limit	30
4.2. Test Procedures	31
4.3. Typical test Setup.....	33
4.4. Measurement Equipment.....	34
4.5. Test Result and Data (30MHz~1GHz).....	35
4.6. Test Result and Data (1GHz ~18GHz).....	51



1. Summary of Test Procedure and Test Result

1.1. Applicable Standards

The measurements shown in this test report were made in accordance with the procedures given in ANSI C63.4 – 2014 and the energy emitted by this equipment was passed 47 CFR, Part 15B, CISPR PUB. 22.

The energy emitted by this equipment was passed both Radiated and Conducted Emissions Class B limits.

Test Item	Normative References	Test Result
Conducted Emission	ANSI C63.4-2014 FCC Part 15 Subpart B	PASS
Radiated Emission	ANSI C63.4-2014 FCC Part 15 Subpart B	PASS



2. Test Configuration of Equipment under Test

2.1. Feature of Equipment under Test

Product Name:	HDMI KVM SWITCH
Model Name:	AS-21HA, AS-41HA, AS-22HA ,AS-42HA
Remark:	They are similar except for model name and the number of ports.

Note: Please refer to user manual.



2.2. Test Manner

- a. During testing, the interface cables and equipment positions were varied according to ANSI C63.4.
- b. Turn on the power of all equipment.
- c. The complete test system included PC, USB Keyboard, USB Mouse, Monitor Earphone, USB and EUT for EMI test.
- d. The test mode as follow:

Mode 1	Full system work signal from PC +HDMI 1-A for AS-42HA with Adapter
Mode 2	Full system work signal from PC +HDMI 1-B for AS-42HA with Adapter
Mode 3	Full system work signal from PC +HDMI 2-A for AS-42HA with Adapter
Mode 4	Full system work signal from PC +HDMI 2-B for AS-42HA with Adapter
Mode 5	Full system work signal from PC +HDMI 3-A for AS-42HA with Adapter
Mode 6	Full system work signal from PC +HDMI 3-B for AS-42HA with Adapter
Mode 7	Full system work signal from PC +HDMI 4-A for AS-42HA with Adapter
Mode 8	Full system work signal from PC +HDMI 4-B for AS-42HA with Adapter
Mode 9	Full system work signal from PC +HDMI 1-A for AS-42HA
Mode 10	Full system work signal from PC +HDMI 1-B for AS-42HA
Mode 11	Full system work signal from PC +HDMI 2-A for AS-42HA
Mode 12	Full system work signal from PC +HDMI 2-B for AS-42HA
Mode 13	Full system work signal from PC +HDMI 3-A for AS-42HA
Mode 14	Full system work signal from PC +HDMI 3-B for AS-42HA
Mode 15	Full system work signal from PC +HDMI 4-A for AS-42HA
Mode 16	Full system work signal from PC +HDMI 4-B for AS-42HA

The "Test Mode 9, 10, 11, 12, 13, 14, 15, 16" were reported as final data.

- e. The maximum operating frequency is above 108MHz, the test frequency range is from 30MHz to 18GHz.

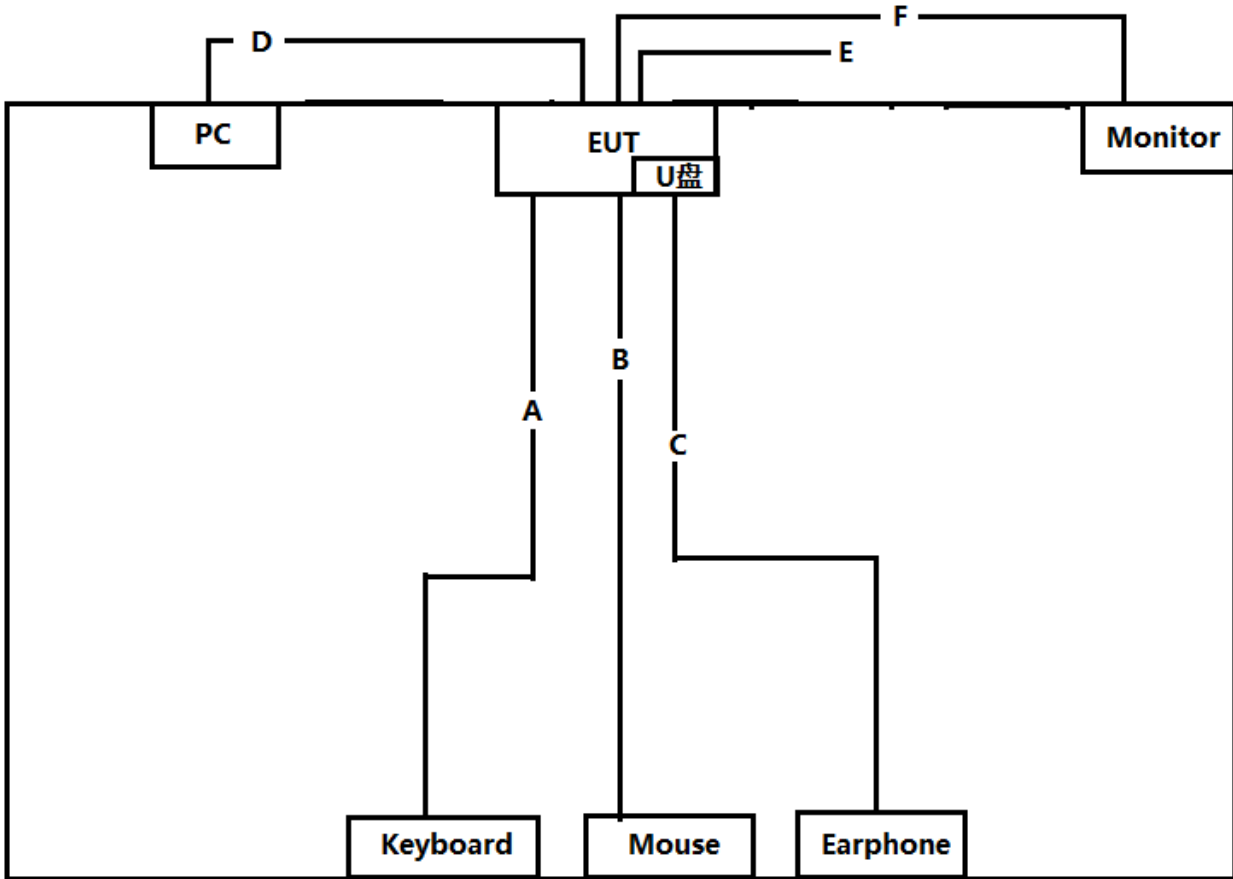


2.3. Description of Test System

No.	Device	Manufacturer	Model No.	Description
1	PC	HP	HP Compaq Elite 8200 MTPC	Non-Shielded ,1.8m
2	USB Keyboard	DELL	SK-8115	T3A002
3	USB Mouse	DELL	G0K02XYK	R41108
4	Monitor	Philips	BDM3275UP	N/A
5	Earphone	SALAR	V18	N/A
6	USB	Kingston	N/A	N/A



2.4. Connection Diagram of Test System



Use Cable:

No	Cable	Quantity	Description
A	USB Cable	1	Non-Shielded, 1.5m
B	USB Cable	1	Non-Shielded, 1.8m
C	Audio Cable	1	Non-Shielded, 1.5m
D	HDMI Cable	1	Shielded,1.5m, with two ferrites core bonded
E	HDMI Cable	3	Shielded,1.5m, with two ferrites core bonded
F	HDMI Cable	1	Shielded,1.5m, with two ferrites core bonded



2.5. General Information of Test

<input checked="" type="checkbox"/> Test Site	CerpPASS Technology (Suzhou) Co.,Ltd Address: No.66,Tangzhuang Road, Suzhou Industrial Park, Jiangsu 215006, China Tel: +86-512-6917-5888 Fax: +86-512-6917-5666	
	CNAS	L5515
	FCC	CN1243
	A2LA	4981.01
	IC	7920A-1, 7920A-2
	VCCI	T-1945 for Telecommunication Test C-2919 for Conducted emission test R-2670 for Radiated emission test G-227 for radiated disturbance above 1GHz



2.6. Measurement Uncertainty

Where relevant, the following measurement uncertainty levels have been estimated for tests performed on the EUT as specified in CISPR 16-4-2:

Measurement	Frequency	Uncertainty
Conducted emissions(LINE)	9KHz-30MHz	+/- 0.6847dB
Conducted emissions(NEUTRAL)	9KHz-30MHz	+/- 0.6763dB

Measurement	Polarity	Frequency	Uncertainty
Radiated emissions (below 1GHz)	H	30MHz ~ 200MHz	+/- 4.0702dB
		200MHz ~1000MHz	+/- 3.9158dB
	V	30MHz ~ 200MHz	+/- 4.0704dB
		200MHz ~1000MHz	+/- 3.9167dB
Radiated emissions (above 1GHz)	H	1000MHz ~18000MHz	+/- 3.8864dB
		18000MHz ~40000MHz	+/-3.9314dB
	V	1000MHz ~18000MHz	+/- 3.8896dB
		18000MHz ~40000MHz	+/- 3.8766dB

This uncertainty represents an expanded uncertainty expressed at approximately the 95% confidence level using a coverage factor of k=2.



3. Test of Conducted Emission

3.1. Test Limit

Conducted Emissions were measured from 150 kHz to 30 MHz with a bandwidth of 9 KHz on the 120 VAC power and return leads of the EUT according to the methods defined in ANSI C63.4-2014. The EUT was placed on a nonmetallic stand in a shielded room 0.8 meters above the ground plane as shown in ANSI C63.4-2014. The interface cables and equipment positioning were varied within limits of reasonable applications to determine the position produced maximum conducted emissions.

Conducted Emission Limits:

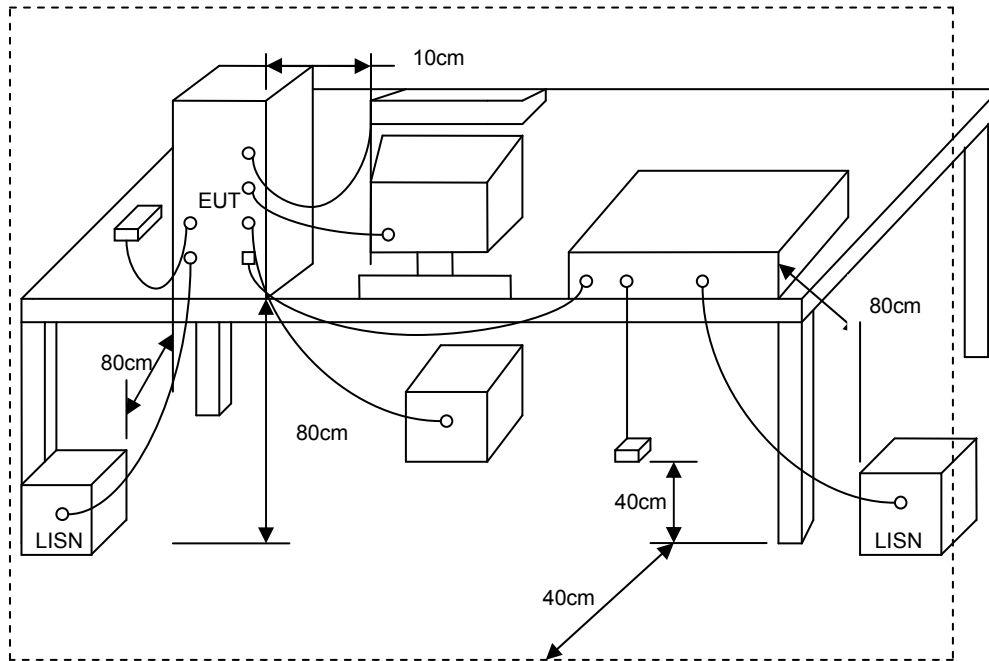
Frequency (MHz)	Quasi Peak (dB μ V)	Average (dB μ V)
0.15 – 0.5	66-56*	56-46*
0.5 – 5.0	56	46
5.0 – 30.0	60	50

3.2. Test Procedures

- The EUT was placed 0.4 meter from the conducting wall of the shielding room was kept at least 80 centimeters from any other grounded conducting surface.
- Connect EUT to the power mains through a line impedance stabilization network (LISN).
- All the support units are connecting to the other LISN.
- The LISN provides 50 ohm coupling impedance for the measuring instrument.
- The FCC states that a 50 ohm, 50 micro-Henry LISN should be used.
- Both sides of AC line were checked for maximum conducted interference.
- The frequency range from 150 kHz to 30 MHz was searched.
- Set the test-receiver system to Peak Detect Function and Specified Bandwidth with Maximum Hold Mode.



3.3. Typical test Setup



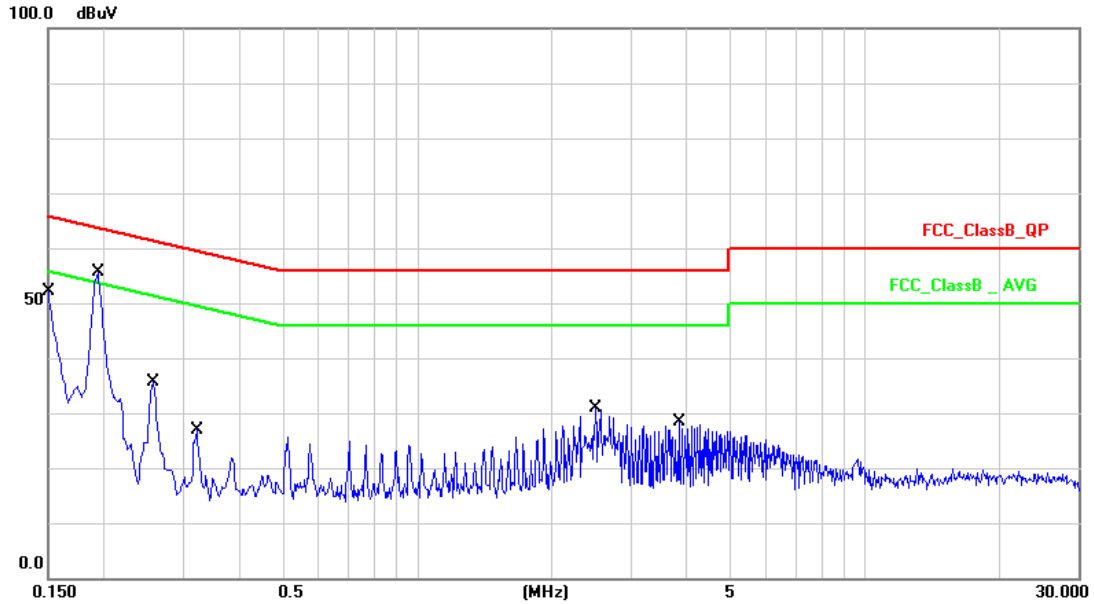
3.4. Measurement Equipment

Instrument/Ancillary	Manufacturer	Model No.	Serial No.	Calibration Date	Valid Date.
Test Receiver	R&S	ESCI	100565	2018.07.18	2019.07.17
AMN	R&S	ESH2-Z5	100182	2018.08.25	2019.08.24
ISN	FCC	FCC-TLISN-T2-02	20379	2019.03.11	2020.03.10
ISN	FCC	FCC-TLISN-T4-02	20380	2018.06.14	2019.06.13
ISN	SCHWARZBECK	T8 CAT6	173	2018.07.18	2019.07.17
ISN	TESEQ	ISN ST08	30175	2018.08.25	2019.08.24
ISN	TESEQ	ISN S751	31531	2018.08.25	2019.08.24
LISN	FCC	FCC-LISN-50-200-2-02	112087	2018.08.25	2019.08.24
LISN	SCHWARZBECK	NSLK 8127	8127-920	2018.08.25	2019.08.24
LISN	R&S	ENV216	100325	2018.08.25	2019.08.24
Current Probe	R&S	EZ-17	100303	2019.03.17	2020.03.16
Passive Voltage Probe	R&S	ESH2-Z3	100026	2019.03.17	2020.03.16
Pulse Limiter	R&S	ESH3-Z2	100529	2019.03.11	2020.03.10
Temperature/ Humidity Meter	Zhicheng	ZC1-11	CEP-TH-004	2019.03.17	2020.03.16
EZ-EMC	Fala	Ver CT3A1	N/A	N/A	N/A



3.5. Test Result and Data

Test Mode :	Mode 9 : Full system work signal from PC +HDMI 1-A for AS-42HA		
AC Power :	AC 120V/60Hz	Phase :	LINE
Temperature :	25°C	Humidity :	52%
Pressure(mbar) :	1002	Date:	2019/04/10

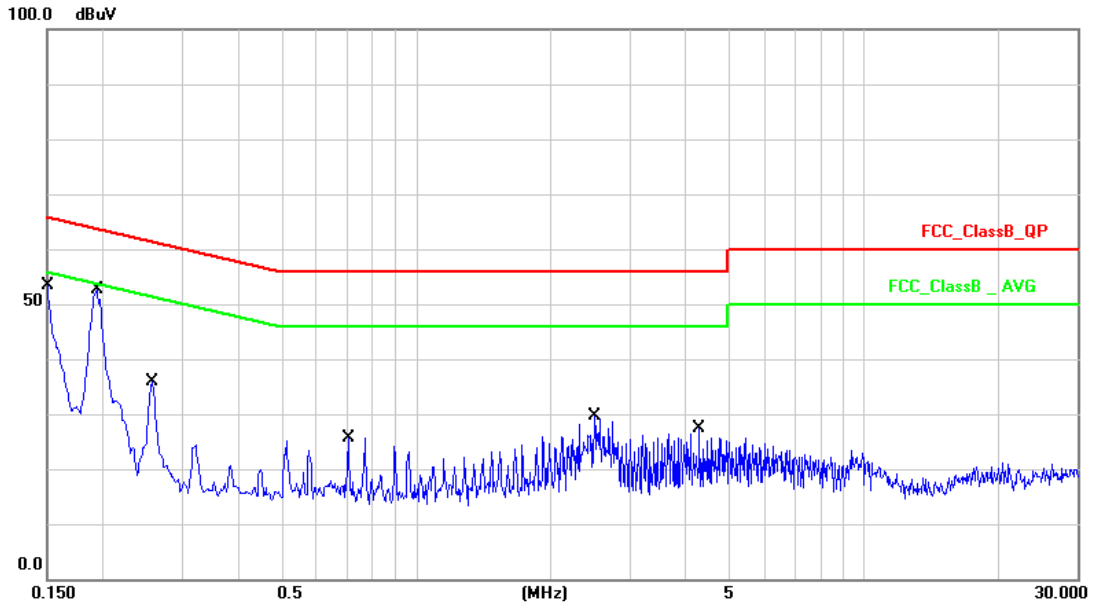


No.	Frequency (MHz)	Factor (dB)	Reading (dBuV)	Level (dBuV)	Limit (dBuV)	Margin (dB)	Detector
1	0.1500	10.15	34.64	44.79	65.99	-21.20	1
2	0.1500	10.15	14.82	24.97	55.99	-31.02	2
3	0.1940	10.13	44.17	54.30	63.86	-9.56	3
4	0.1940	10.13	39.26	49.39	53.86	-4.47	4
5	0.2580	10.14	24.05	34.19	61.49	-27.30	5
6	0.2580	10.14	20.06	30.20	51.49	-21.29	6
7	0.3220	10.14	14.14	24.28	59.65	-35.37	7
8	0.3220	10.14	10.67	20.81	49.65	-28.84	8
9	2.5020	10.20	18.53	28.73	56.00	-27.27	9
10	2.5020	10.20	13.68	23.88	46.00	-22.12	10
11	3.8500	10.23	13.68	23.91	56.00	-32.09	11
12	3.8500	10.23	12.32	22.55	46.00	-23.45	12

Note: Measurement Level = Reading Level + Correct Factor



Test Mode :	Mode 9: Full system work signal from PC +HDMI 1-A for AS-42HA		
AC Power :	AC 120V/60Hz	Phase :	NEUTRAL
Temperature :	25°C	Humidity :	52%
Pressure(mbar) :	1002	Date:	2019/04/10

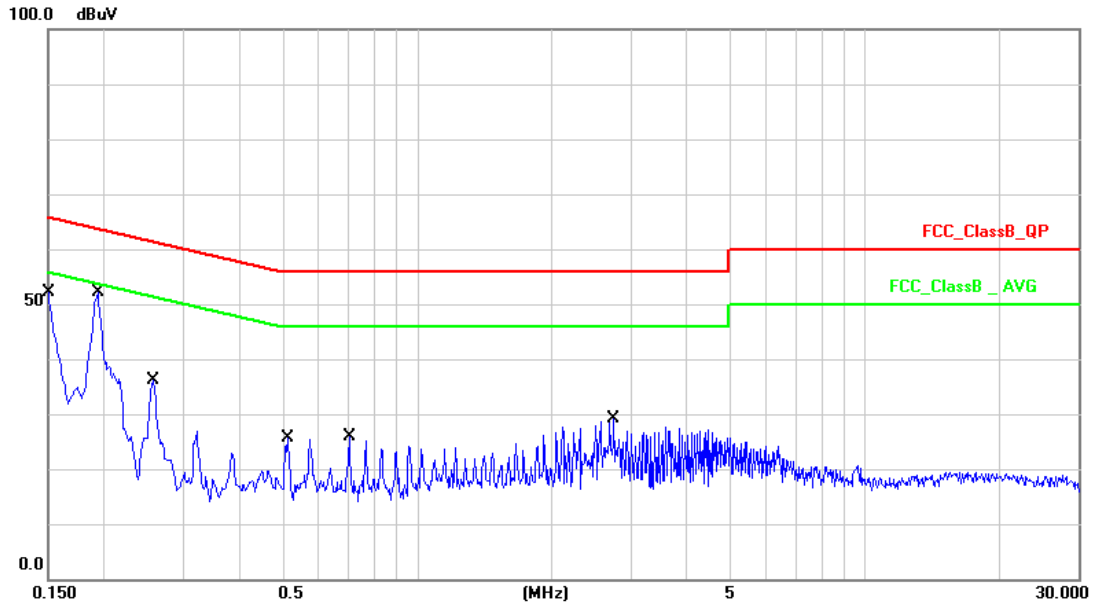


No.	Frequency (MHz)	Factor (dB)	Reading (dBuV)	Level (dBuV)	Limit (dBuV)	Margin (dB)	Detector
1	0.1500	10.15	35.48	45.63	65.99	-20.36	QP
2	0.1500	10.15	15.11	25.26	55.99	-30.73	AVG
3	0.1940	10.14	44.22	54.36	63.86	-9.50	QP
4	0.1940	10.14	39.95	50.09	53.86	-3.77	AVG
5	0.2580	10.14	24.14	34.28	61.49	-27.21	QP
6	0.2580	10.14	19.92	30.06	51.49	-21.43	AVG
7	0.7060	10.16	12.73	22.89	56.00	-33.11	QP
8	0.7060	10.16	11.92	22.08	46.00	-23.92	AVG
9	2.5020	10.21	17.39	27.60	56.00	-28.40	QP
10	2.5020	10.21	12.19	22.40	46.00	-23.60	AVG
11	4.3020	10.26	13.87	24.13	56.00	-31.87	QP
12	4.3020	10.26	12.35	22.61	46.00	-23.39	AVG

Note: Measurement Level = Reading Level + Correct Factor



Test Mode :	Mode 10 : Full system work signal from PC +HDMI 1-B for AS-42HA		
AC Power :	AC 120V/60Hz	Phase :	LINE
Temperature :	25°C	Humidity :	52%
Pressure(mbar) :	1002	Date:	2019/04/10

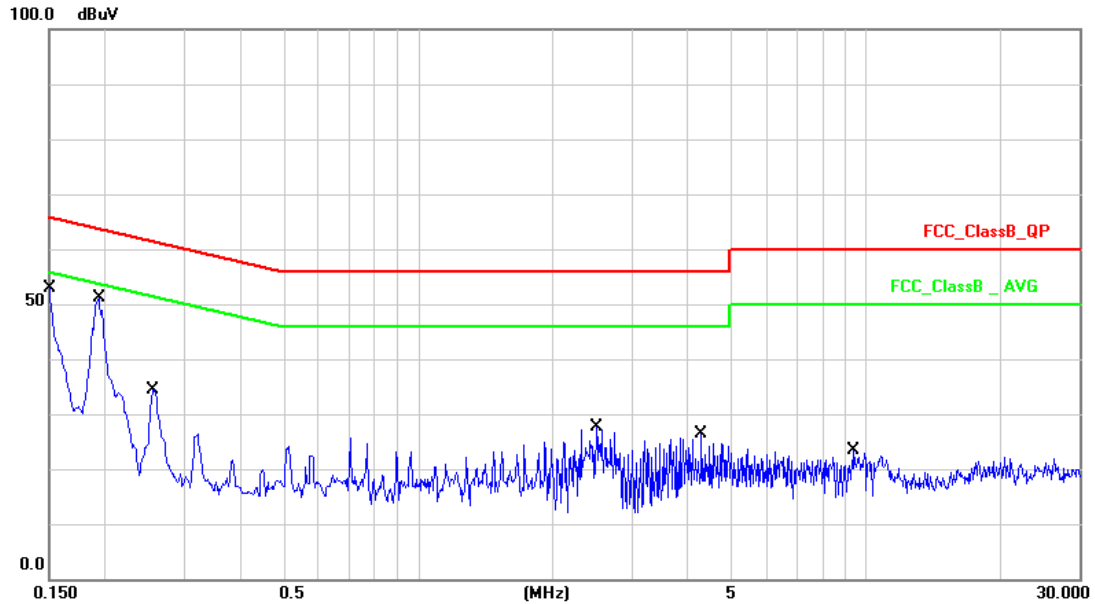


No.	Frequency (MHz)	Factor (dB)	Reading (dBuV)	Level (dBuV)	Limit (dBuV)	Margin (dB)	Detector
1	0.1500	10.15	35.76	45.91	65.99	-20.08	QP
2	0.1500	10.15	14.93	25.08	55.99	-30.91	AVG
3	0.1940	10.13	44.25	54.38	63.86	-9.48	QP
4	0.1940	10.13	39.96	50.09	53.86	-3.77	AVG
5	0.2580	10.14	24.21	34.35	61.49	-27.14	QP
6	0.2580	10.14	19.94	30.08	51.49	-21.41	AVG
7	0.5140	10.16	12.74	22.90	56.00	-33.10	QP
8	0.5140	10.16	11.95	22.11	46.00	-23.89	AVG
9	0.7058	10.15	12.68	22.83	56.00	-33.17	QP
10	0.7058	10.15	11.83	21.98	46.00	-24.02	AVG
11	2.7580	10.20	13.74	23.94	56.00	-32.06	QP
12	2.7580	10.20	8.77	18.97	46.00	-27.03	AVG

Note: Measurement Level = Reading Level + Correct Factor



Test Mode :	Mode 10: Full system work signal from PC +HDMI 1-B for AS-42HA		
AC Power :	AC 120V/60Hz	Phase :	NEUTRAL
Temperature :	25°C	Humidity :	52%
Pressure(mbar) :	1002	Date:	2019/04/10

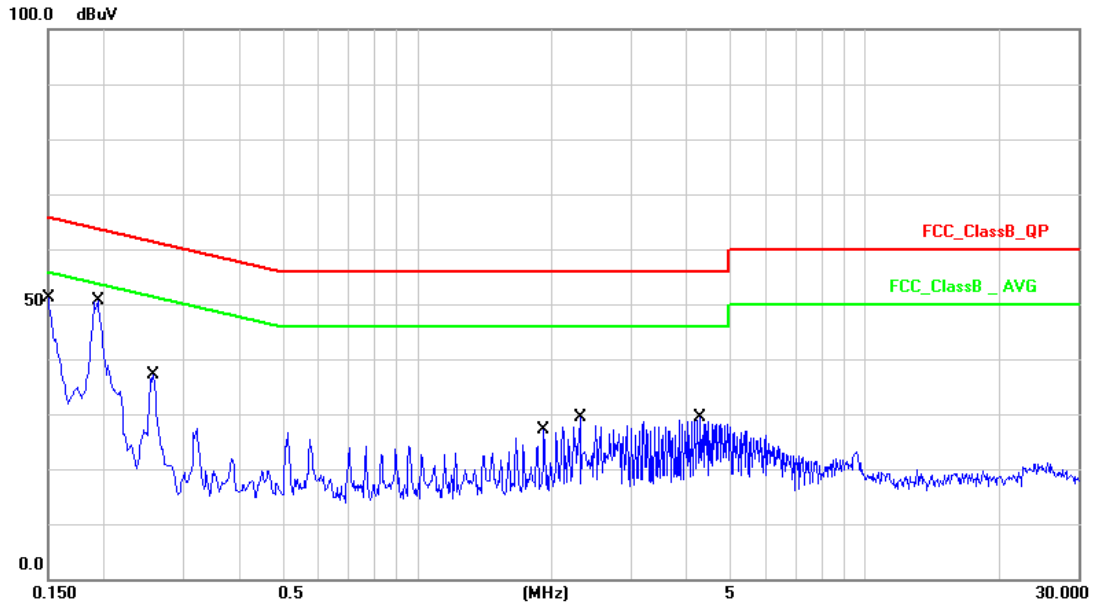


No.	Frequency (MHz)	Factor (dB)	Reading (dBuV)	Level (dBuV)	Limit (dBuV)	Margin (dB)	Detector
1	0.1499	10.15	-3.68	6.47	66.00	-59.53	QP
2	0.1499	10.15	-6.88	3.27	56.00	-52.73	AVG
3	0.1940	10.14	44.19	54.33	63.86	-9.53	QP
4	0.1940	10.14	39.93	50.07	53.86	-3.79	AVG
5	0.2560	10.14	24.17	34.31	61.56	-27.25	QP
6	0.2560	10.14	19.92	30.06	51.56	-21.50	AVG
7	2.5019	10.21	16.55	26.76	56.00	-29.24	QP
8	2.5019	10.21	11.27	21.48	46.00	-24.52	AVG
9	4.3018	10.26	13.10	23.36	56.00	-32.64	QP
10	4.3018	10.26	11.18	21.44	46.00	-24.56	AVG
11	9.4419	10.29	7.80	18.09	60.00	-41.91	QP
12	9.4419	10.29	4.50	14.79	50.00	-35.21	AVG

Note: Measurement Level = Reading Level + Correct Factor



Test Mode :	Mode 11 : Full system work signal from PC +HDMI 2-A for AS-42HA		
AC Power :	AC 120V/60Hz	Phase :	LINE
Temperature :	25°C	Humidity :	52%
Pressure(mbar) :	1002	Date:	2019/04/10

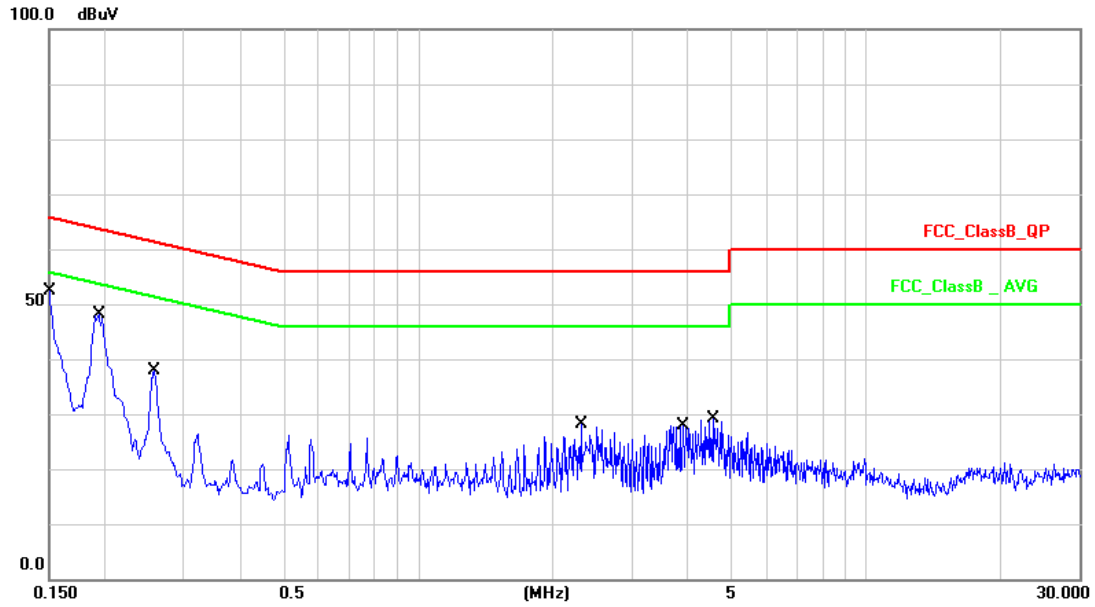


No.	Frequency (MHz)	Factor (dB)	Reading (dBuV)	Level (dBuV)	Limit (dBuV)	Margin (dB)	Detector
1	0.1500	10.15	35.88	46.03	65.99	-19.96	QP
2	0.1500	10.15	15.16	25.31	55.99	-30.68	AVG
3	0.1940	10.13	44.23	54.36	63.86	-9.50	QP
4	0.1940	10.13	39.99	50.12	53.86	-3.74	AVG
5	0.2580	10.14	24.20	34.34	61.49	-27.15	QP
6	0.2580	10.14	19.92	30.06	51.49	-21.43	AVG
7	1.9257	10.18	12.87	23.05	56.00	-32.95	QP
8	1.9257	10.18	12.35	22.53	46.00	-23.47	AVG
9	2.3100	10.20	13.02	23.22	56.00	-32.78	QP
10	2.3100	10.20	11.38	21.58	46.00	-24.42	AVG
11	4.3018	10.24	12.83	23.07	56.00	-32.93	QP
12	4.3018	10.24	10.99	21.23	46.00	-24.77	AVG

Note: Measurement Level = Reading Level + Correct Factor



Test Mode :	Mode 11: Full system work signal from PC +HDMI 2-A for AS-42HA		
AC Power :	AC 120V/60Hz	Phase :	NEUTRAL
Temperature :	25°C	Humidity :	52%
Pressure(mbar) :	1002	Date:	2019/04/10

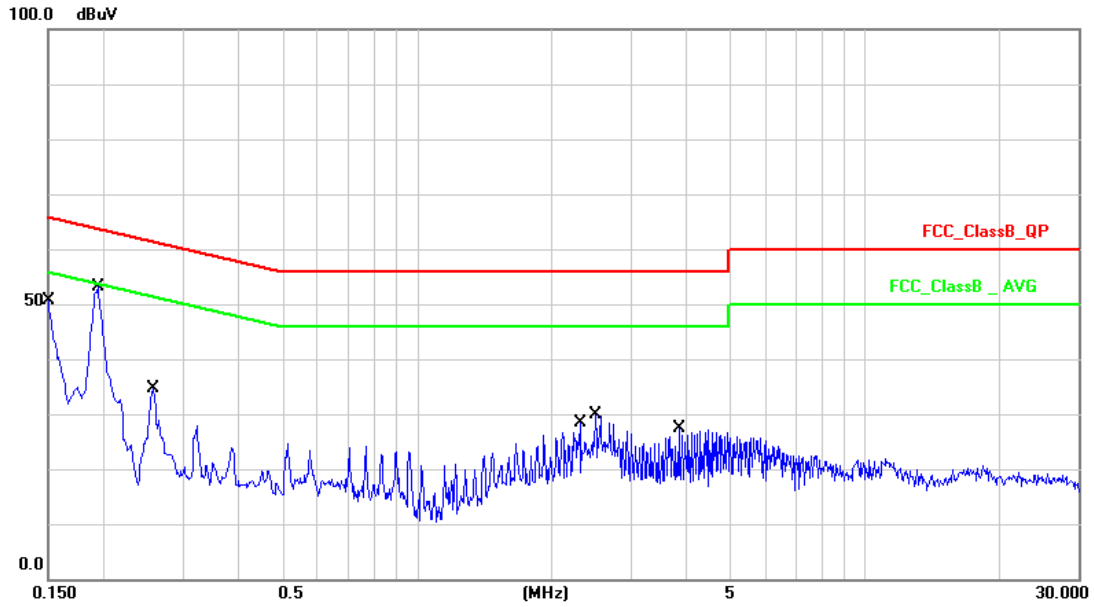


No.	Frequency (MHz)	Factor (dB)	Reading (dBuV)	Level (dBuV)	Limit (dBuV)	Margin (dB)	Detector
1	0.1499	10.15	-5.02	5.13	66.00	-60.87	QP
2	0.1499	10.15	-8.41	1.74	56.00	-54.26	AVG
3	0.1940	10.14	44.18	54.32	63.86	-9.54	QP
4	0.1940	10.14	39.91	50.05	53.86	-3.81	AVG
5	0.2580	10.14	24.03	34.17	61.49	-27.32	QP
6	0.2580	10.14	19.75	29.89	51.49	-21.60	AVG
7	2.3140	10.21	15.69	25.90	56.00	-30.10	QP
8	2.3140	10.21	13.30	23.51	46.00	-22.49	AVG
9	3.9180	10.25	13.31	23.56	56.00	-32.44	QP
10	3.9180	10.25	12.28	22.53	46.00	-23.47	AVG
11	4.5579	10.26	10.58	20.84	56.00	-35.16	QP
12	4.5579	10.26	8.30	18.56	46.00	-27.44	AVG

Note: Measurement Level = Reading Level + Correct Factor



Test Mode :	Mode 12 : Full system work signal from PC +HDMI 2-B for AS-42HA		
AC Power :	AC 120V/60Hz	Phase :	LINE
Temperature :	25°C	Humidity :	52%
Pressure(mbar) :	1002	Date:	2019/04/10

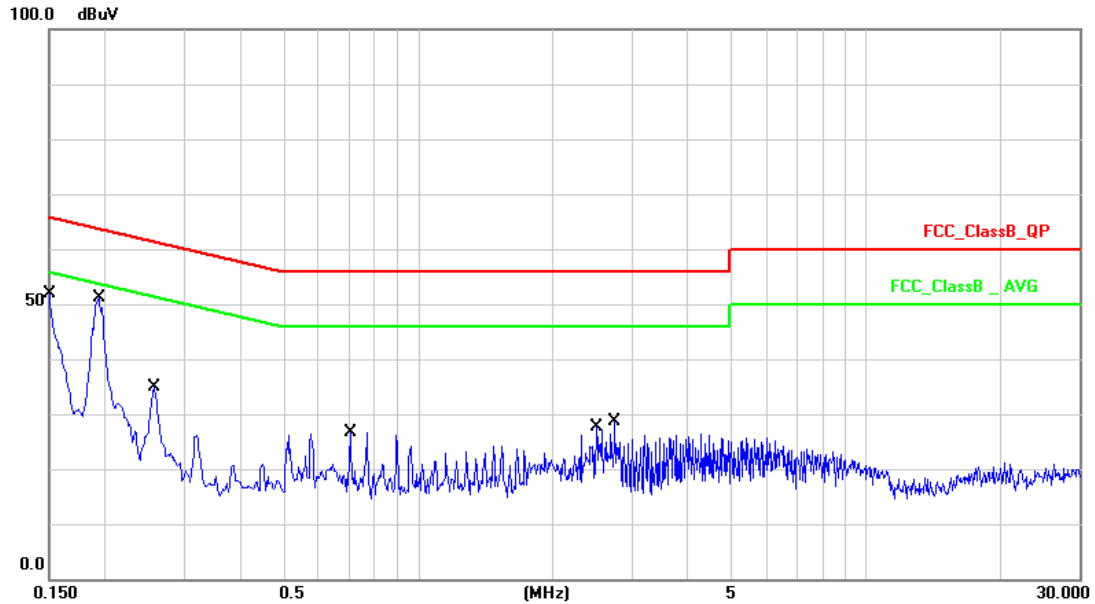


No.	Frequency (MHz)	Factor (dB)	Reading (dBuV)	Level (dBuV)	Limit (dBuV)	Margin (dB)	Detector
1	0.1499	10.15	-4.47	5.68	66.00	-60.32	QP
2	0.1499	10.15	-7.73	2.42	56.00	-53.58	AVG
3	0.1940	10.13	44.41	54.54	63.86	-9.32	QP
4	0.1940	10.13	40.24	50.37	53.86	-3.49	AVG
5	0.2580	10.14	24.09	34.23	61.49	-27.26	QP
6	0.2580	10.14	19.83	29.97	51.49	-21.52	AVG
7	2.3100	10.20	12.65	22.85	56.00	-33.15	QP
8	2.3100	10.20	11.03	21.23	46.00	-24.77	AVG
9	2.5019	10.20	15.94	26.14	56.00	-29.86	QP
10	2.5019	10.20	10.43	20.63	46.00	-25.37	AVG
11	3.8500	10.23	9.89	20.12	56.00	-35.88	QP
12	3.8500	10.23	6.10	16.33	46.00	-29.67	AVG

Note: Measurement Level = Reading Level + Correct Factor



Test Mode :	Mode 12: Full system work signal from PC +HDMI 2-B for AS-42HA		
AC Power :	AC 120V/60Hz	Phase :	NEUTRAL
Temperature :	25°C	Humidity :	52%
Pressure(mbar) :	1002	Date:	2019/04/10

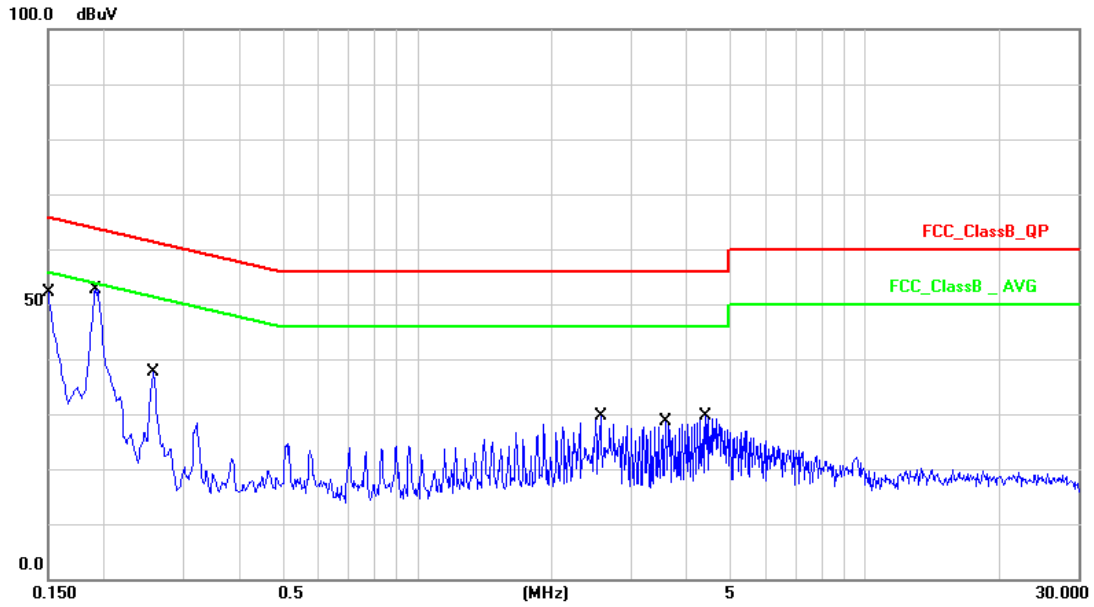


No.	Frequency (MHz)	Factor (dB)	Reading (dBuV)	Level (dBuV)	Limit (dBuV)	Margin (dB)	Detector
1	0.1499	10.15	-4.64	5.51	66.00	-60.49	QP
2	0.1499	10.15	-8.11	2.04	56.00	-53.96	AVG
3	0.1940	10.14	44.16	54.30	63.86	-9.56	QP
4	0.1940	10.14	39.88	50.02	53.86	-3.84	AVG
5	0.2580	10.14	24.08	34.22	61.49	-27.27	QP
6	0.2580	10.14	19.81	29.95	51.49	-21.54	AVG
7	0.7056	10.16	12.26	22.42	56.00	-33.58	QP
8	0.7056	10.16	11.40	21.56	46.00	-24.44	AVG
9	2.5019	10.21	16.21	26.42	56.00	-29.58	QP
10	2.5019	10.21	10.33	20.54	46.00	-25.46	AVG
11	2.7620	10.22	16.83	27.05	56.00	-28.95	QP
12	2.7620	10.22	12.78	23.00	46.00	-23.00	AVG

Note: Measurement Level = Reading Level + Correct Factor



Test Mode :	Mode 13 : Full system work signal from PC +HDMI 3-A for AS-42HA		
AC Power :	AC 120V/60Hz	Phase :	LINE
Temperature :	25°C	Humidity :	52%
Pressure(mbar) :	1002	Date:	2019/04/10

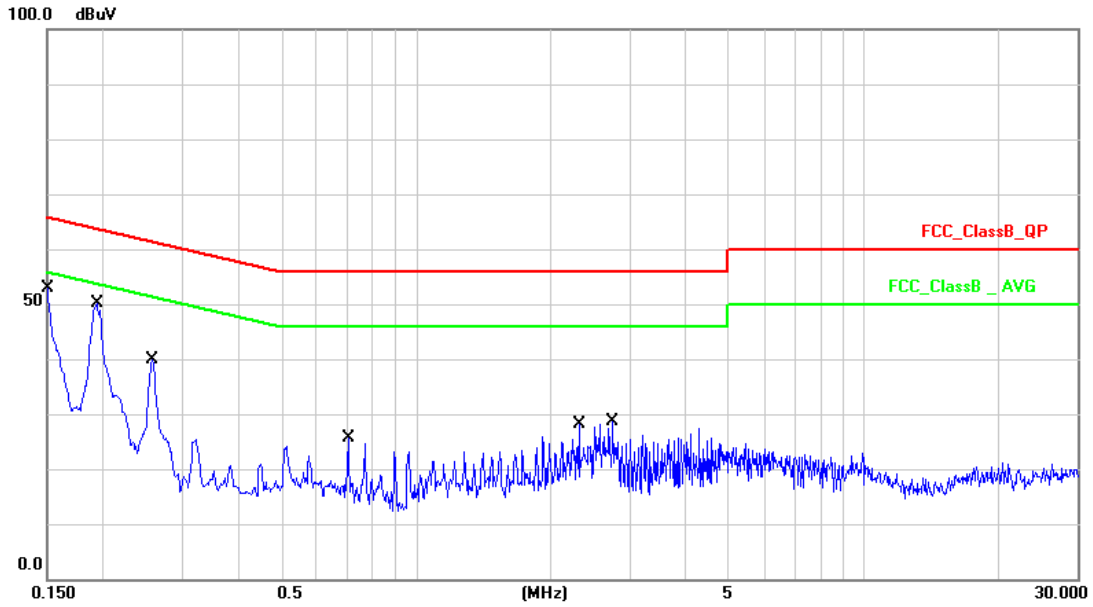


No.	Frequency (MHz)	Factor (dB)	Reading (dBuV)	Level (dBuV)	Limit (dBuV)	Margin (dB)	Detector
1	0.1500	10.15	32.97	43.12	65.99	-22.87	QP
2	0.1500	10.15	14.46	24.61	55.99	-31.38	AVG
3	0.1912	10.13	44.52	54.65	63.98	-9.33	QP
4	0.1912	10.13	40.21	50.34	53.98	-3.64	AVG
5	0.2580	10.14	24.08	34.22	61.49	-27.27	QP
6	0.2580	10.14	20.11	30.25	51.49	-21.24	AVG
7	2.5698	10.20	16.74	26.94	56.00	-29.06	QP
8	2.5698	10.20	14.54	24.74	46.00	-21.26	AVG
9	3.5939	10.23	10.02	20.25	56.00	-35.75	QP
10	3.5939	10.23	7.27	17.50	46.00	-28.50	AVG
11	4.4298	10.24	9.29	19.53	56.00	-36.47	QP
12	4.4298	10.24	5.90	16.14	46.00	-29.86	AVG

Note: Measurement Level = Reading Level + Correct Factor



Test Mode :	Mode 13: Full system work signal from PC +HDMI 3-A for AS-42HA		
AC Power :	AC 120V/60Hz	Phase :	NEUTRAL
Temperature :	25°C	Humidity :	52%
Pressure(mbar) :	1002	Date:	2019/04/10

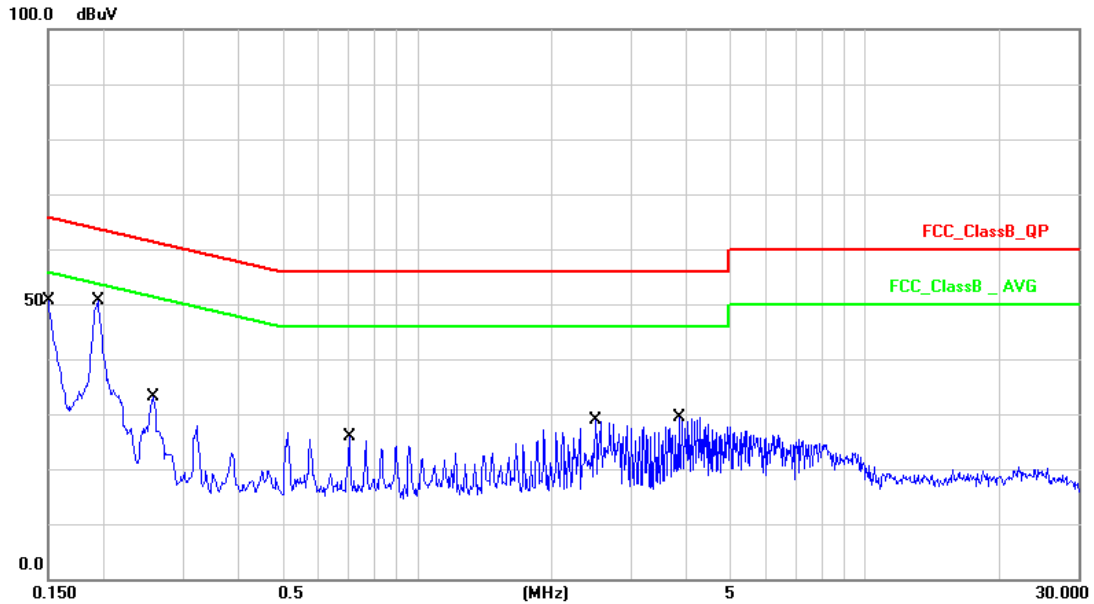


No.	Frequency (MHz)	Factor (dB)	Reading (dBuV)	Level (dBuV)	Limit (dBuV)	Margin (dB)	Detector
1	0.1499	10.15	-5.07	5.08	66.00	-60.92	QP
2	0.1499	10.15	-8.00	2.15	56.00	-53.85	AVG
3	0.1940	10.14	44.04	54.18	63.86	-9.68	QP
4	0.1940	10.14	39.74	49.88	53.86	-3.98	AVG
5	0.2580	10.14	24.02	34.16	61.49	-27.33	QP
6	0.2580	10.14	19.95	30.09	51.49	-21.40	AVG
7	0.7056	10.16	11.63	21.79	56.00	-34.21	QP
8	0.7056	10.16	10.80	20.96	46.00	-25.04	AVG
9	2.3140	10.21	17.35	27.56	56.00	-28.44	QP
10	2.3140	10.21	15.12	25.33	46.00	-20.67	AVG
11	2.7620	10.22	17.91	28.13	56.00	-27.87	QP
12	2.7620	10.22	14.60	24.82	46.00	-21.18	AVG

Note: Measurement Level = Reading Level + Correct Factor



Test Mode :	Mode 14 : Full system work signal from PC +HDMI 3-B for AS-42HA		
AC Power :	AC 120V/60Hz	Phase :	LINE
Temperature :	25°C	Humidity :	52%
Pressure(mbar) :	1002	Date:	2019/04/10

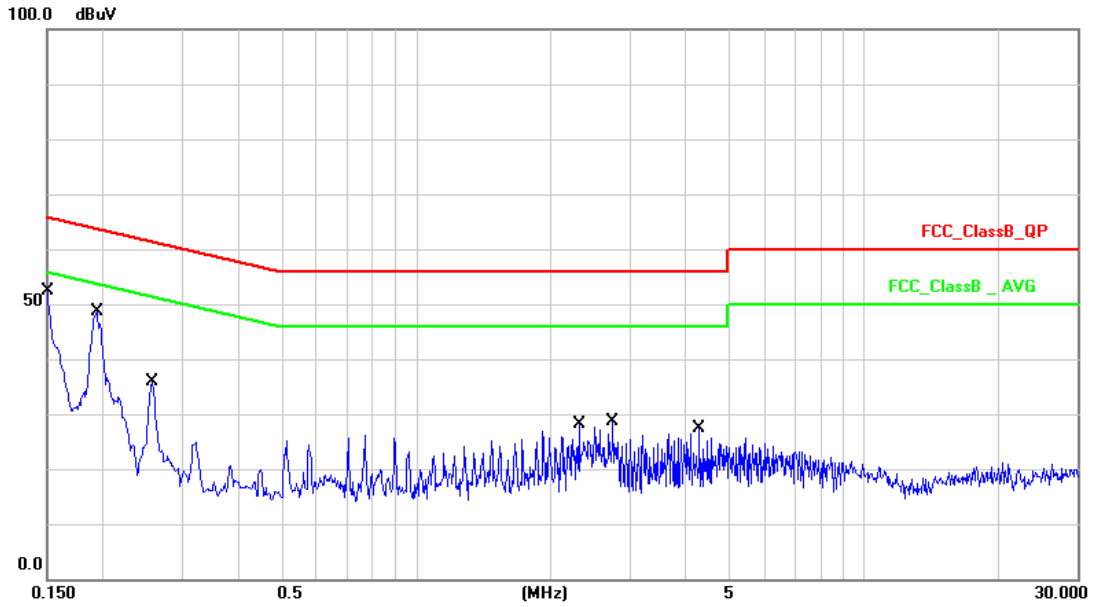


No.	Frequency (MHz)	Factor (dB)	Reading (dBuV)	Level (dBuV)	Limit (dBuV)	Margin (dB)	Detector
1	0.1500	10.15	36.04	46.19	65.99	-19.80	QP
2	0.1500	10.15	14.96	25.11	55.99	-30.88	AVG
3	0.1940	10.13	44.41	54.54	63.86	-9.32	QP
4	0.1940	10.13	40.31	50.44	53.86	-3.42	AVG
5	0.2580	10.14	24.28	34.42	61.49	-27.07	QP
6	0.2580	10.14	20.40	30.54	51.49	-20.95	AVG
7	0.7056	10.15	11.74	21.89	56.00	-34.11	QP
8	0.7056	10.15	10.88	21.03	46.00	-24.97	AVG
9	2.5019	10.20	16.69	26.89	56.00	-29.11	QP
10	2.5019	10.20	11.15	21.35	46.00	-24.65	AVG
11	3.8500	10.23	9.71	19.94	56.00	-36.06	QP
12	3.8500	10.23	6.17	16.40	46.00	-29.60	AVG

Note: Measurement Level = Reading Level + Correct Factor



Test Mode :	Mode 14: Full system work signal from PC +HDMI 3-B for AS-42HA		
AC Power :	AC 120V/60Hz	Phase :	NEUTRAL
Temperature :	25°C	Humidity :	52%
Pressure(mbar) :	1002	Date:	2019/04/10

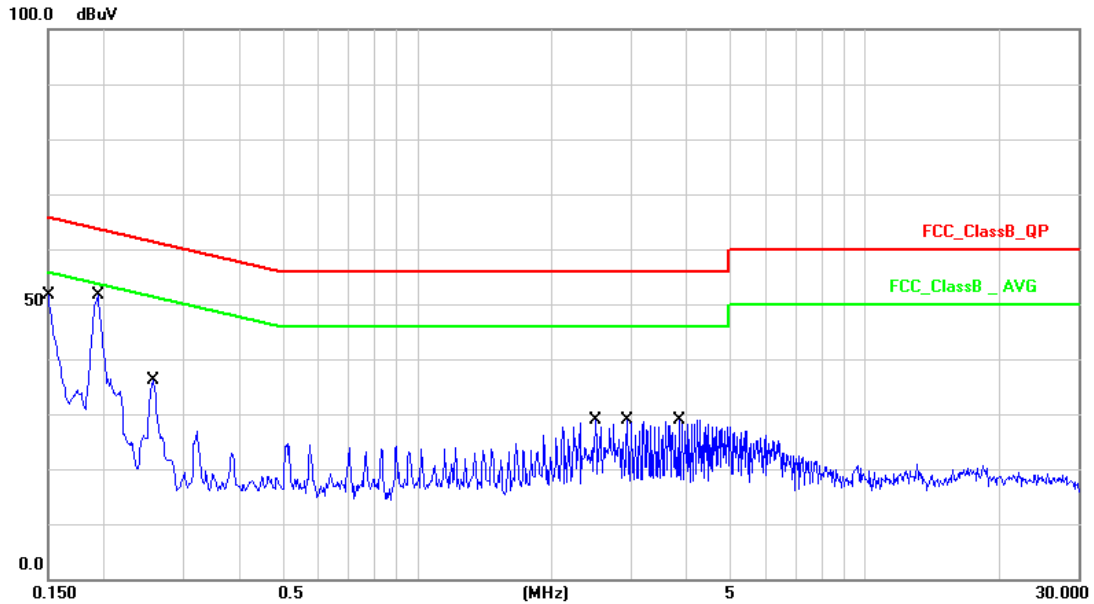


No.	Frequency (MHz)	Factor (dB)	Reading (dBuV)	Level (dBuV)	Limit (dBuV)	Margin (dB)	Detector
1	0.1500	10.15	34.96	45.11	65.99	-20.88	QP
2	0.1500	10.15	14.69	24.84	55.99	-31.15	AVG
3	0.1940	10.14	44.13	54.27	63.86	-9.59	QP
4	0.1940	10.14	39.82	49.96	53.86	-3.90	AVG
5	0.2580	10.14	24.08	34.22	61.49	-27.27	QP
6	0.2580	10.14	20.01	30.15	51.49	-21.34	AVG
7	2.3140	10.21	17.44	27.65	56.00	-28.35	QP
8	2.3140	10.21	15.30	25.51	46.00	-20.49	AVG
9	2.7620	10.22	17.84	28.06	56.00	-27.94	QP
10	2.7620	10.22	14.18	24.40	46.00	-21.60	AVG
11	4.3018	10.26	12.30	22.56	56.00	-33.44	QP
12	4.3018	10.26	9.85	20.11	46.00	-25.89	AVG

Note: Measurement Level = Reading Level + Correct Factor



Test Mode :	Mode 15 : Full system work signal from PC +HDMI 4-A for AS-42HA		
AC Power :	AC 120V/60Hz	Phase :	LINE
Temperature :	25°C	Humidity :	52%
Pressure(mbar) :	1002	Date:	2019/04/10

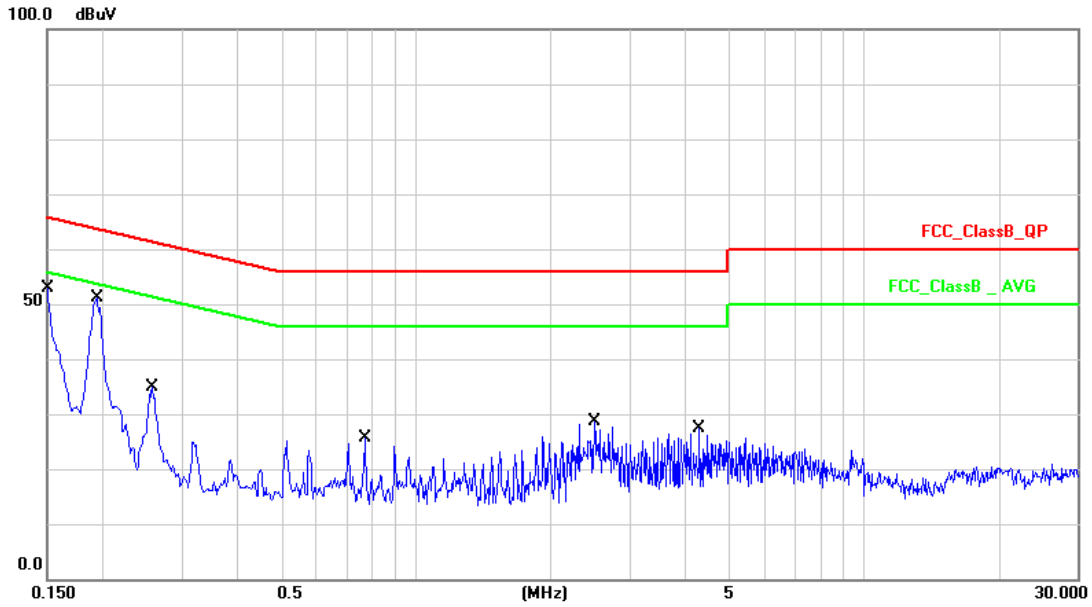


No.	Frequency (MHz)	Factor (dB)	Reading (dBuV)	Level (dBuV)	Limit (dBuV)	Margin (dB)	Detector
1	0.1499	10.15	-6.44	3.71	66.00	-62.29	QP
2	0.1499	10.15	-9.54	0.61	56.00	-55.39	AVG
3	0.1940	10.13	44.55	54.68	63.86	-9.18	QP
4	0.1940	10.13	40.35	50.48	53.86	-3.38	AVG
5	0.2580	10.14	24.16	34.30	61.49	-27.19	QP
6	0.2580	10.14	20.51	30.65	51.49	-20.84	AVG
7	2.5019	10.20	17.63	27.83	56.00	-28.17	QP
8	2.5019	10.20	12.63	22.83	46.00	-23.17	AVG
9	2.9500	10.21	11.09	21.30	56.00	-34.70	QP
10	2.9500	10.21	4.95	15.16	46.00	-30.84	AVG
11	3.8500	10.23	13.89	24.12	56.00	-31.88	QP
12	3.8500	10.23	10.02	20.25	46.00	-25.75	AVG

Note: Measurement Level = Reading Level + Correct Factor



Test Mode :	Mode 15: Full system work signal from PC +HDMI 4-A for AS-42HA		
AC Power :	AC 120V/60Hz	Phase :	NEUTRAL
Temperature :	25°C	Humidity :	52%
Pressure(mbar) :	1002	Date:	2019/04/10

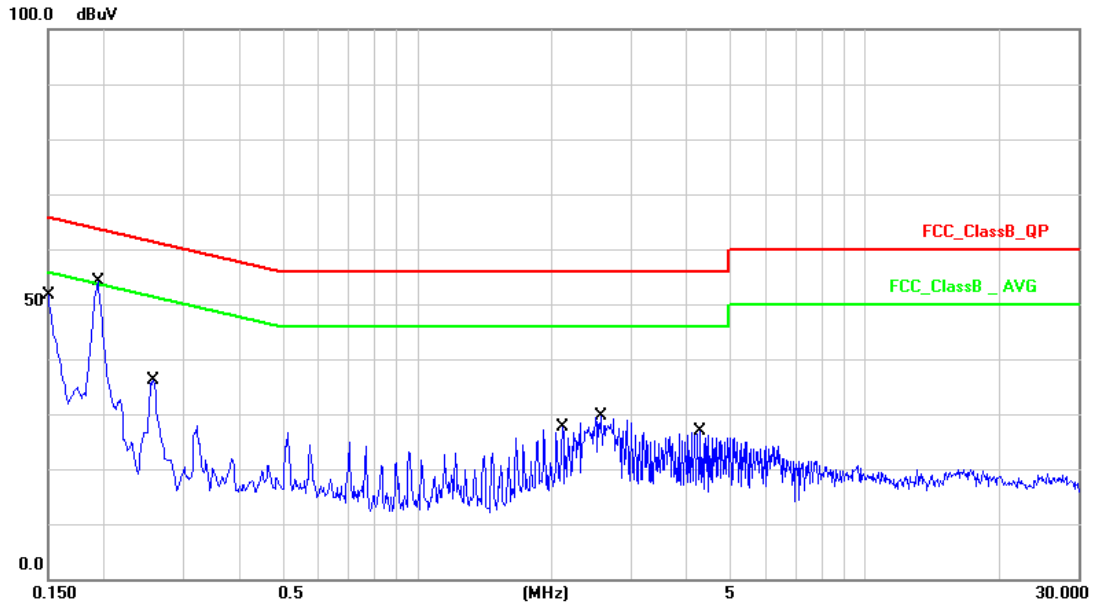


No.	Frequency (MHz)	Factor (dB)	Reading (dBuV)	Level (dBuV)	Limit (dBuV)	Margin (dB)	Detector
1	0.1499	10.15	-6.54	3.61	66.00	-62.39	QP
2	0.1499	10.15	-9.34	0.81	56.00	-55.19	AVG
3	0.1940	10.14	43.40	53.54	63.86	-10.32	QP
4	0.1940	10.14	39.11	49.25	53.86	-4.61	AVG
5	0.2580	10.14	23.43	33.57	61.49	-27.92	QP
6	0.2580	10.14	19.43	29.57	51.49	-21.92	AVG
7	0.7700	10.17	10.60	20.77	56.00	-35.23	QP
8	0.7700	10.17	8.88	19.05	46.00	-26.95	AVG
9	2.5019	10.21	15.60	25.81	56.00	-30.19	QP
10	2.5019	10.21	10.08	20.29	46.00	-25.71	AVG
11	4.3018	10.26	11.79	22.05	56.00	-33.95	QP
12	4.3018	10.26	8.95	19.21	46.00	-26.79	AVG

Note: Measurement Level = Reading Level + Correct Factor



Test Mode :	Mode 16 : Full system work signal from PC +HDMI 4-B for AS-42HA		
AC Power :	AC 120V/60Hz	Phase :	LINE
Temperature :	25°C	Humidity :	52%
Pressure(mbar) :	1002	Date:	2019/04/10

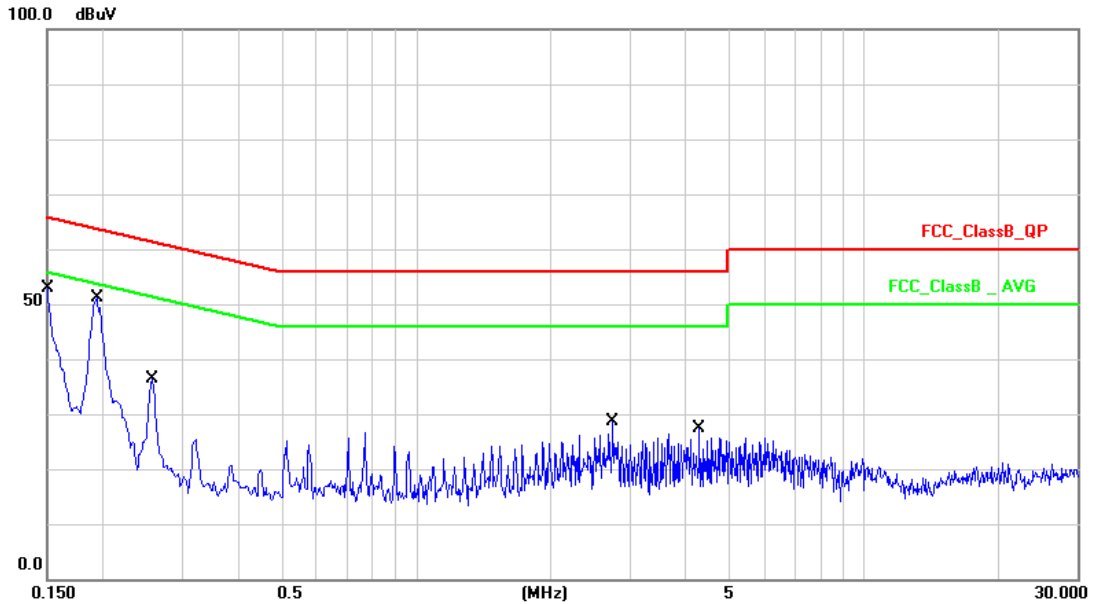


No.	Frequency (MHz)	Factor (dB)	Reading (dBuV)	Level (dBuV)	Limit (dBuV)	Margin (dB)	Detector
1	0.1499	10.15	-5.34	4.81	66.00	-61.19	QP
2	0.1499	10.15	-8.56	1.59	56.00	-54.41	AVG
3	0.1940	10.13	43.19	53.32	63.86	-10.54	QP
4	0.1940	10.13	38.92	49.05	53.86	-4.81	AVG
5	0.2580	10.14	23.26	33.40	61.49	-28.09	QP
6	0.2580	10.14	19.23	29.37	51.49	-22.12	AVG
7	2.1179	10.18	13.57	23.75	56.00	-32.25	QP
8	2.1179	10.18	12.42	22.60	46.00	-23.40	AVG
9	2.5698	10.20	16.03	26.23	56.00	-29.77	QP
10	2.5698	10.20	13.72	23.92	46.00	-22.08	AVG
11	4.3018	10.24	11.10	21.34	56.00	-34.66	QP
12	4.3018	10.24	8.65	18.89	46.00	-27.11	AVG

Note: Measurement Level = Reading Level + Correct Factor



Test Mode :	Mode 16: Full system work signal from PC +HDMI 4-B for AS-42HA		
AC Power :	AC 120V/60Hz	Phase :	NEUTRAL
Temperature :	25°C	Humidity :	52%
Pressure(mbar) :	1002	Date:	2019/04/10



No.	Frequency (MHz)	Factor (dB)	Reading (dBuV)	Level (dBuV)	Limit (dBuV)	Margin (dB)	Detector
1	0.1500	10.15	33.56	43.71	65.99	-22.28	QP
2	0.1500	10.15	13.93	24.08	55.99	-31.91	AVG
3	0.1940	10.14	43.50	53.64	63.86	-10.22	QP
4	0.1940	10.14	39.29	49.43	53.86	-4.43	AVG
5	0.2580	10.14	23.71	33.85	61.49	-27.64	QP
6	0.2580	10.14	20.05	30.19	51.49	-21.30	AVG
7	2.7620	10.22	17.33	27.55	56.00	-28.45	QP
8	2.7620	10.22	17.25	27.47	56.00	-28.53	QP
9	2.7620	10.22	13.97	24.19	46.00	-21.81	AVG
10	2.7620	10.22	13.91	24.13	46.00	-21.87	AVG
11	4.3018	10.26	11.54	21.80	56.00	-34.20	QP
12	4.3018	10.26	9.18	19.44	46.00	-26.56	AVG

Note: Measurement Level = Reading Level + Correct Factor

Test engineer: Vane Xta



4. Test of Radiated Emission

4.1. Test Limit

Below 1GHz (for digital device)

For unintentional device, according to CISPR PUB.22, for Class B digital devices, the general requirement of field strength of radiated emissions from intentional radiators at a distance of 10 meters shall not exceed the below table.

FREQUENCY (MHz)	dBuV/m (At 10m)	
	Class A	Class B
30 ~ 230	40	30
230 ~ 1000	47	37

Limit tables for non-digital device:

Class A Radiated Emission limit at 10m (for others)

Frequency (MHz)	Field Strength Limit (uV/m)Q.P.	Field Strength Limit (dBuV/m)Q.P.
30 - 88	90	39
88 - 216	150	43.5
216 – 960	210	46.4
Above 960	300	49.5

Class B Radiated Emission limit at 3m (for others)

Frequency (MHz)	Field Strength Limit (uV/m)Q.P.	Field Strength Limit (dBuV/m)Q.P.
30 - 88	100	40
88 - 216	150	43.5
216 – 960	200	46
Above 960	500	54

Above 1GHz(for all device)

Frequency (MHz)	Class A (dBuV/m) (At 10m)		Class B (dBuV/m) (At 3m)	
	Average	Peak	Average	Peak
Above 1000	49.5	69.5	54	74

NOTE: (1) The lower limit shall apply at the transition frequencies.

(2) Emission level (dBuV/m) = 20 log Emission level (uV/m).

(3) The measurement above 1GHz is at close-in distances 3m, and determine the limit L2 corresponding to the close-in distance d2 by applying the following relation: $L2 = L1 (d1/d2)^2$, where L1 is the specified limit in microvolts per metre (uV/m) at the distance d1 (10m), L2 is the new limit for distance d2 (3m).

So the new Class A limit above 1GHz at 3m is as following table:



Frequency (MHZ)	Class A (dBuV/m) (At 3m)	
	Average	Peak
Above 1000	60	80

According to FCC Part 15.33 (b), for an unintentional radiator, including a digital device, the spectrum shall be investigated from the lowest radio frequency signal generated or used in the device, without going below the lowest frequency for which a radiated emission limit is specified, up to the frequency shown in the following table:

Highest frequency generated or used in the device or on which the device operates or tunes (MHz)	Upper frequency of measurement range (MHz)
Below 1.75	30
1.75-108	1000
108-500	2000
500-1000	5000
Above 1000	5 th harmonic of the highest frequency or 40GHz, whichever is lower

4.2. Test Procedures

Procedure of Preliminary Test

- The EUT was set up as per the test configuration to simulate typical usage per the user’s manual. The EUT was placed on a Turn table top 0.8 meter above ground.
- Support equipment, if needed, was placed as per ANSI C63.4.
- All I/O cables were positioned to simulate typical usage as per ANSI C63.4.
- The EUT received AC 120VAC/60Hz power source from the outlet socket under the turntable. All support equipment power received from another socket under the turntable.
- The antenna was placed at 3 or 10 meter away from the EUT as stated in ANSI C63.4. The antenna connected to the Spectrum Analyzer via a cable and at times a pre-amplifier would be used.
- The Analyzer / Receiver quickly scanned from 30MHz to 40GHz. The EUT test program was started. Emissions were scanned and measured rotating the EUT to 360 degrees and positioning the antenna 1 to 4 meters above the ground plane, in both the vertical and the horizontal polarization, to maximize the emission reading level.
- Set the spectrum analyzer/ Receiver in the following setting as:
Below 1GHz:



RBW=120KHz / VBW=300KHz / Sweep=AUTO
Above 1GHz:
Peak: RBW=1MHz, VBW=3MHz / Sweep=AUTO
Average: RBW=1MHz / VBW=1.6Hz / Sweep=AUTO

- The worst configuration of EUT and cable of the above highest emission level were recorded for reference of the final test.

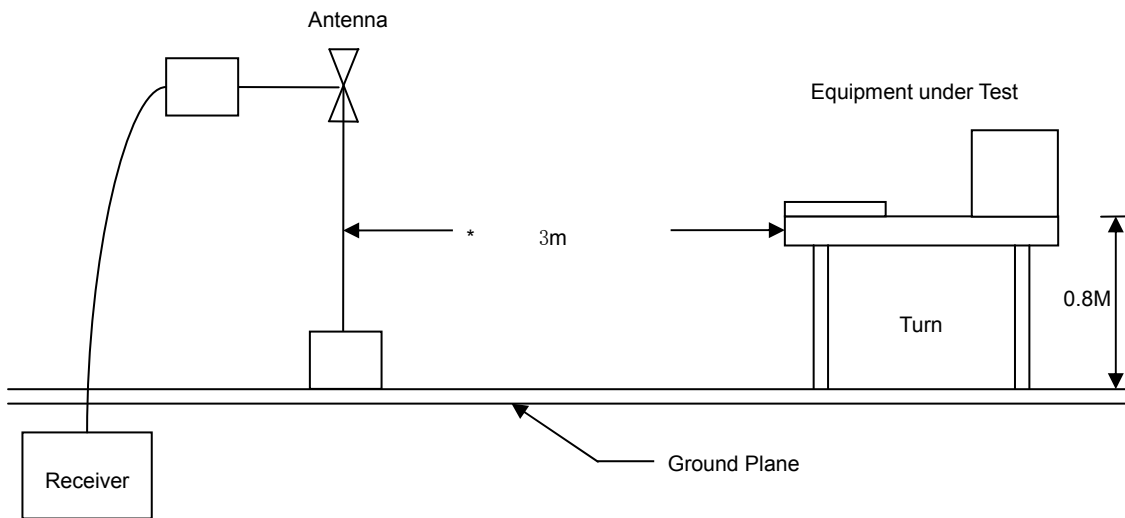
Procedure of Final Test

- EUT and support equipment were set up on the turntable as per the configuration with highest emission level in the preliminary test.
- The Analyzer / Receiver scanned from 30MHz to 40GHz. Emissions were scanned and measured rotating the EUT to 360 degrees, varying cable placement and positioning the antenna 1 or 1 to 4 meters above the ground plane, in both the vertical and the horizontal polarization, to maximize the emission reading level.
- Recording at least the six highest emissions. Emission frequency, amplitude, antenna position, polarization and turntable position were recorded into a computer in which correction factors were used to calculate the emission level and compare reading to the applicable limit. Below 1GHz the Q.P. reading and above 1GHz the Peak and Average reading are presented.
- The test data of the worst-case condition(s) was recorded.

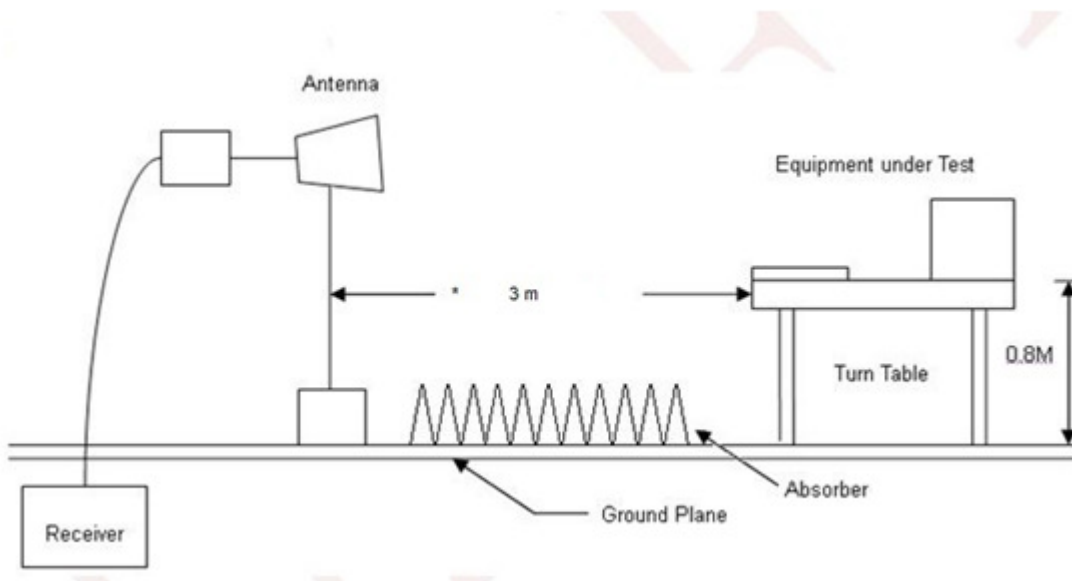


4.3. Typical test Setup

Below 1GHz Test Setup



Above 1GHz Test Setup





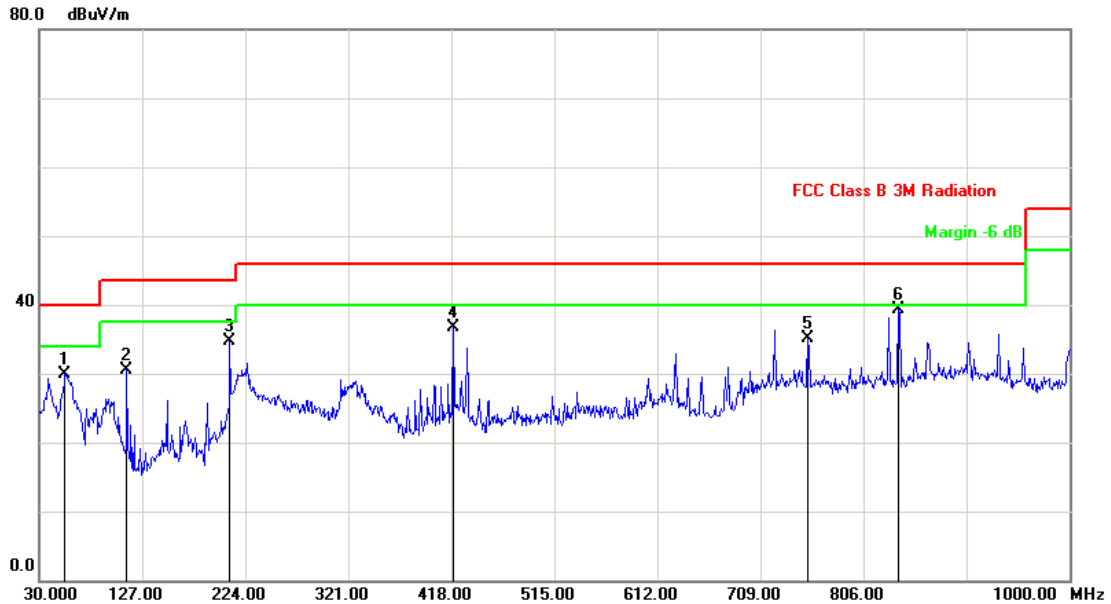
4.4. Measurement Equipment

Instrument/Ancillary	Manufacturer	Model No.	Serial No.	Calibration Date	Valid Date.
EMI Test Receiver	R&S	ESC17	100968	2018.08.25	2019.08.24
Preamplifier	EMCI	EMCI030-00-3230	SN016723	2019.03.11	2020.03.10
Preamplifier	Agilent	8449B	3008A02342	2019.03.11	2020.03.10
Bilog Antenna	Sunol Science	JB1	A072414-2	2018.07.20	2019.07.19
Broad-Band Horn Antenna	Schwarzbeck	BBHA9120D	9120D-618	2018.04.21	2019.04.20
Spectrum Analyzer	R&S	FSP40	100324	2018.08.23	2019.08.22
Temperature/ Humidity Meter	Zhicheng	ZC1-11	CEP-TH-001	2019.03.17	2020.03.16
EZ-EMC	Fala	Ver CT3A1	N/A	N/A	N/A



4.5. Test Result and Data (30MHz~1GHz)

Test Mode :	Mode 9: Full system work signal from PC +HDMI 1-A for AS-42HA		
AC Power :	AC 120V/60HZ	Ant. Polarization:	Horizontal
Temp :	25°C	Humidity :	52° C
Pressure(mbar) :	1002	Date:	2019/04/10

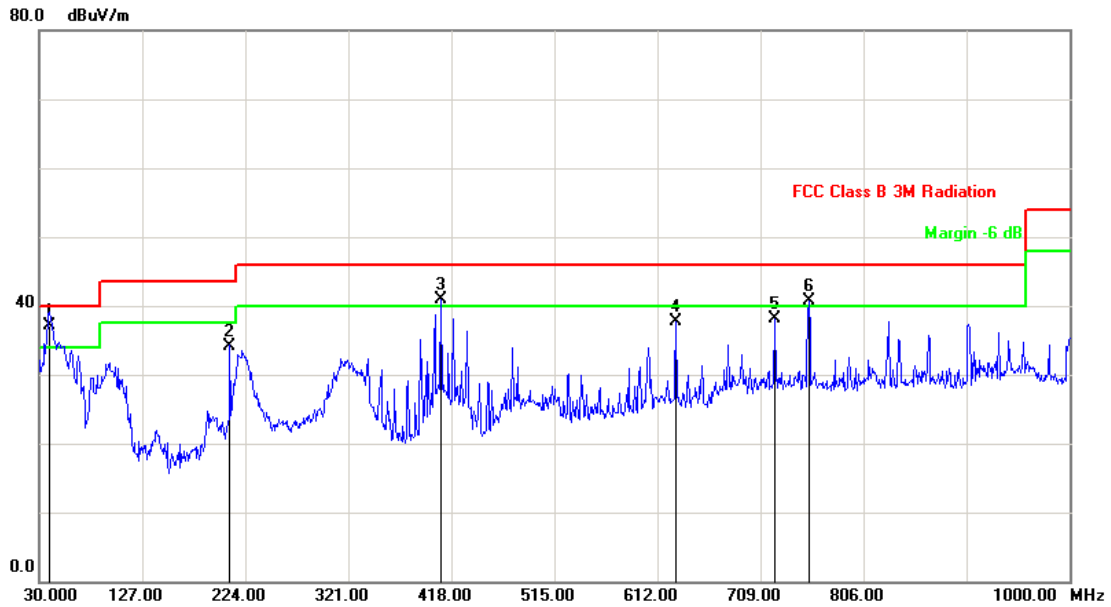


No.	Frequency (MHz)	Factor (dB/m)	Reading (dBuV)	Level (dBuV/m)	Limit (dBuV/m)	Margin (dB)	Det.	Height (cm)	Azimuth (deg)
1	54.2500	-11.69	41.54	29.85	40.00	-10.15	peak	100	18
2	112.4500	-12.81	43.35	30.54	43.50	-12.96	peak	100	5
3	209.4499	-12.32	46.97	34.65	43.50	-8.85	peak	100	225
4	419.9399	-3.29	40.07	36.78	46.00	-9.22	peak	100	61
5	753.6200	1.30	33.74	35.04	46.00	-10.96	peak	200	360
6	838.9800	1.43	37.95	39.38	46.00	-6.62	peak	200	187

Note: Measurement Level = Reading Level + Correct Factor



Test Mode :	Mode 9: Full system work signal from PC +HDMI 1-A for AS-42HA		
AC Power :	AC 120V/60HZ	Ant. Polarization:	Vertical
Temp :	25°C	Humidity :	52° C
Pressure(mbar) :	1002	Date:	2019/04/10

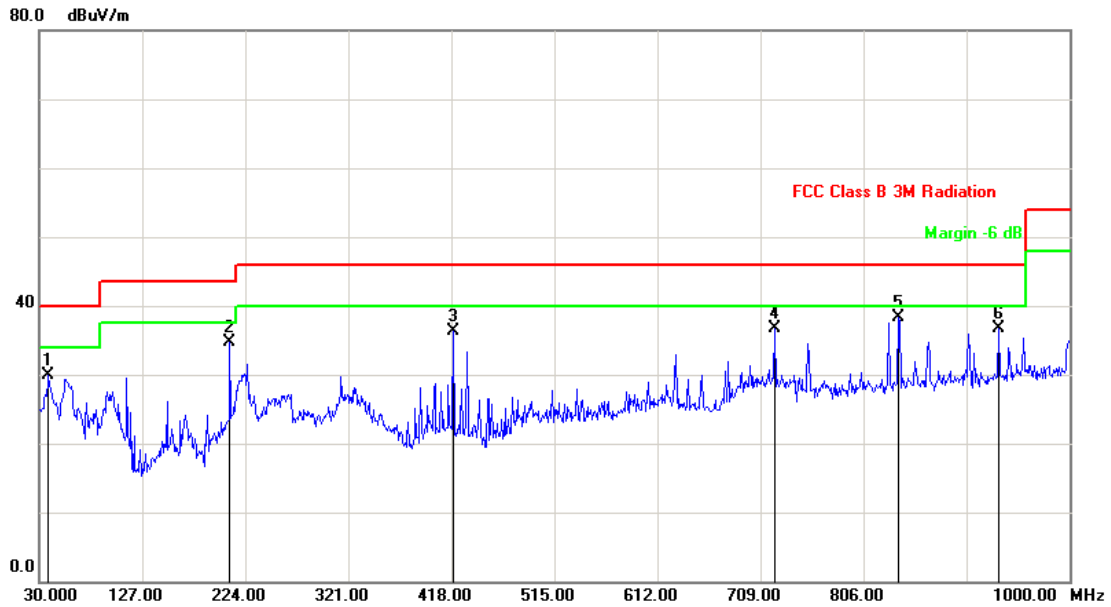


No.	Frequency (MHz)	Factor (dB/m)	Reading (dBuV)	Level (dBuV/m)	Limit (dBuV/m)	Margin (dB)	Det.	Height (cm)	Azimuth (deg)
1	39.7000	-6.14	43.26	37.12	40.00	-2.88	QP	100	16
2	209.4499	-12.32	46.52	34.20	43.50	-9.30	peak	100	228
3	408.3000	-4.72	45.62	40.90	46.00	-5.10	peak	100	64
4	629.4600	-1.63	39.28	37.65	46.00	-8.35	peak	100	189
5	722.5800	1.42	36.61	38.03	46.00	-7.97	peak	200	226
6	754.5900	1.27	39.50	40.77	46.00	-5.23	peak	200	23

Note: Measurement Level = Reading Level + Correct Factor



Test Mode :	Mode 10: Full system work signal from PC +HDMI 1-B for AS-42HA		
AC Power :	AC 120V/60HZ	Ant. Polarization:	Horizontal
Temp :	25°C	Humidity :	52° C
Pressure(mbar) :	1002	Date:	2019/04/10

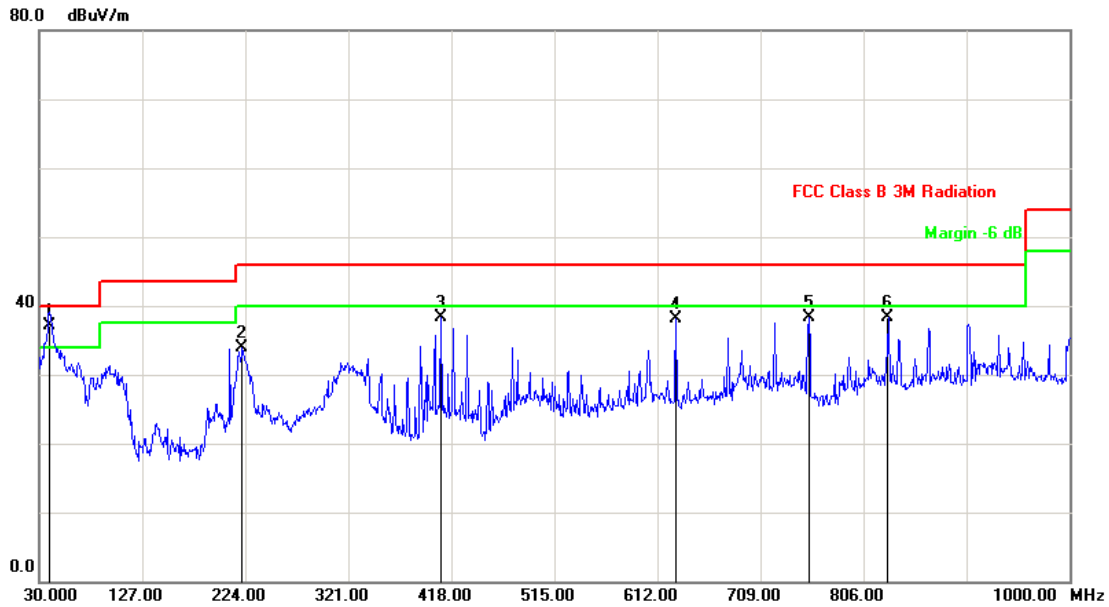


No.	Frequency (MHz)	Factor (dB/m)	Reading (dBuV)	Level (dBuV/m)	Limit (dBuV/m)	Margin (dB)	Det.	Height (cm)	Azimuth (deg)
1	38.7299	-5.77	35.62	29.85	40.00	-10.15	peak	100	154
2	209.4499	-12.32	46.97	34.65	43.50	-8.85	peak	100	3
3	419.9399	-3.29	39.57	36.28	46.00	-9.72	peak	100	225
4	722.5800	1.42	35.28	36.70	46.00	-9.30	peak	100	187
5	838.9800	1.43	36.95	38.38	46.00	-7.62	peak	200	96
6	933.0700	2.47	34.18	36.65	46.00	-9.35	peak	200	224

Note: Measurement Level = Reading Level + Correct Factor



Test Mode :	Mode 10: Full system work signal from PC +HDMI 1-B for AS-42HA		
AC Power :	AC 120V/60HZ	Ant. Polarization:	Vertical
Temp :	25°C	Humidity :	52° C
Pressure(mbar) :	1002	Date:	2019/04/10

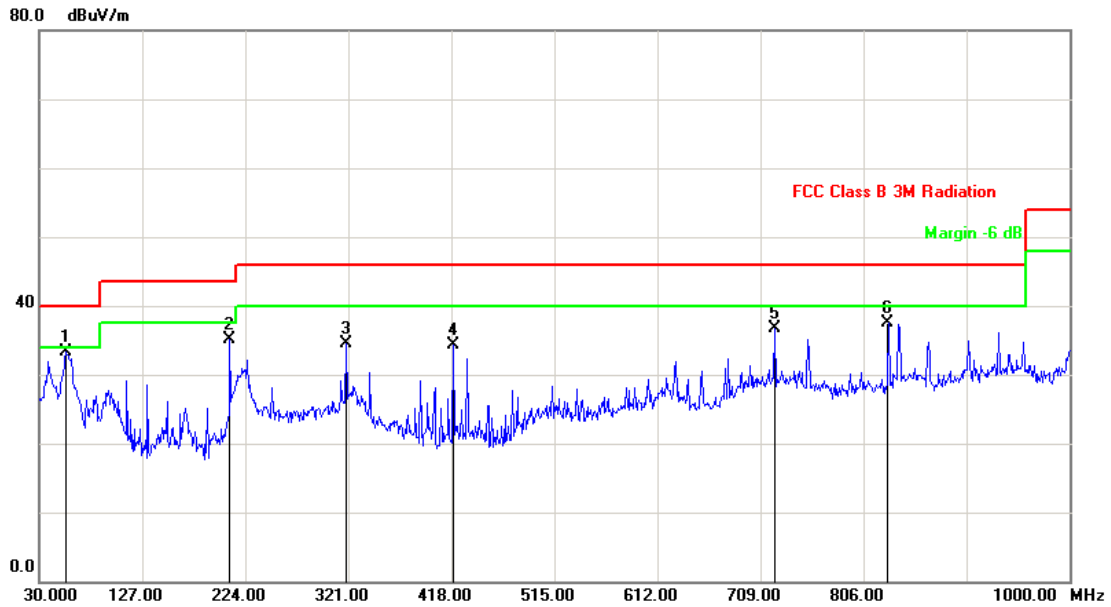


No.	Frequency (MHz)	Factor (dB/m)	Reading (dBuV)	Level (dBuV/m)	Limit (dBuV/m)	Margin (dB)	Det.	Height (cm)	Azimuth (deg)
1	39.7000	-6.14	43.18	37.04	40.00	-2.96	QP	100	168
2	221.0900	-12.17	46.11	33.94	46.00	-12.06	peak	100	46
3	408.3000	-4.72	43.12	38.40	46.00	-7.60	peak	200	228
4	629.4600	-1.63	39.78	38.15	46.00	-7.85	peak	200	3
5	754.5900	1.27	37.00	38.27	46.00	-7.73	peak	200	168
6	829.2798	1.19	37.02	38.21	46.00	-7.79	peak	200	79

Note: Measurement Level = Reading Level + Correct Factor



Test Mode :	Mode 11: Full system work signal from PC +HDMI 2-A for AS-42HA		
AC Power :	AC 120V/60HZ	Ant. Polarization:	Horizontal
Temp :	25°C	Humidity :	52° C
Pressure(mbar) :	1002	Date:	2019/04/10

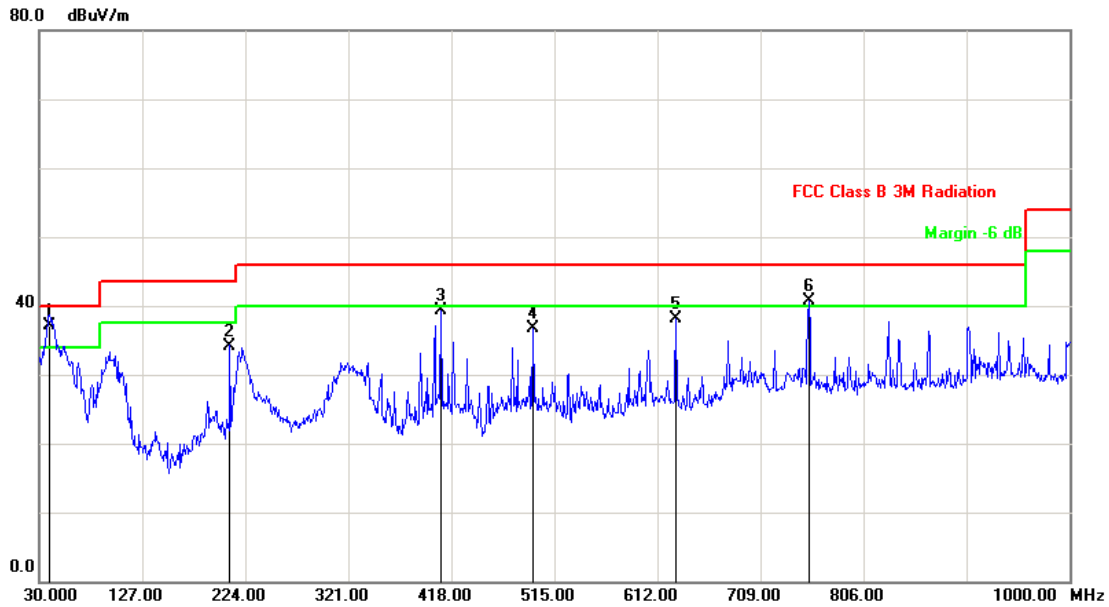


No.	Frequency (MHz)	Factor (dB/m)	Reading (dBuV)	Level (dBuV/m)	Limit (dBuV/m)	Margin (dB)	Det.	Height (cm)	Azimuth (deg)
1	55.2199	-11.86	45.21	33.35	40.00	-6.65	peak	100	213
2	209.4499	-12.32	47.47	35.15	43.50	-8.35	peak	100	2
3	319.0600	-6.34	40.92	34.58	46.00	-11.42	peak	100	157
4	419.9399	-3.29	37.57	34.28	46.00	-11.72	peak	100	6
5	722.5800	1.42	35.28	36.70	46.00	-9.30	peak	200	221
6	829.2798	1.19	36.37	37.56	46.00	-8.44	peak	200	18

Note: Measurement Level = Reading Level + Correct Factor



Test Mode :	Mode 11: Full system work signal from PC +HDMI 2-A for AS-42HA		
AC Power :	AC 120V/60HZ	Ant. Polarization:	Vertical
Temp :	25°C	Humidity :	52° C
Pressure(mbar) :	1002	Date:	2019/04/10

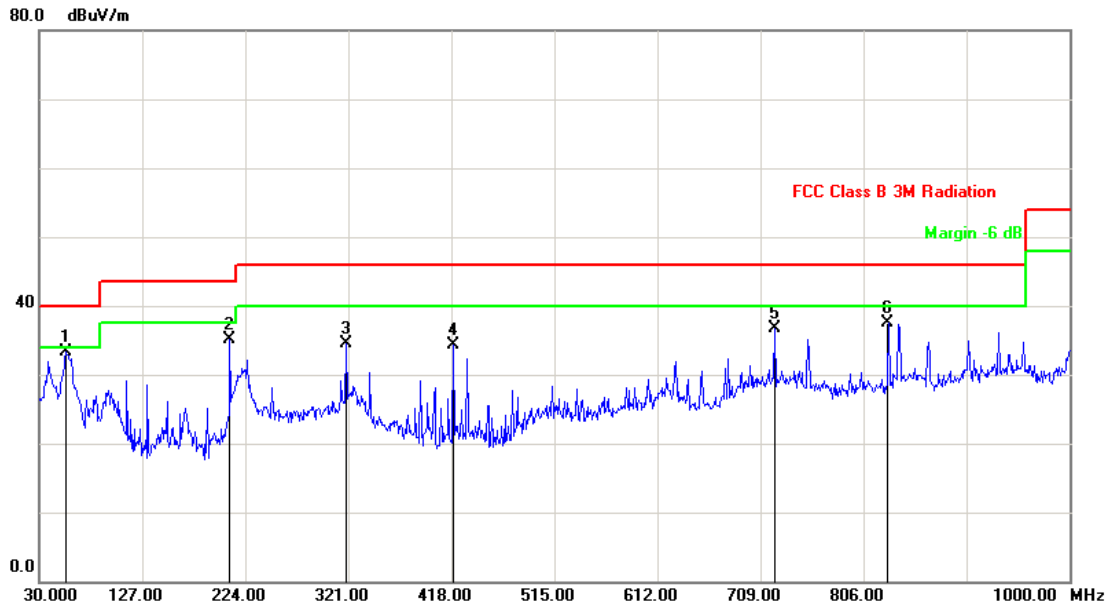


No.	Frequency (MHz)	Factor (dB/m)	Reading (dBuV)	Level (dBuV/m)	Limit (dBuV/m)	Margin (dB)	Det.	Height (cm)	Azimuth (deg)
1	39.7000	-6.14	43.25	37.11	40.00	-2.89	QP	100	138
2	209.4499	-12.32	46.52	34.20	43.50	-9.30	peak	100	5
3	408.3000	-4.72	44.12	39.40	46.00	-6.60	peak	100	167
4	494.6299	-5.22	41.98	36.76	46.00	-9.24	peak	100	52
5	629.4600	-1.63	39.78	38.15	46.00	-7.85	peak	200	189
6	754.5900	1.27	39.50	40.77	46.00	-5.23	peak	200	97

Note: Measurement Level = Reading Level + Correct Factor



Test Mode :	Mode 12: Full system work signal from PC +HDMI 2-B for AS-42HA		
AC Power :	AC 120V/60HZ	Ant. Polarization:	Horizontal
Temp :	25°C	Humidity :	52° C
Pressure(mbar) :	1002	Date:	2019/04/10

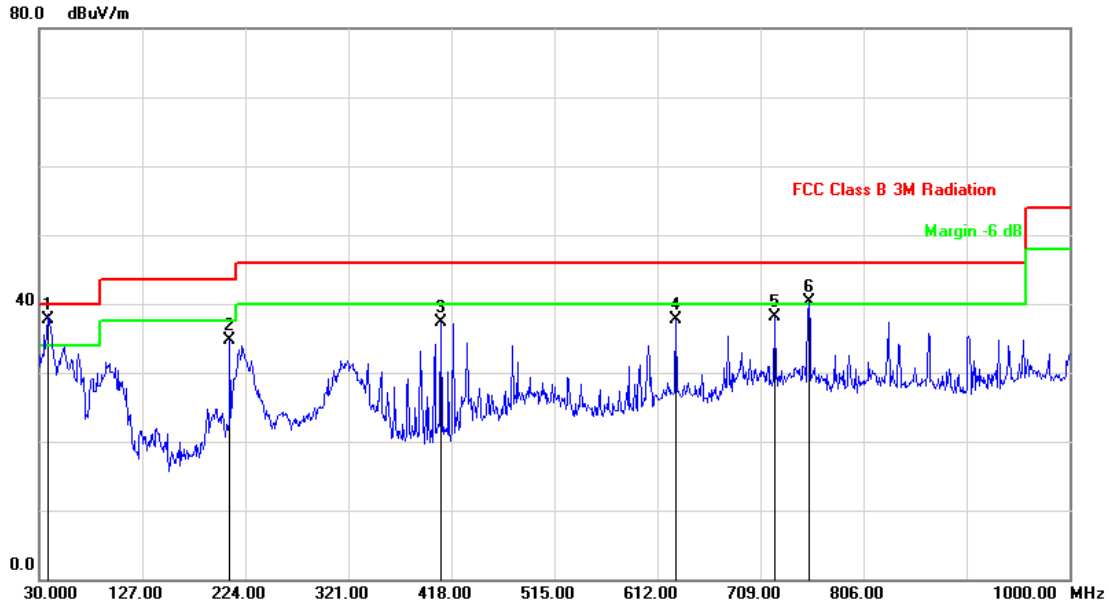


No.	Frequency (MHz)	Factor (dB/m)	Reading (dBuV)	Level (dBuV/m)	Limit (dBuV/m)	Margin (dB)	Det.	Height (cm)	Azimuth (deg)
1	55.2199	-11.86	45.21	33.35	40.00	-6.65	peak	100	213
2	209.4499	-12.32	47.47	35.15	43.50	-8.35	peak	100	2
3	319.0600	-6.34	40.92	34.58	46.00	-11.42	peak	100	157
4	419.9399	-3.29	37.57	34.28	46.00	-11.72	peak	100	6
5	722.5800	1.42	35.28	36.70	46.00	-9.30	peak	200	221
6	829.2798	1.19	36.37	37.56	46.00	-8.44	peak	200	18

Note: Measurement Level = Reading Level + Correct Factor



Test Mode :	Mode 12: Full system work signal from PC +HDMI 2-B for AS-42HA		
AC Power :	AC 120V/60HZ	Ant. Polarization:	Vertical
Temp :	25°C	Humidity :	52° C
Pressure(mbar) :	1002	Date:	2019/04/10

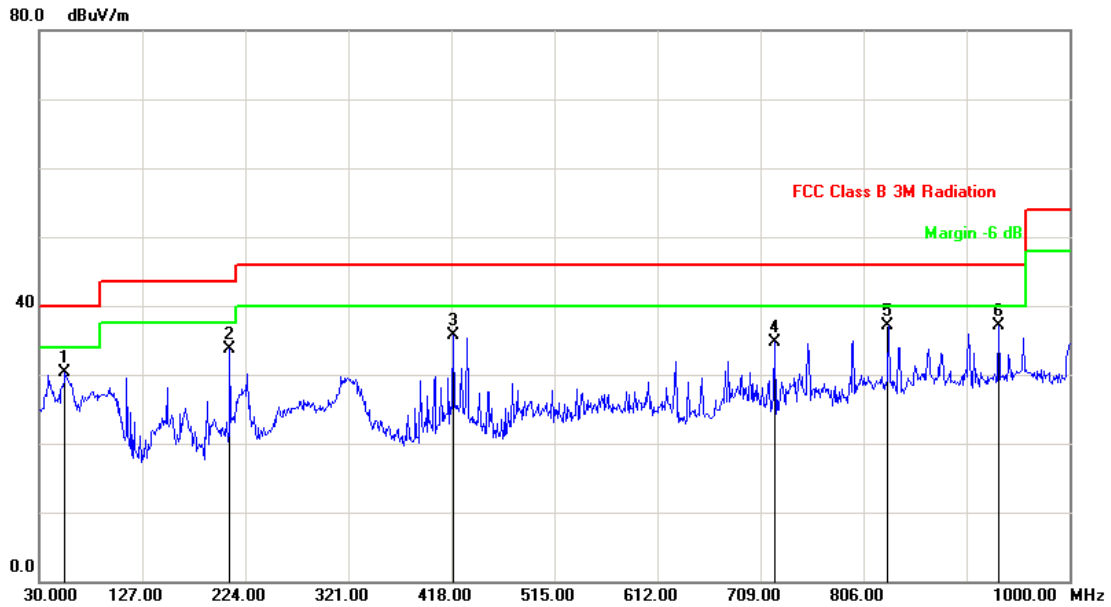


No.	Frequency (MHz)	Factor (dB/m)	Reading (dBuV)	Level (dBuV/m)	Limit (dBuV/m)	Margin (dB)	Det.	Height (cm)	Azimuth (deg)
1	38.7299	-5.77	43.51	37.74	40.00	-2.26	QP	100	135
2	209.4499	-12.32	47.02	34.70	43.50	-8.80	peak	100	2
3	408.3000	-4.72	42.12	37.40	46.00	-8.60	peak	200	168
4	629.4600	-1.63	39.28	37.65	46.00	-8.35	peak	200	56
5	722.5800	1.42	36.61	38.03	46.00	-7.97	peak	200	221
6	754.5900	1.27	39.00	40.27	46.00	-5.73	peak	200	13

Note: Measurement Level = Reading Level + Correct Factor



Test Mode :	Mode 13: Full system work signal from PC +HDMI 3-A for AS-42HA		
AC Power :	AC 120V/60HZ	Ant. Polarization:	Horizontal
Temp :	25°C	Humidity :	52° C
Pressure(mbar) :	1002	Date:	2019/04/10

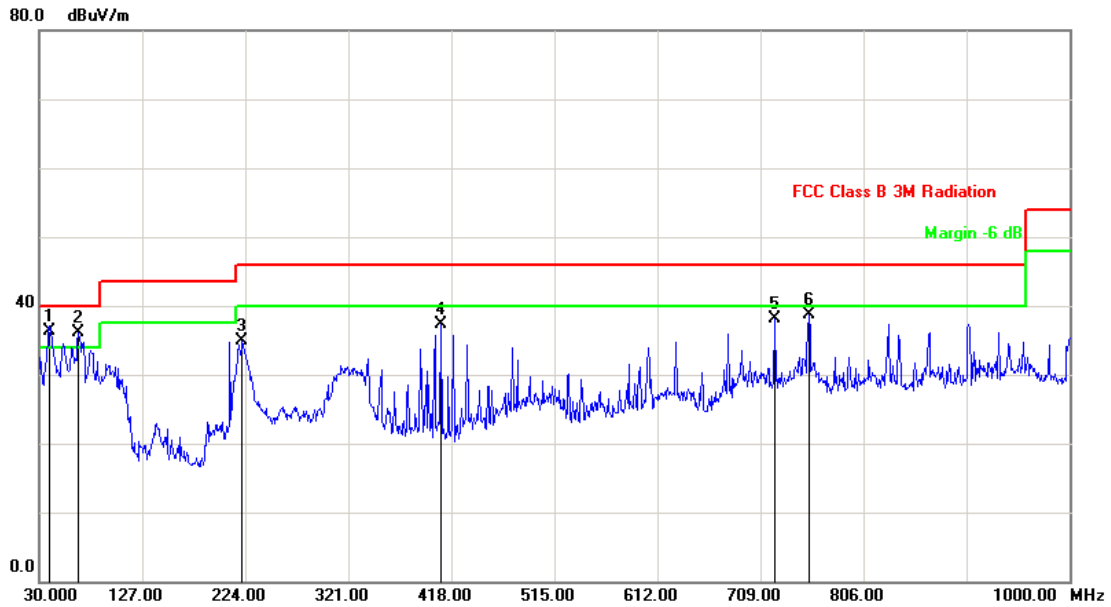


No.	Frequency (MHz)	Factor (dB/m)	Reading (dBuV)	Level (dBuV/m)	Limit (dBuV/m)	Margin (dB)	Det.	Height (cm)	Azimuth (deg)
1	54.2500	-11.69	42.04	30.35	40.00	-9.65	peak	100	1
2	209.4499	-12.32	45.97	33.65	43.50	-9.85	peak	100	268
3	419.9399	-3.29	39.07	35.78	46.00	-10.22	peak	100	115
4	722.5800	1.42	33.28	34.70	46.00	-11.30	peak	100	46
5	829.2798	1.19	35.87	37.06	46.00	-8.94	peak	200	226
6	933.0700	2.47	34.68	37.15	46.00	-8.85	peak	200	3

Note: Measurement Level = Reading Level + Correct Factor



Test Mode :	Mode 13: Full system work signal from PC +HDMI 3-A for AS-42HA		
AC Power :	AC 120V/60HZ	Ant. Polarization:	Vertical
Temp :	25°C	Humidity :	52° C
Pressure(mbar) :	1002	Date:	2019/04/10

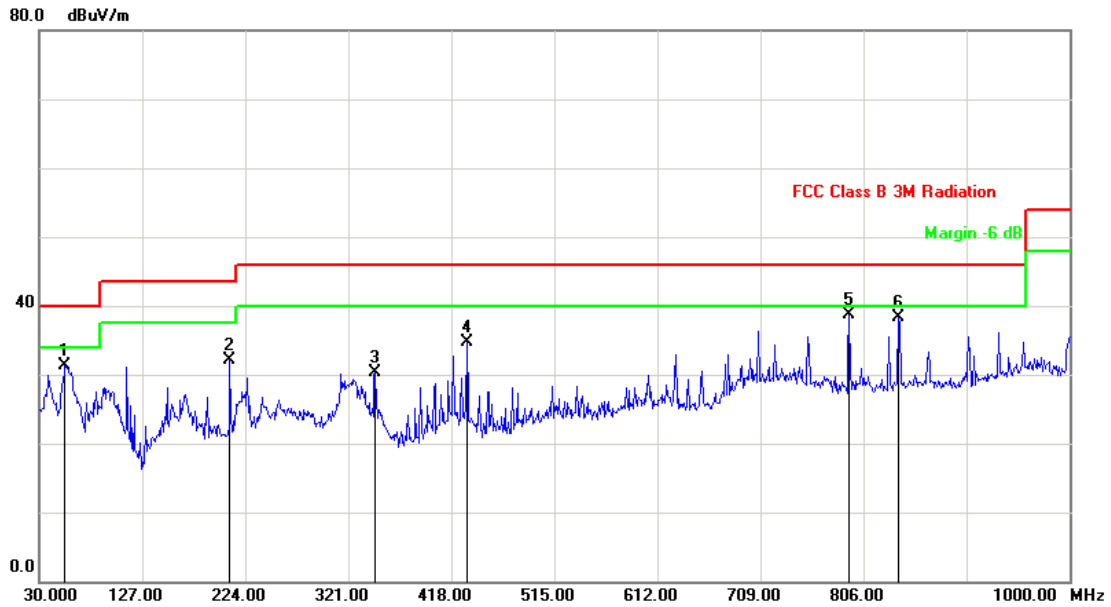


No.	Frequency (MHz)	Factor (dB/m)	Reading (dBuV)	Level (dBuV/m)	Limit (dBuV/m)	Margin (dB)	Det.	Height (cm)	Azimuth (deg)
1	39.7000	-6.14	42.51	36.37	40.00	-3.63	QP	100	318
2	66.8598	-13.34	49.45	36.11	40.00	-3.89	peak	100	25
3	221.0900	-12.17	47.11	34.94	46.00	-11.06	peak	200	164
4	408.3000	-4.72	42.12	37.40	46.00	-8.60	peak	200	5
5	722.5800	1.42	36.61	38.03	46.00	-7.97	peak	200	98
6	754.5900	1.27	37.50	38.77	46.00	-7.23	peak	200	224

Note: Measurement Level = Reading Level + Correct Factor



Test Mode :	Mode 14: Full system work signal from PC +HDMI 3-B for AS-42HA		
AC Power :	AC 120V/60HZ	Ant. Polarization:	Horizontal
Temp :	25°C	Humidity :	52° C
Pressure(mbar) :	1002	Date:	2019/04/10

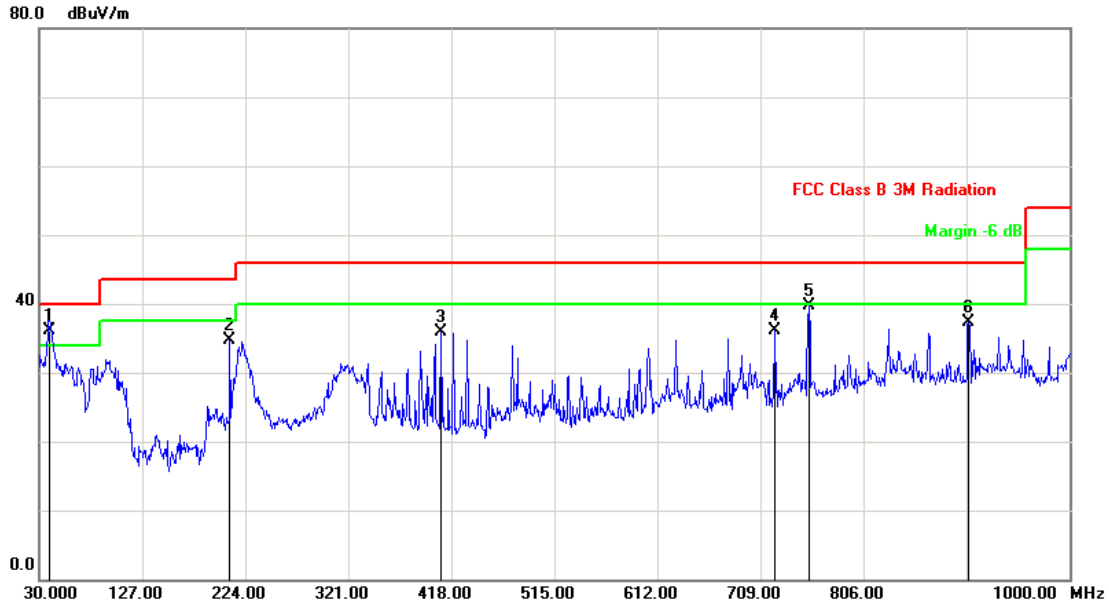


No.	Frequency (MHz)	Factor (dB/m)	Reading (dBuV)	Level (dBuV/m)	Limit (dBuV/m)	Margin (dB)	Det.	Height (cm)	Azimuth (deg)
1	54.2500	-11.69	43.04	31.35	40.00	-8.65	peak	100	163
2	209.4499	-12.32	44.47	32.15	43.50	-11.35	peak	100	22
3	346.2200	-6.66	37.04	30.38	46.00	-15.62	peak	200	216
4	432.5500	-4.61	39.34	34.73	46.00	-11.27	peak	200	8
5	792.4198	0.74	37.91	38.65	46.00	-7.35	peak	200	49
6	838.9800	1.43	36.95	38.38	46.00	-7.62	peak	200	336

Note: Measurement Level = Reading Level + Correct Factor



Test Mode :	Mode 14: Full system work signal from PC +HDMI 3-B for AS-42HA		
AC Power :	AC 120V/60HZ	Ant. Polarization:	Vertical
Temp :	25°C	Humidity :	52° C
Pressure(mbar) :	1002	Date:	2019/04/10

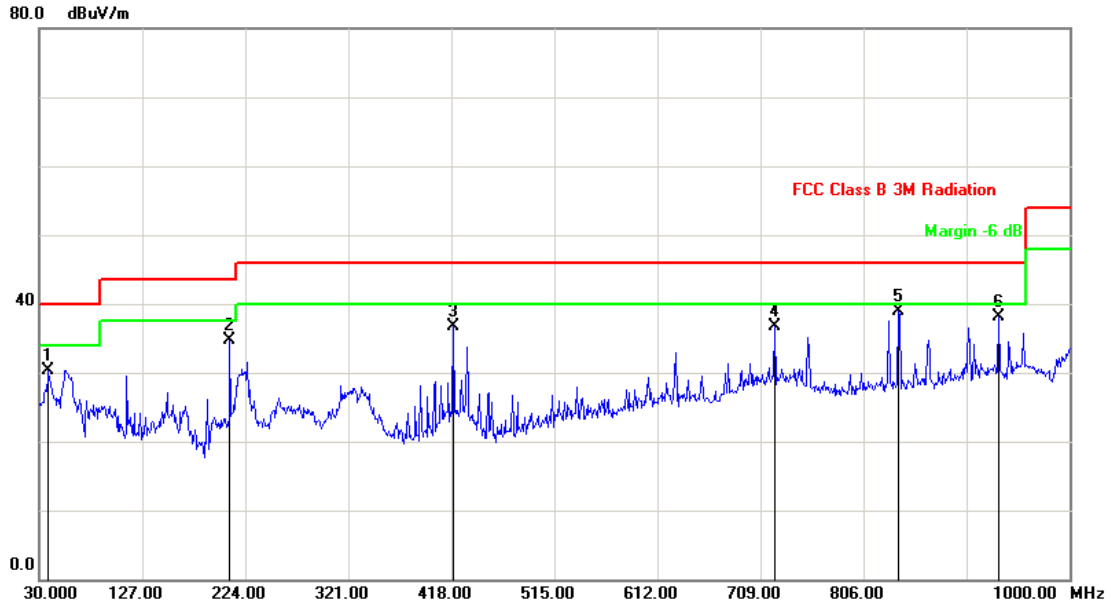


No.	Frequency (MHz)	Factor (dB/m)	Reading (dBuV)	Level (dBuV/m)	Limit (dBuV/m)	Margin (dB)	Det.	Height (cm)	Azimuth (deg)
1	39.7000	-6.14	42.18	36.04	40.00	-3.96	QP	100	318
2	209.4499	-12.32	47.02	34.70	43.50	-8.80	peak	100	41
3	408.3000	-4.72	40.62	35.90	46.00	-10.10	peak	200	352
4	722.5800	1.42	34.61	36.03	46.00	-9.97	peak	200	116
5	754.5900	1.27	38.50	39.77	46.00	-6.23	peak	200	35
6	904.9400	2.27	35.04	37.31	46.00	-8.69	peak	200	184

Note: Measurement Level = Reading Level + Correct Factor



Test Mode :	Mode 15: Full system work signal from PC +HDMI 4-A for AS-42HA		
AC Power :	AC 120V/60HZ	Ant. Polarization:	Horizontal
Temp :	25°C	Humidity :	52° C
Pressure(mbar) :	1002	Date:	2019/04/10

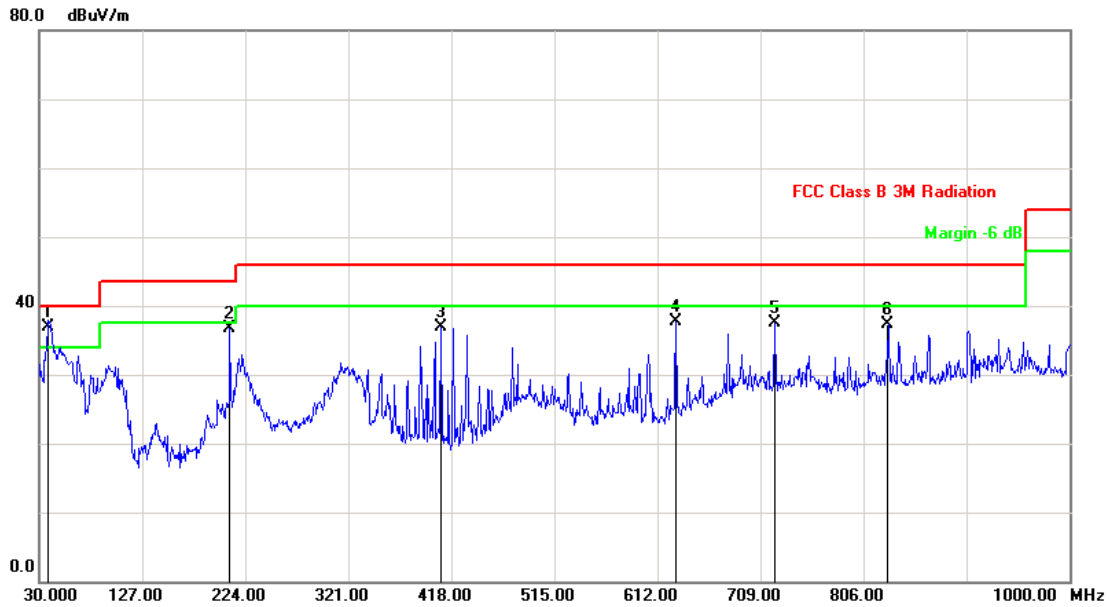


No.	Frequency (MHz)	Factor (dB/m)	Reading (dBuV)	Level (dBuV/m)	Limit (dBuV/m)	Margin (dB)	Det.	Height (cm)	Azimuth (deg)
1	38.7299	-5.77	36.12	30.35	40.00	-9.65	peak	100	125
2	209.4499	-12.32	46.97	34.65	43.50	-8.85	peak	100	136
3	419.9399	-3.29	40.07	36.78	46.00	-9.22	peak	100	2
4	722.5800	1.42	35.28	36.70	46.00	-9.30	peak	100	187
5	838.9800	1.43	37.45	38.88	46.00	-7.12	peak	200	9
6	933.0700	2.47	35.68	38.15	46.00	-7.85	peak	200	55

Note: Measurement Level = Reading Level + Correct Factor



Test Mode :	Mode 15: Full system work signal from PC +HDMI 4-A for AS-42HA		
AC Power :	AC 120V/60HZ	Ant. Polarization:	Vertical
Temp :	25°C	Humidity :	52° C
Pressure(mbar) :	1002	Date:	2019/04/10

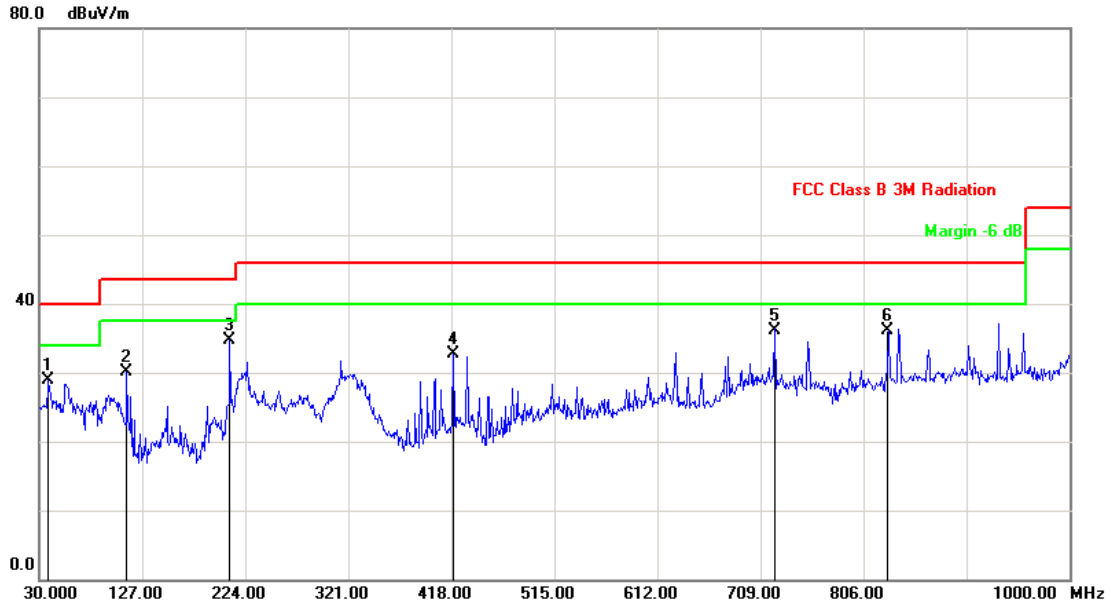


No.	Frequency (MHz)	Factor (dB/m)	Reading (dBuV)	Level (dBuV/m)	Limit (dBuV/m)	Margin (dB)	Det.	Height (cm)	Azimuth (deg)
1	38.7299	-5.77	42.70	36.93	40.00	-3.07	QP	100	1
2	209.4499	-12.32	49.02	36.70	43.50	-6.80	peak	100	261
3	408.3000	-4.72	41.62	36.90	46.00	-9.10	peak	200	8
4	629.4600	-1.63	39.28	37.65	46.00	-8.35	peak	200	64
5	722.5800	1.42	36.11	37.53	46.00	-8.47	peak	200	198
6	829.2798	1.19	36.02	37.21	46.00	-8.79	peak	200	57

Note: Measurement Level = Reading Level + Correct Factor



Test Mode :	Mode 16: Full system work signal from PC +HDMI 4-B for AS-42HA		
AC Power :	AC 120V/60HZ	Ant. Polarization:	Horizontal
Temp :	25°C	Humidity :	52° C
Pressure(mbar) :	1002	Date:	2019/04/10

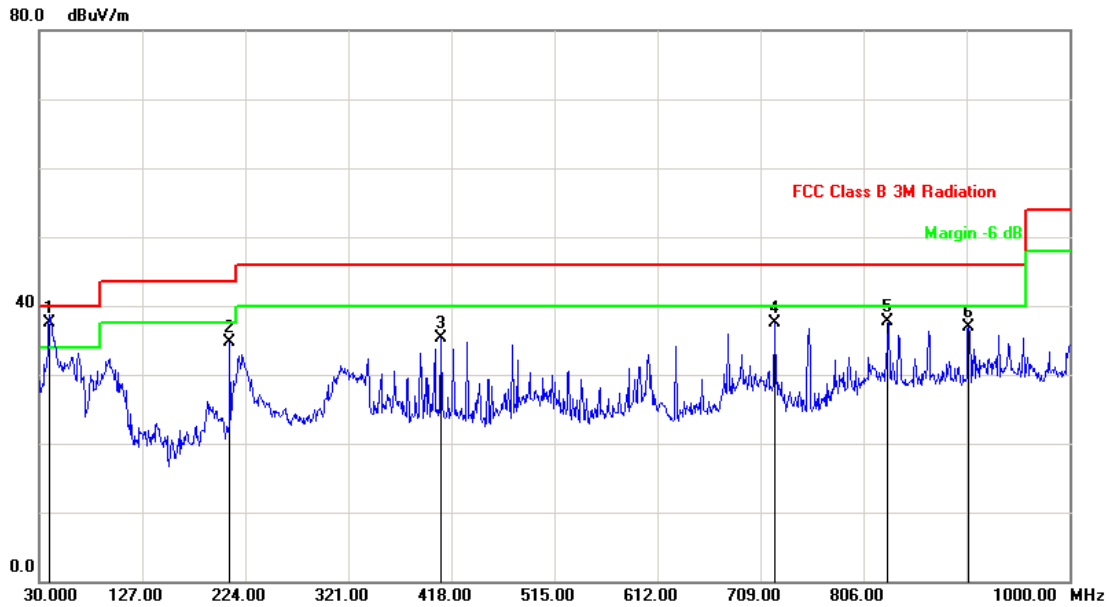


No.	Frequency (MHz)	Factor (dB/m)	Reading (dBuV)	Level (dBuV/m)	Limit (dBuV/m)	Margin (dB)	Det.	Height (cm)	Azimuth (deg)
1	38.7299	-5.77	34.62	28.85	40.00	-11.15	peak	100	156
2	112.4500	-12.81	42.85	30.04	43.50	-13.46	peak	100	22
3	209.4499	-12.32	46.97	34.65	43.50	-8.85	peak	100	26
4	419.9399	-3.29	36.07	32.78	46.00	-13.22	peak	100	187
5	722.5800	1.42	34.78	36.20	46.00	-9.80	peak	200	9
6	829.2798	1.19	34.87	36.06	46.00	-9.94	peak	200	52

Note: Measurement Level = Reading Level + Correct Factor



Test Mode :	Mode 16: Full system work signal from PC +HDMI 4-B for AS-42HA		
AC Power :	AC 120V/60HZ	Ant. Polarization:	Vertical
Temp :	25°C	Humidity :	52° C
Pressure(mbar) :	1002	Date:	2019/04/10



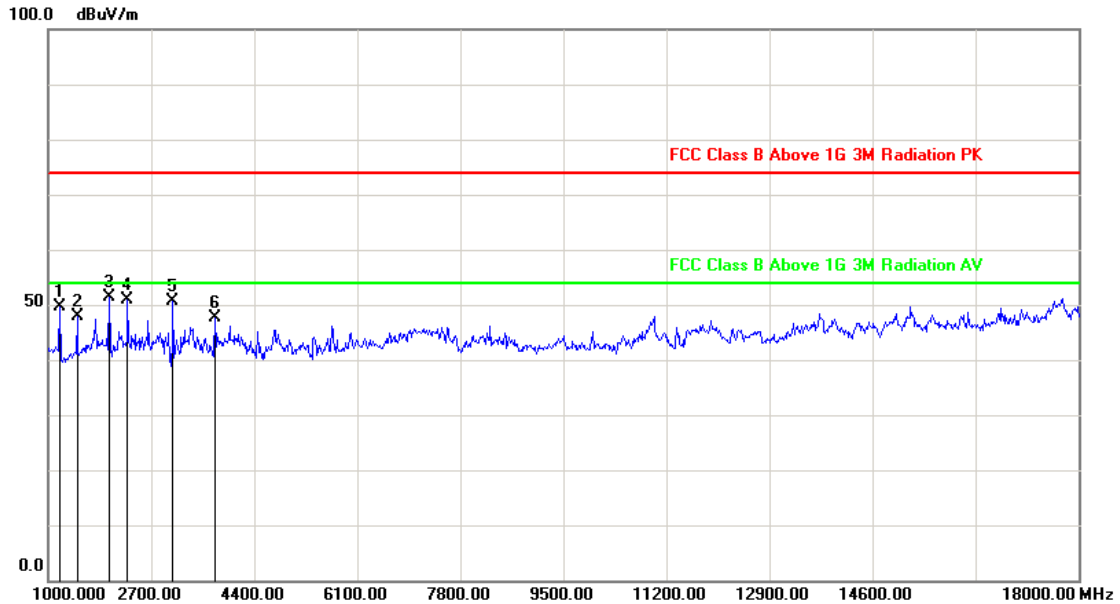
No.	Frequency (MHz)	Factor (dB/m)	Reading (dBuV)	Level (dBuV/m)	Limit (dBuV/m)	Margin (dB)	Det.	Height (cm)	Azimuth (deg)
1	39.7000	-6.14	43.65	37.51	40.00	-2.49	QP	100	158
2	209.4499	-12.32	47.02	34.70	43.50	-8.80	peak	100	3
3	408.3000	-4.72	40.12	35.40	46.00	-10.60	peak	200	226
4	722.5800	1.42	36.11	37.53	46.00	-8.47	peak	200	16
5	829.2798	1.19	36.52	37.71	46.00	-8.29	peak	200	48
6	904.9400	2.27	34.54	36.81	46.00	-9.19	peak	200	226

Note: Measurement Level = Reading Level + Correct Factor



4.6. Test Result and Data (1GHz ~18GHz)

Test Mode :	Mode 9: Full system work signal from PC +HDMI 1-A for AS-42HA		
AC Power :	AC 120V/60HZ	Ant. Polarization:	Horizontal
Temp :	25°C	Humidity :	52° C
Pressure(mbar) :	1002	Date:	2019/04/10

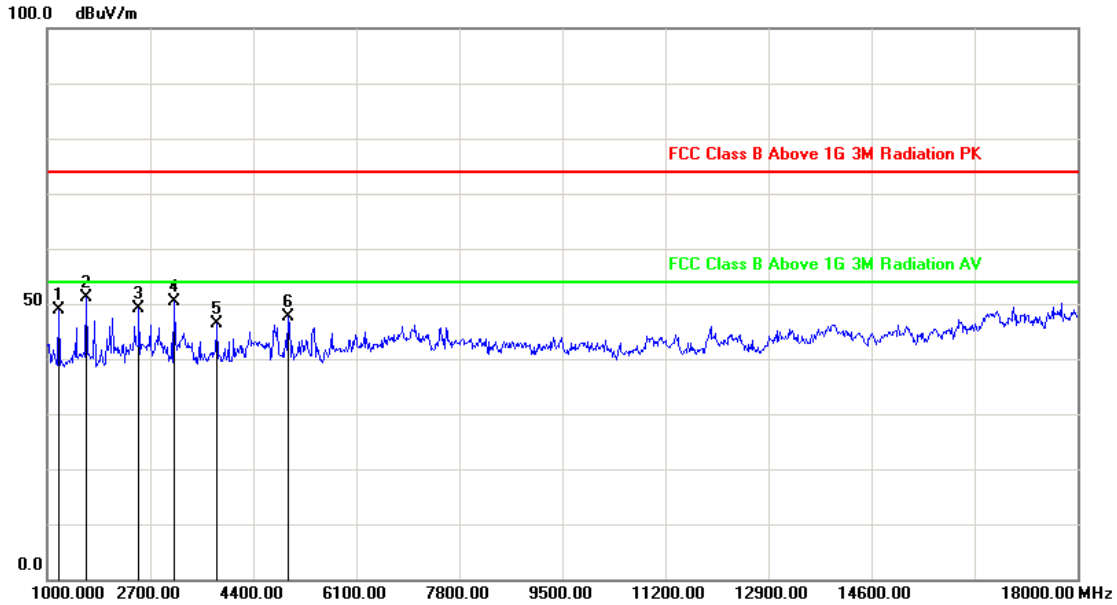


No.	Frequency (MHz)	Factor (dB/m)	Reading (dBuV)	Level (dBuV/m)	Limit (dBuV/m)	Margin (dB)	Det.	Height (cm)	Azimuth (deg)
1	1187.000	-28.74	78.47	49.73	74.00	-24.27	peak	100	19
2	1476.000	-28.84	76.81	47.97	74.00	-26.03	peak	100	35
3	2003.000	-25.70	77.07	51.37	74.00	-22.63	peak	200	221
4	2309.000	-25.68	76.66	50.98	74.00	-23.02	peak	200	164
5	3057.000	-25.04	75.59	50.55	74.00	-23.45	peak	200	8
6	3754.000	-21.87	69.56	47.69	74.00	-26.31	peak	200	46

Note: Measurement Level = Reading Level + Correct Factor



Test Mode :	Mode 9: Full system work signal from PC +HDMI 1-A for AS-42HA		
AC Power :	AC 120V/60HZ	Ant. Polarization:	Vertical
Temp :	25°C	Humidity :	52° C
Pressure(mbar) :	1002	Date:	2019/04/10

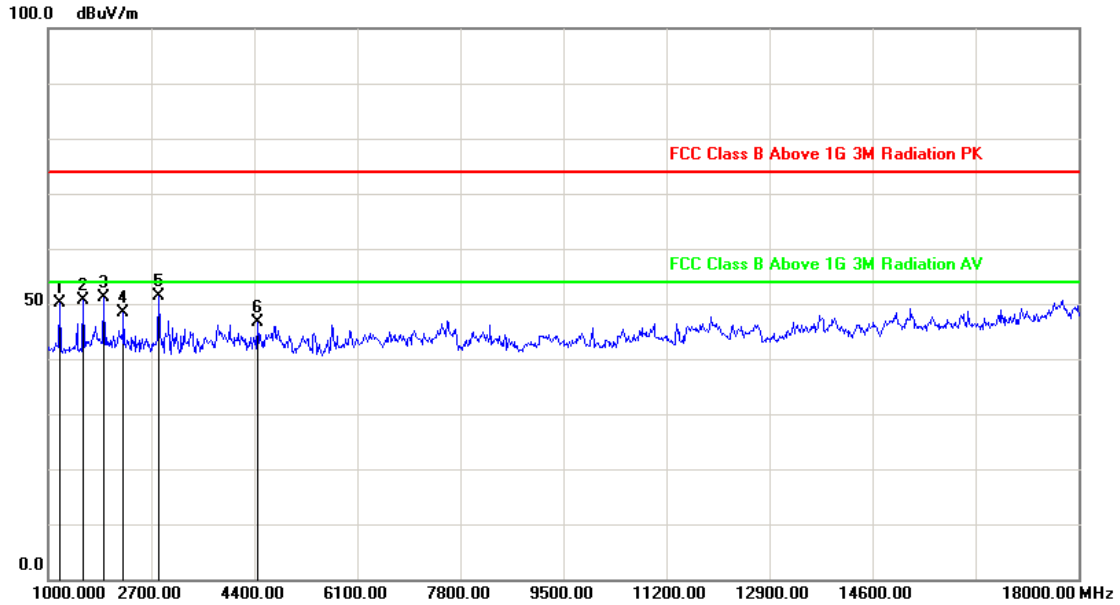


No.	Frequency (MHz)	Factor (dB/m)	Reading (dBuV)	Level (dBuV/m)	Limit (dBuV/m)	Margin (dB)	Det.	Height (cm)	Azimuth (deg)
1	1187.000	-28.74	77.70	48.96	74.00	-25.04	peak	100	156
2	1646.000	-27.93	78.97	51.04	74.00	-22.96	peak	100	2
3	2513.000	-25.65	74.76	49.11	74.00	-24.89	peak	200	51
4	3091.000	-24.88	75.29	50.41	74.00	-23.59	peak	200	164
5	3805.000	-21.64	68.01	46.37	74.00	-27.63	peak	200	8
6	4978.000	-20.31	67.89	47.58	74.00	-26.42	peak	200	96

Note: Measurement Level = Reading Level + Correct Factor



Test Mode :	Mode 10: Full system work signal from PC +HDMI 1-B for AS-42HA		
AC Power :	AC 120V/60HZ	Ant. Polarization:	Horizontal
Temp :	25°C	Humidity :	52° C
Pressure(mbar) :	1002	Date:	2019/04/10

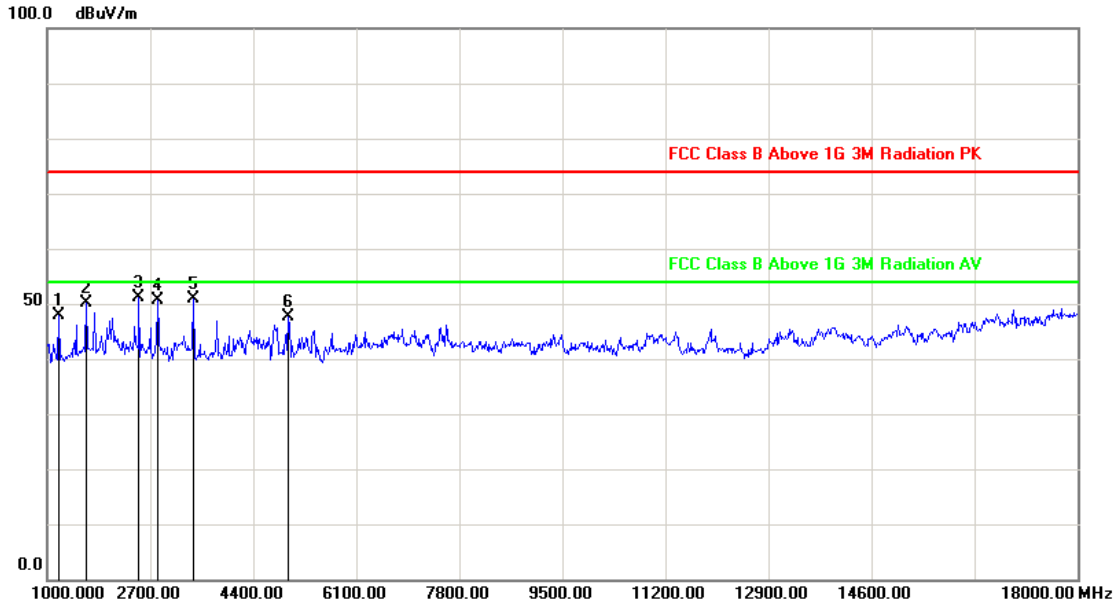


No.	Frequency (MHz)	Factor (dB/m)	Reading (dBuV)	Level (dBuV/m)	Limit (dBuV/m)	Margin (dB)	Det.	Height (cm)	Azimuth (deg)
1	1187.000	-28.74	78.97	50.23	74.00	-23.77	peak	100	136
2	1578.000	-28.36	79.02	50.66	74.00	-23.34	peak	100	25
3	1918.000	-26.22	77.40	51.18	74.00	-22.82	peak	100	197
4	2241.000	-25.68	74.18	48.50	74.00	-25.50	peak	100	88
5	2819.000	-25.43	76.92	51.49	74.00	-22.51	peak	200	51
6	4451.000	-21.30	67.87	46.57	74.00	-27.43	peak	200	331

Note: Measurement Level = Reading Level + Correct Factor



Test Mode :	Mode 10: Full system work signal from PC +HDMI 1-B for AS-42HA		
AC Power :	AC 120V/60HZ	Ant. Polarization:	Vertical
Temp :	25°C	Humidity :	52° C
Pressure(mbar) :	1002	Date:	2019/04/10

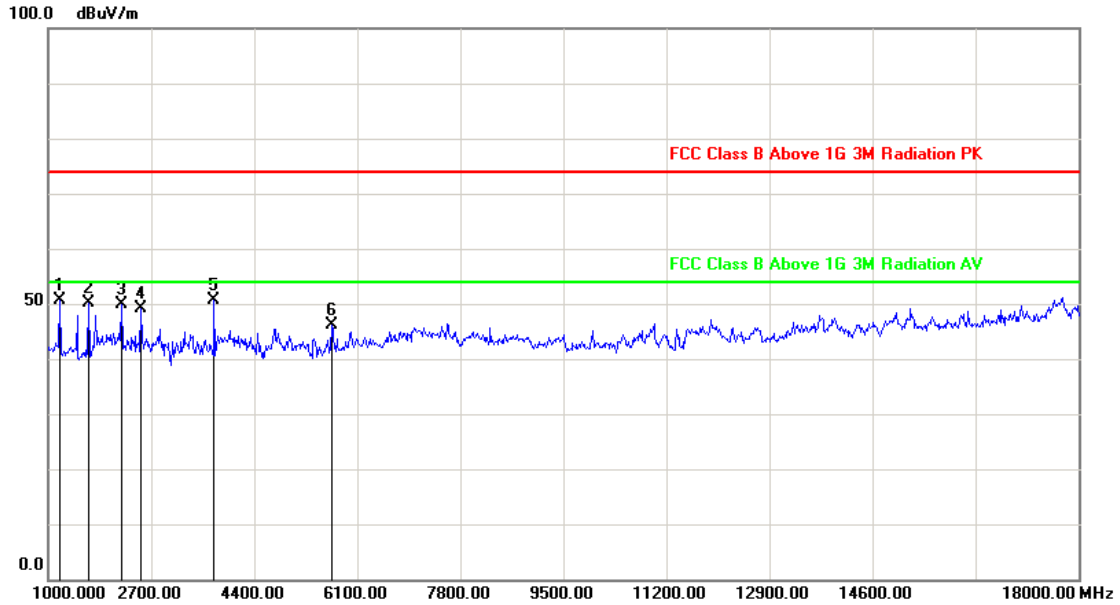


No.	Frequency (MHz)	Factor (dB/m)	Reading (dBuV)	Level (dBuV/m)	Limit (dBuV/m)	Margin (dB)	Det.	Height (cm)	Azimuth (deg)
1	1187.000	-28.74	76.70	47.96	74.00	-26.04	peak	100	16
2	1646.000	-27.93	77.97	50.04	74.00	-23.96	peak	100	22
3	2513.000	-25.65	76.76	51.11	74.00	-22.89	peak	200	167
4	2819.000	-25.43	76.16	50.73	74.00	-23.27	peak	200	89
5	3414.000	-23.40	74.36	50.96	74.00	-23.04	peak	200	5
6	4978.000	-20.31	67.89	47.58	74.00	-26.42	peak	200	164

Note: Measurement Level = Reading Level + Correct Factor



Test Mode :	Mode 11: Full system work signal from PC +HDMI 2-A for AS-42HA		
AC Power :	AC 120V/60HZ	Ant. Polarization:	Horizontal
Temp :	25°C	Humidity :	52° C
Pressure(mbar) :	1002	Date:	2019/04/10

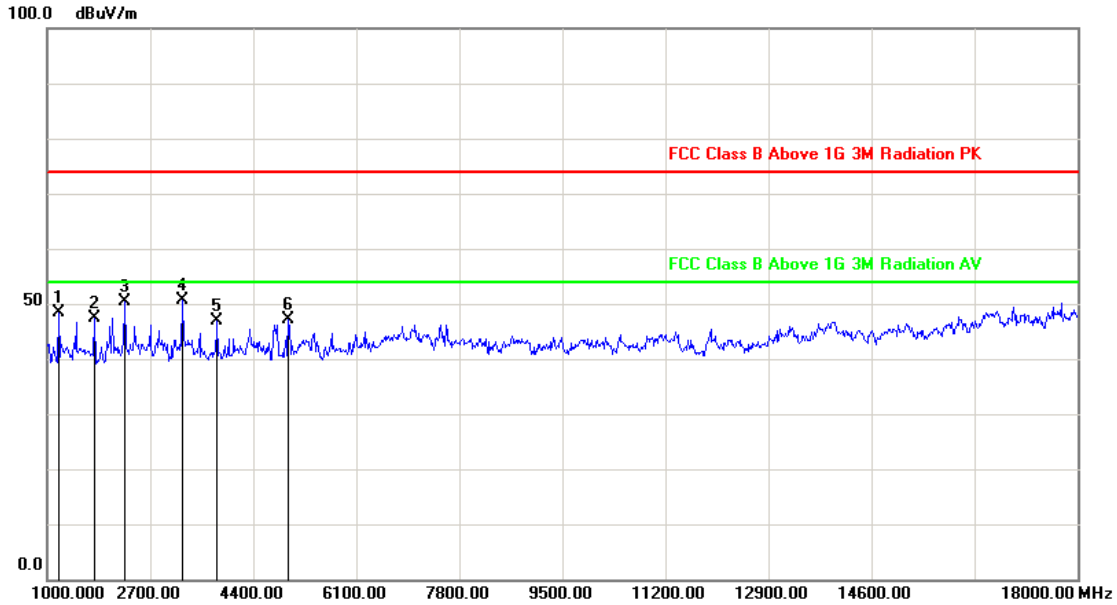


No.	Frequency (MHz)	Factor (dB/m)	Reading (dBuV)	Level (dBuV/m)	Limit (dBuV/m)	Margin (dB)	Det.	Height (cm)	Azimuth (deg)
1	1187.000	-28.74	79.47	50.73	74.00	-23.27	peak	100	13
2	1663.000	-27.82	78.06	50.24	74.00	-23.76	peak	100	22
3	2207.000	-25.68	75.61	49.93	74.00	-24.07	peak	100	167
4	2530.000	-25.64	74.73	49.09	74.00	-24.91	peak	100	5
5	3737.000	-21.94	72.61	50.67	74.00	-23.33	peak	100	162
6	5675.000	-18.16	64.24	46.08	74.00	-27.92	peak	100	26

Note: Measurement Level = Reading Level + Correct Factor



Test Mode :	Mode 11: Full system work signal from PC +HDMI 2-A for AS-42HA		
AC Power :	AC 120V/60HZ	Ant. Polarization:	Vertical
Temp :	25°C	Humidity :	52° C
Pressure(mbar) :	1002	Date:	2019/04/10

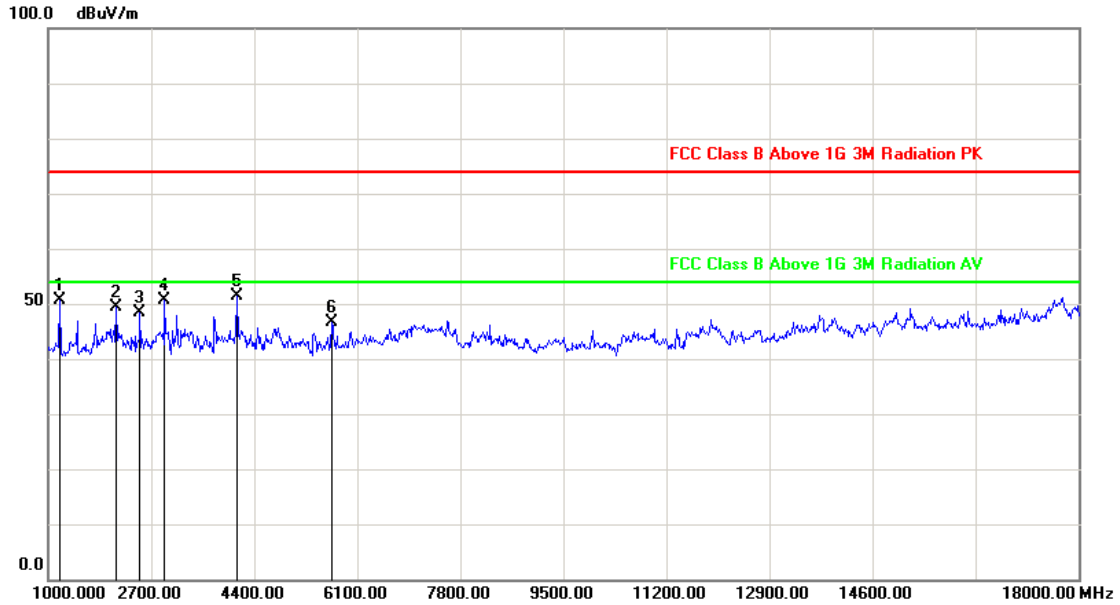


No.	Frequency (MHz)	Factor (dB/m)	Reading (dBuV)	Level (dBuV/m)	Limit (dBuV/m)	Margin (dB)	Det.	Height (cm)	Azimuth (deg)
1	1187.000	-28.74	77.20	48.46	74.00	-25.54	peak	100	16
2	1782.000	-27.07	74.38	47.31	74.00	-26.69	peak	100	225
3	2275.000	-25.68	76.13	50.45	74.00	-23.55	peak	200	4
4	3227.000	-24.26	74.98	50.72	74.00	-23.28	peak	200	135
5	3805.000	-21.64	68.51	46.87	74.00	-27.13	peak	200	22
6	4978.000	-20.31	67.39	47.08	74.00	-26.92	peak	200	167

Note: Measurement Level = Reading Level + Correct Factor



Test Mode :	Mode 12: Full system work signal from PC +HDMI 2-B for AS-42HA		
AC Power :	AC 120V/60HZ	Ant. Polarization:	Horizontal
Temp :	25°C	Humidity :	52° C
Pressure(mbar) :	1002	Date:	2019/04/10

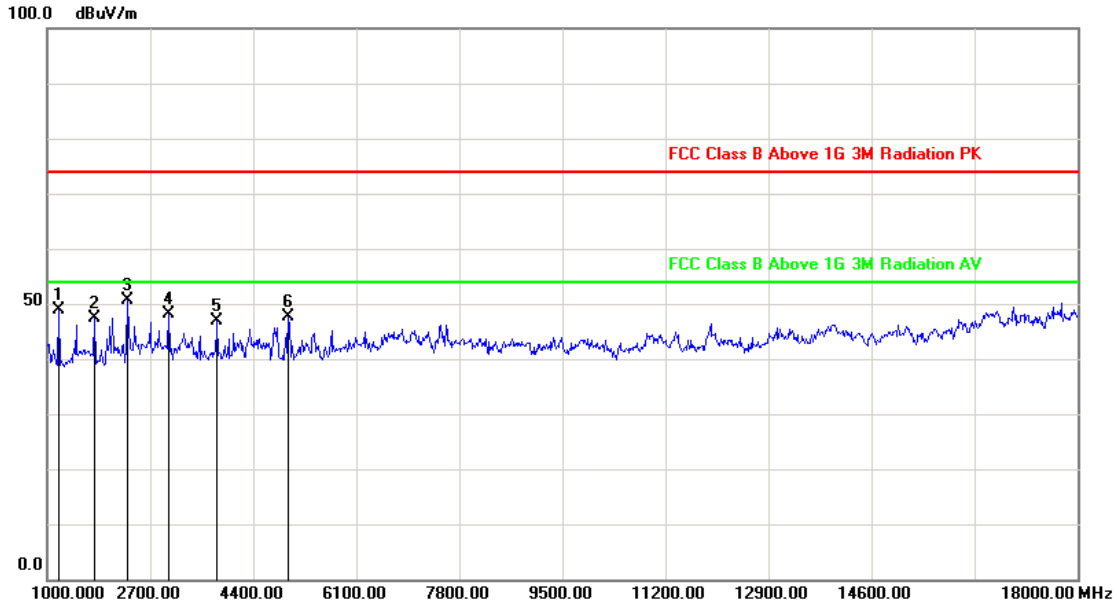


No.	Frequency (MHz)	Factor (dB/m)	Reading (dBuV)	Level (dBuV/m)	Limit (dBuV/m)	Margin (dB)	Det.	Height (cm)	Azimuth (deg)
1	1187.000	-28.74	79.47	50.73	74.00	-23.27	peak	100	16
2	2122.000	-25.69	75.06	49.37	74.00	-24.63	peak	100	251
3	2513.000	-25.65	74.04	48.39	74.00	-25.61	peak	200	18
4	2921.000	-25.36	75.90	50.54	74.00	-23.46	peak	200	360
5	4111.000	-20.90	72.20	51.30	74.00	-22.70	peak	200	2
6	5675.000	-18.16	64.74	46.58	74.00	-27.42	peak	200	187

Note: Measurement Level = Reading Level + Correct Factor



Test Mode :	Mode 12: Full system work signal from PC +HDMI 2-B for AS-42HA		
AC Power :	AC 120V/60HZ	Ant. Polarization:	Vertical
Temp :	25°C	Humidity :	52° C
Pressure(mbar) :	1002	Date:	2019/04/10

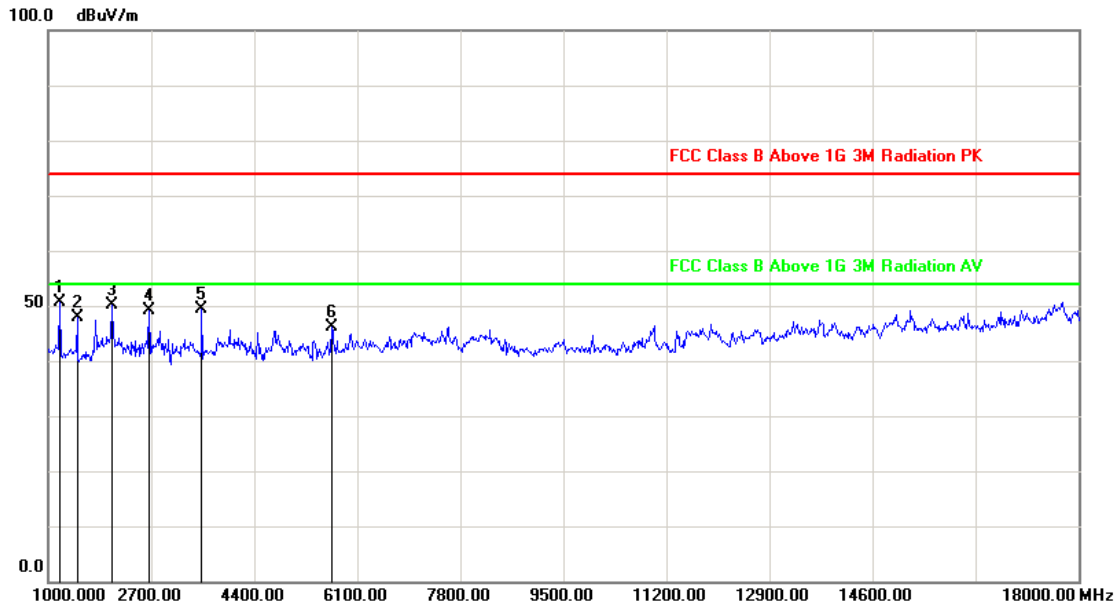


No.	Frequency (MHz)	Factor (dB/m)	Reading (dBuV)	Level (dBuV/m)	Limit (dBuV/m)	Margin (dB)	Det.	Height (cm)	Azimuth (deg)
1	1187.000	-28.74	77.70	48.96	74.00	-25.04	peak	100	164
2	1782.000	-27.07	74.38	47.31	74.00	-26.69	peak	100	2
3	2326.000	-25.67	76.18	50.51	74.00	-23.49	peak	200	216
4	3006.000	-25.27	73.50	48.23	74.00	-25.77	peak	200	8
5	3805.000	-21.64	68.51	46.87	74.00	-27.13	peak	200	55
6	4978.000	-20.31	67.89	47.58	74.00	-26.42	peak	200	167

Note: Measurement Level = Reading Level + Correct Factor



Test Mode :	Mode 13: Full system work signal from PC +HDMI 3-A for AS-42HA		
AC Power :	AC 120V/60HZ	Ant. Polarization:	Horizontal
Temp :	25°C	Humidity :	52° C
Pressure(mbar) :	1002	Date:	2019/04/10

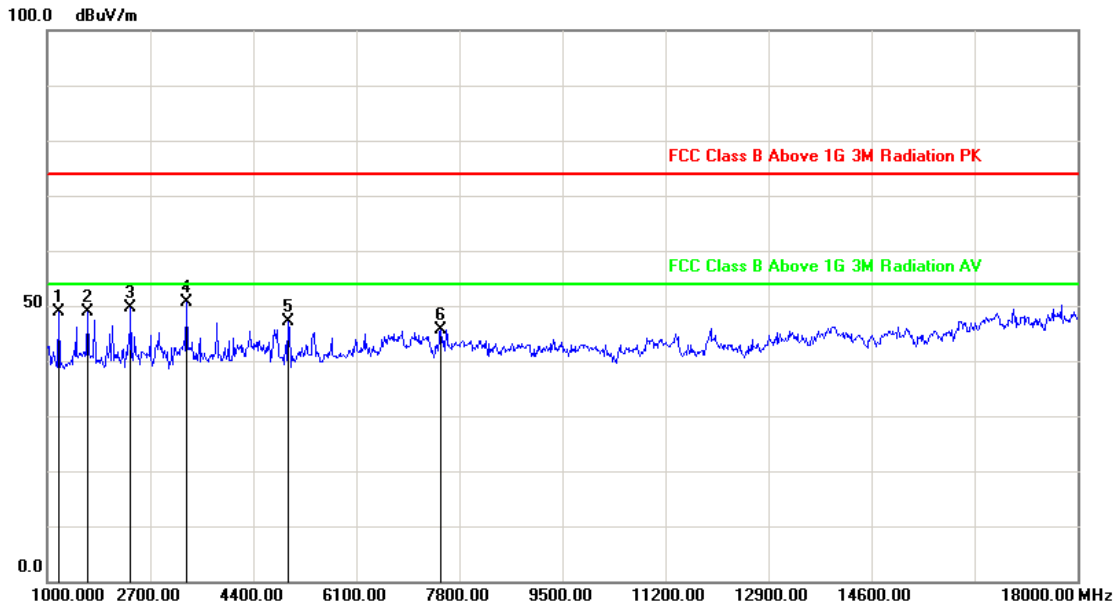


No.	Frequency (MHz)	Factor (dB/m)	Reading (dBuV)	Level (dBuV/m)	Limit (dBuV/m)	Margin (dB)	Det.	Height (cm)	Azimuth (deg)
1	1187.000	-28.74	79.47	50.73	74.00	-23.27	peak	100	48
2	1476.000	-28.84	76.81	47.97	74.00	-26.03	peak	100	352
3	2054.000	-25.70	75.74	50.04	74.00	-23.96	peak	100	154
4	2666.000	-25.54	74.77	49.23	74.00	-24.77	peak	100	6
5	3533.000	-22.85	72.34	49.49	74.00	-24.51	peak	200	226
6	5675.000	-18.16	64.24	46.08	74.00	-27.92	peak	200	48

Note: Measurement Level = Reading Level + Correct Factor



Test Mode :	Mode 13: Full system work signal from PC +HDMI 3-A for AS-42HA		
AC Power :	AC 120V/60HZ	Ant. Polarization:	Vertical
Temp :	25°C	Humidity :	52° C
Pressure(mbar) :	1002	Date:	2019/04/10

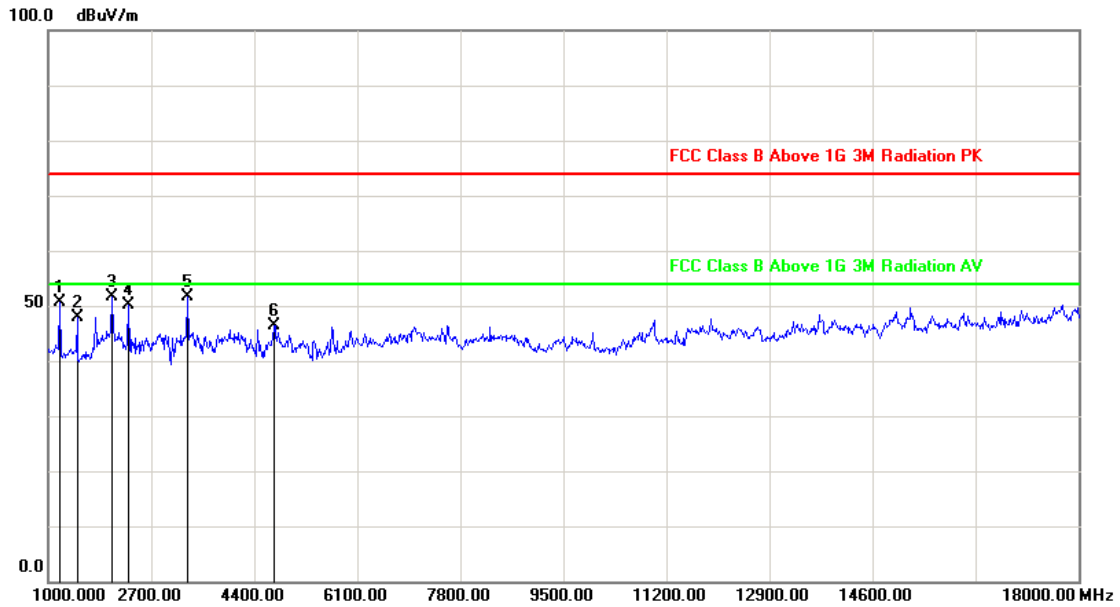


No.	Frequency (MHz)	Factor (dB/m)	Reading (dBuV)	Level (dBuV/m)	Limit (dBuV/m)	Margin (dB)	Det.	Height (cm)	Azimuth (deg)
1	1187.000	-28.74	77.70	48.96	74.00	-25.04	peak	100	1
2	1663.000	-27.82	76.79	48.97	74.00	-25.03	peak	100	261
3	2377.000	-25.67	75.32	49.65	74.00	-24.35	peak	200	189
4	3295.000	-23.94	74.68	50.74	74.00	-23.26	peak	200	25
5	4978.000	-20.31	67.39	47.08	74.00	-26.92	peak	200	64
6	7494.000	-13.75	59.28	45.53	74.00	-28.47	peak	200	113

Note: Measurement Level = Reading Level + Correct Factor



Test Mode :	Mode 14: Full system work signal from PC +HDMI 3-B for AS-42HA		
AC Power :	AC 120V/60HZ	Ant. Polarization:	Horizontal
Temp :	25°C	Humidity :	52° C
Pressure(mbar) :	1002	Date:	2019/04/10

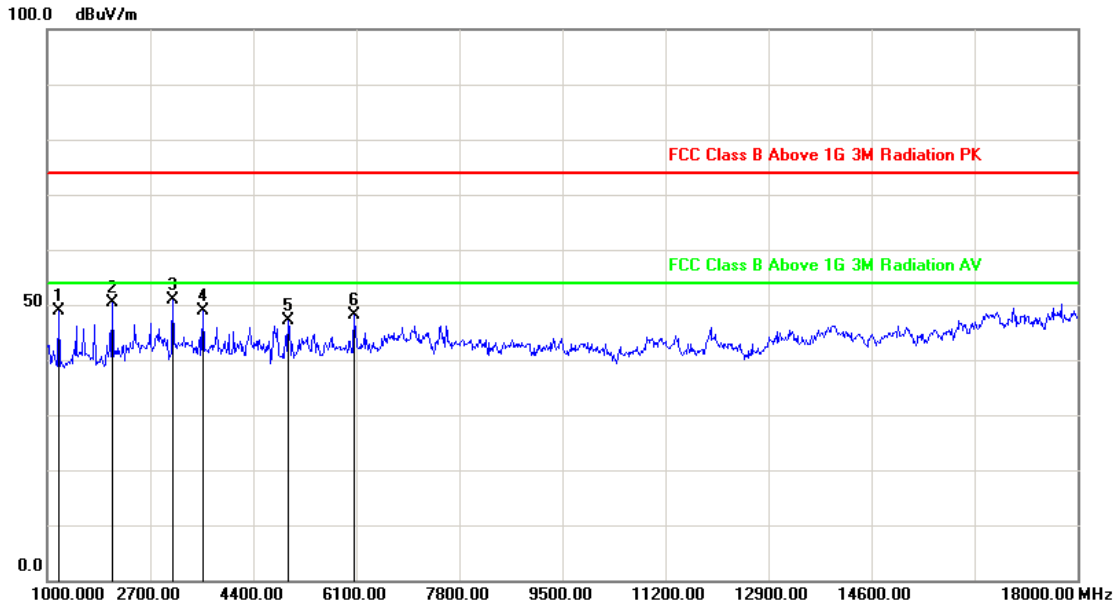


No.	Frequency (MHz)	Factor (dB/m)	Reading (dBuV)	Level (dBuV/m)	Limit (dBuV/m)	Margin (dB)	Det.	Height (cm)	Azimuth (deg)
1	1187.000	-28.74	79.47	50.73	74.00	-23.27	peak	100	18
2	1476.000	-28.84	76.81	47.97	74.00	-26.03	peak	100	225
3	2054.000	-25.70	77.24	51.54	74.00	-22.46	peak	200	153
4	2326.000	-25.67	75.70	50.03	74.00	-23.97	peak	200	2
5	3295.000	-23.94	75.60	51.66	74.00	-22.34	peak	200	59
6	4723.000	-20.87	67.29	46.42	74.00	-27.58	peak	200	221

Note: Measurement Level = Reading Level + Correct Factor



Test Mode :	Mode 14: Full system work signal from PC +HDMI 3-B for AS-42HA		
AC Power :	AC 120V/60HZ	Ant. Polarization:	Vertical
Temp :	25°C	Humidity :	52° C
Pressure(mbar) :	1002	Date:	2019/04/10

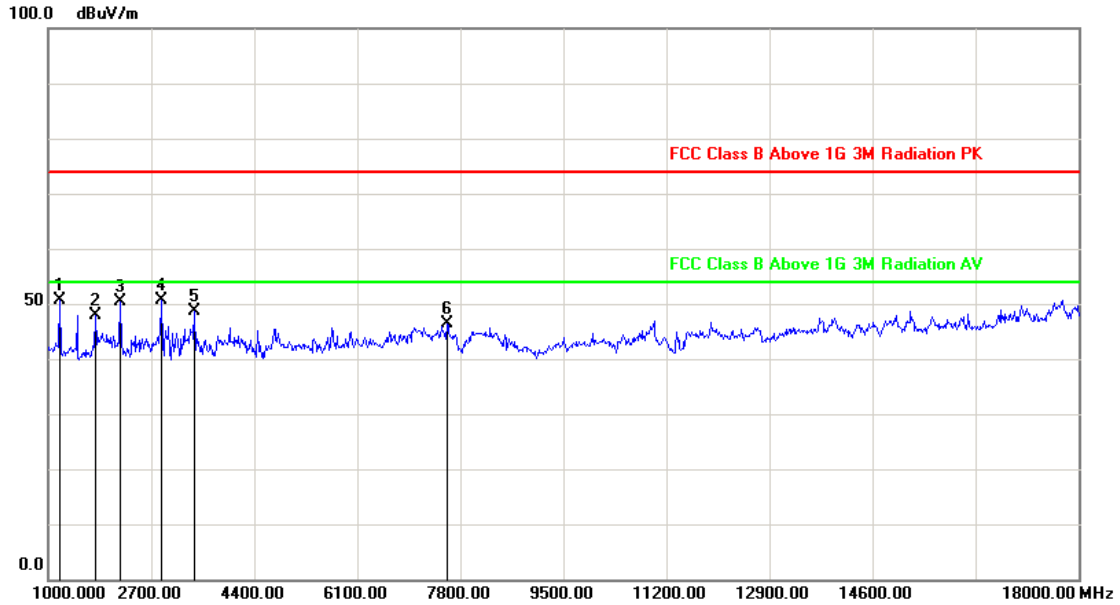


No.	Frequency (MHz)	Factor (dB/m)	Reading (dBuV)	Level (dBuV/m)	Limit (dBuV/m)	Margin (dB)	Det.	Height (cm)	Azimuth (deg)
1	1187.000	-28.74	77.70	48.96	74.00	-25.04	peak	100	16
2	2071.000	-25.69	76.18	50.49	74.00	-23.51	peak	200	22
3	3074.000	-24.96	75.86	50.90	74.00	-23.10	peak	200	187
4	3567.000	-22.70	71.46	48.76	74.00	-25.24	peak	200	9
5	4978.000	-20.31	67.39	47.08	74.00	-26.92	peak	200	254
6	6066.000	-16.66	64.91	48.25	74.00	-25.75	peak	200	167

Note: Measurement Level = Reading Level + Correct Factor



Test Mode :	Mode 15: Full system work signal from PC +HDMI 4-A for AS-42HA		
AC Power :	AC 120V/60HZ	Ant. Polarization:	Horizontal
Temp :	25°C	Humidity :	52° C
Pressure(mbar) :	1002	Date:	2019/04/10

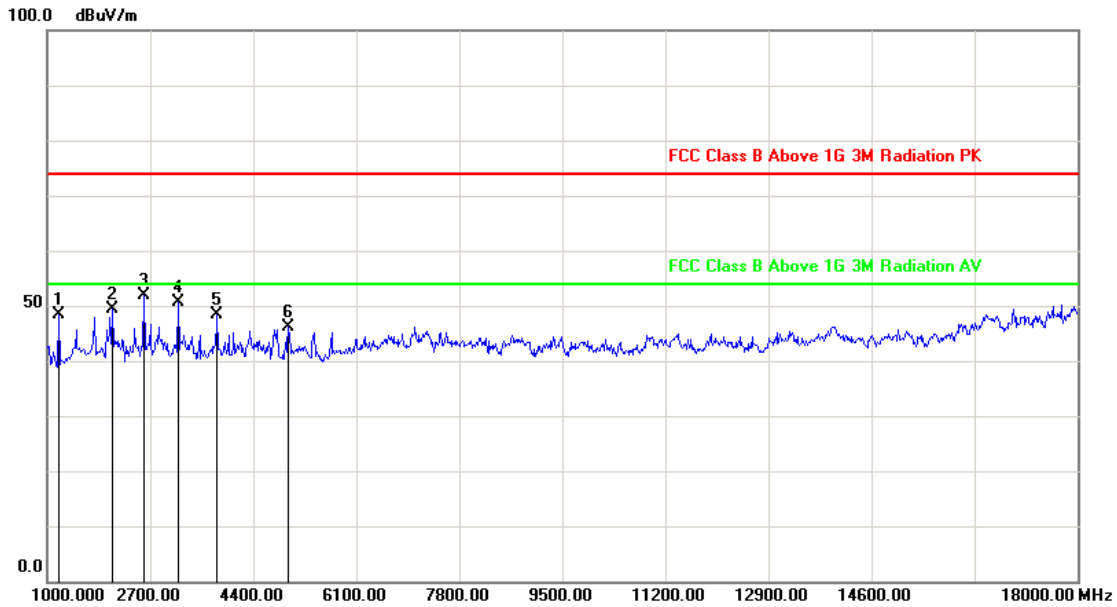


No.	Frequency (MHz)	Factor (dB/m)	Reading (dBuV)	Level (dBuV/m)	Limit (dBuV/m)	Margin (dB)	Det.	Height (cm)	Azimuth (deg)
1	1187.000	-28.74	79.47	50.73	74.00	-23.27	peak	100	1
2	1782.000	-27.07	74.86	47.79	74.00	-26.21	peak	100	26
3	2190.000	-25.68	76.09	50.41	74.00	-23.59	peak	200	187
4	2870.000	-25.39	76.06	50.67	74.00	-23.33	peak	200	63
5	3414.000	-23.40	71.93	48.53	74.00	-25.47	peak	200	225
6	7579.000	-13.69	60.11	46.42	74.00	-27.58	peak	200	154

Note: Measurement Level = Reading Level + Correct Factor



Test Mode :	Mode 15: Full system work signal from PC +HDMI 4-A for AS-42HA		
AC Power :	AC 120V/60HZ	Ant. Polarization:	Vertical
Temp :	25°C	Humidity :	52° C
Pressure(mbar) :	1002	Date:	2019/04/10

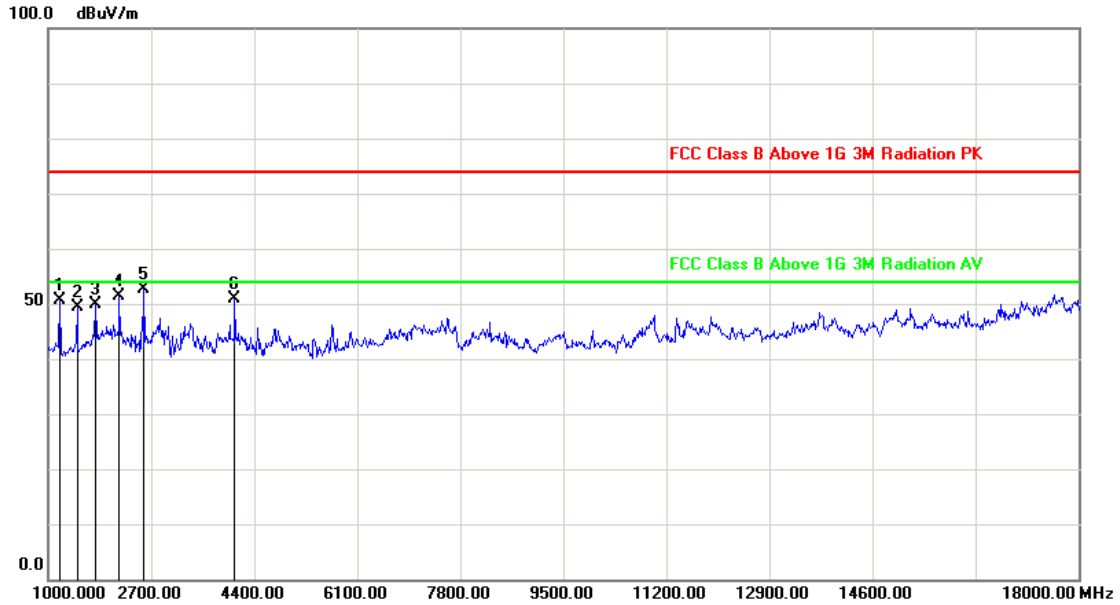


No.	Frequency (MHz)	Factor (dB/m)	Reading (dBuV)	Level (dBuV/m)	Limit (dBuV/m)	Margin (dB)	Det.	Height (cm)	Azimuth (deg)
1	1187.000	-28.74	77.20	48.46	74.00	-25.54	peak	100	169
2	2071.000	-25.69	75.18	49.49	74.00	-24.51	peak	100	24
3	2598.000	-25.59	77.45	51.86	74.00	-22.14	peak	200	164
4	3159.000	-24.57	75.23	50.66	74.00	-23.34	peak	200	8
5	3805.000	-21.64	70.01	48.37	74.00	-25.63	peak	200	63
6	4978.000	-20.31	66.39	46.08	74.00	-27.92	peak	200	186

Note: Measurement Level = Reading Level + Correct Factor



Test Mode :	Mode 16: Full system work signal from PC +HDMI 4-B for AS-42HA		
AC Power :	AC 120V/60HZ	Ant. Polarization:	Horizontal
Temp :	25°C	Humidity :	52° C
Pressure(mbar) :	1002	Date:	2019/04/10

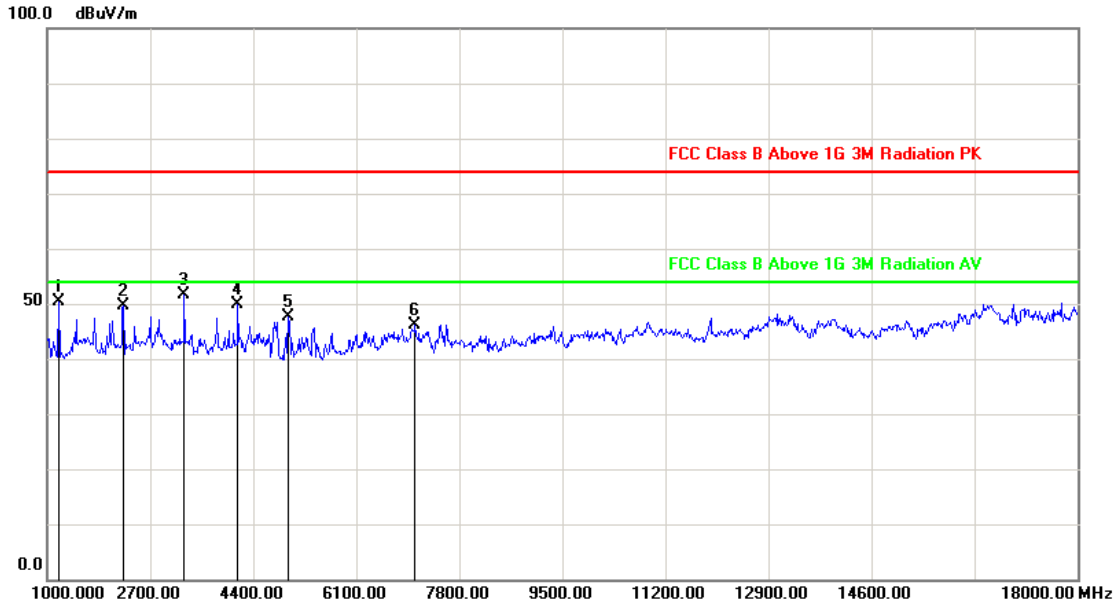


No.	Frequency (MHz)	Factor (dB/m)	Reading (dBuV)	Level (dBuV/m)	Limit (dBuV/m)	Margin (dB)	Det.	Height (cm)	Azimuth (deg)
1	1187.000	-28.74	79.47	50.73	74.00	-23.27	peak	100	168
2	1476.000	-28.84	78.31	49.47	74.00	-24.53	peak	100	5
3	1782.000	-27.07	76.86	49.79	74.00	-24.21	peak	200	164
4	2173.000	-25.69	76.98	51.29	74.00	-22.71	peak	200	2
5	2581.000	-25.60	78.16	52.56	74.00	-21.44	peak	200	55
6	4077.000	-20.86	71.69	50.83	74.00	-23.17	peak	200	189

Note: Measurement Level = Reading Level + Correct Factor



Test Mode :	Mode 16: Full system work signal from PC +HDMI 4-B for AS-42HA		
AC Power :	AC 120V/60HZ	Ant. Polarization:	Vertical
Temp :	25°C	Humidity :	52° C
Pressure(mbar) :	1002	Date:	2019/04/10



No.	Frequency (MHz)	Factor (dB/m)	Reading (dBuV)	Level (dBuV/m)	Limit (dBuV/m)	Margin (dB)	Det.	Height (cm)	Azimuth (deg)
1	1187.000	-28.74	79.20	50.46	74.00	-23.54	peak	100	168
2	2258.000	-25.68	75.42	49.74	74.00	-24.26	peak	100	5
3	3261.000	-24.10	75.68	51.58	74.00	-22.42	peak	200	164
4	4145.000	-20.94	70.89	49.95	74.00	-24.05	peak	200	225
5	4978.000	-20.31	67.89	47.58	74.00	-26.42	peak	200	187
6	7069.000	-14.21	60.31	46.10	74.00	-27.90	peak	200	9

Note: Measurement Level = Reading Level + Correct Factor

Vane Xta

Test engineer: _____