

1. Photographs of Conducted Emissions Test Configuration

Mode 1

Front view



Rear view



Side view




Mode 2

Front view



Rear view



Side view




2. Photographs of Radiated Emissions Test Configuration


For radiated emissions 30MHz~1GHz

Mode 1

Front view




Rear view




Mode 2

Front view




Rear view



For radiated emissions above 1GHz
Mode 2

Front view



Rear view



—————THE END—————