



FCC Test Report

FCC ID : ZQANC211
Equipment : Nest Cam Outdoor
Brand Name : Nest Labs
Model Name : A0033
Applicant : Nest Labs Inc.
3400 Hillview Ave, Palo Alto, CA 94304 USA
Manufacturer : Nest Labs Inc.
3400 Hillview Ave, Palo Alto, CA 94304 USA
Standard : 47 CFR FCC Part 15.407

The product was received on Sep. 21, 2018, and testing was started from Jan. 22, 2019 and completed on Mar. 04, 2019. We, SPORTON INTERNATIONAL INC. EMC & Wireless Communications Laboratory, would like to declare that the tested sample has been evaluated in accordance with the procedures given in ANSI C63.10-2013 and shown compliance with the applicable technical standards.

The report must not be used by the client to claim product certification, approval, or endorsement by TAF or any agency of government.

The test results in this report apply exclusively to the tested model / sample. Without written approval of SPORTON INTERNATIONAL INC. EMC & Wireless Communications Laboratory, the test report shall not be reproduced except in full.

Approved by: Allen Lin

SPORTON INTERNATIONAL INC. EMC & Wireless Communications Laboratory

No. 52, Huaya 1st Rd., Guishan Dist., Taoyuan City, Taiwan (R.O.C.)



Table of Contents

HISTORY OF THIS TEST REPORT3

SUMMARY OF TEST RESULT4

1 GENERAL DESCRIPTION5

1.1 Information.....5

1.2 Testing Applied Standards7

1.3 Testing Location Information7

1.4 Measurement Uncertainty7

2 TEST CONFIGURATION OF EUT.....8

2.1 Test Condition8

2.2 Test Channel Mode8

2.3 The Worst Case Measurement Configuration.....10

2.4 Accessories and Support Equipment11

2.5 Test Setup Diagram12

3 TRANSMITTER TEST RESULT14

3.1 AC Power-line Conducted Emissions14

3.2 Emission Bandwidth15

3.3 Maximum Conducted Output Power16

3.4 Peak Power Spectral Density.....18

3.5 Unwanted Emissions.....20

3.6 Test Equipment and Calibration Data24

APPENDIX A. TEST RESULTS OF AC POWER-LINE CONDUCTED EMISSIONS

APPENDIX B. TEST RESULTS OF EMISSION BANDWIDTH

APPENDIX C. TEST RESULTS OF MAXIMUM CONDUCTED OUTPUT POWER

APPENDIX D. TEST RESULTS OF PEAK POWER SPECTRAL DENSITY

APPENDIX E. TEST RESULTS OF UNWANTED EMISSIONS

APPENDIX F. TEST PHOTOS

PHOTOGRAPHS OF EUT V01

History of this test report

Report No.	Version	Description	Issued Date
FR720943-03AN	01	Initial issue of report	Feb. 21, 2019
FR720943-03AN	02	Revise typo	Mar. 05, 2019
FR720943-03AN	02	Modified Radiated Emissions below 30MHz	Mar. 13, 2019



Summary of Test Result

Report Clause	Ref. Std. Clause	Test Items	Result (PASS/FAIL)	Remark
1.1.2	15.203	Antenna Requirement	PASS	-
3.1	15.207	AC Power-line Conducted Emissions	PASS	-
3.2	15.407(a)	Emission Bandwidth	PASS	-
3.3	15.407(a)	Maximum Conducted Output Power	PASS	-
3.4	15.407(a)	Peak Power Spectral Density	PASS	-
3.5	15.407(b)	Unwanted Emissions	PASS	-

Declaration of Conformity:
The test results with all measurement uncertainty excluded are presented in accordance with the regulation limits or requirements declared by manufacturers.
Comments and explanations:
None

Reviewed by: Jackson Tsai

Report Producer: Ann Hou

1 General Description

1.1 Information

1.1.1 RF General Information

Frequency Range (MHz)	IEEE Std. 802.11	Ch. Frequency (MHz)	Channel Number
5150-5250	a, n (HT20)	5180-5240	36-48 [4]
5250-5350		5260-5320	52-64 [4]
5470-5725		5500-5700	100-140 [8]
5725-5850		5745-5825	149-165 [5]
5150-5250	n (HT40)	5190-5230	38-46 [2]
5250-5350		5270-5310	54-62 [2]
5470-5725		5510-5670	102-134 [3]
5725-5850		5755-5795	151-159 [2]

Band	Mode	BWch (MHz)	Nant
5.15-5.25GHz	802.11a	20	1TX
5.25-5.35GHz	802.11a	20	1TX
5.47-5.725GHz	802.11a	20	1TX
5.725-5.85GHz	802.11a	20	1TX
5.15-5.25GHz	802.11n HT20	20	1TX
5.25-5.35GHz	802.11n HT20	20	1TX
5.47-5.725GHz	802.11n HT20	20	1TX
5.725-5.85GHz	802.11n HT20	20	1TX
5.15-5.25GHz	802.11n HT40	40	1TX
5.25-5.35GHz	802.11n HT40	40	1TX
5.47-5.725GHz	802.11n HT40	40	1TX
5.725-5.85GHz	802.11n HT40	40	1TX

Note:

- ♦ 11a, HT20 and HT40 use a combination of OFDM-BPSK, QPSK, 16QAM, 64QAM modulation.
- ♦ BWch is the nominal channel bandwidth.

1.1.2 Antenna Information

Ant.	Port	Brand	Model Name	Antenna Type	Connector
1	1	-	-	PIFA	I-PEX



Ant.	Gain (dBi)		
	2.4G	5G	BT
1	0.84	2.45	0.84

Note 1: The EUT has one antenna.

For 2.4GHz function:

For IEEE 802.11 b/g/n mode (1TX/1RX)

Ant. 1 (port 1) could transmit/receive simultaneously.

For BT function:

For IEEE 802.15.1 Bluetooth mode (1TX/1RX)

Ant. 1 (port 1) could transmit/receive simultaneously.

For 5GHz function:

For IEEE 802.11 a mode (1TX/1RX)

Ant. 1 (port 1) could transmit/receive simultaneously.

1.1.3 EUT Information

Operational Condition				
EUT Power Type	From AC Adapter / Host System			
EUT Function	<input type="checkbox"/>	Outdoor	<input type="checkbox"/>	Indoor
	<input type="checkbox"/>	Fixed P2P	<input checked="" type="checkbox"/>	Client
Beamforming Function	<input type="checkbox"/>	With beamforming	<input checked="" type="checkbox"/>	Without beamforming
TPC Function	<input type="checkbox"/>	With TPC Function	<input checked="" type="checkbox"/>	Without TPC Function
Weather Band	<input type="checkbox"/>	With 5600~5650MHz	<input checked="" type="checkbox"/>	Without 5600~5650MHz
Type of EUT				
<input checked="" type="checkbox"/>	Stand-alone			
<input type="checkbox"/>	Combined (EUT where the radio part is fully integrated within another device)			
	Combined Equipment - Brand Name / Model No.: ...			
<input type="checkbox"/>	Plug-in radio (EUT intended for a variety of host systems)			
	Host System - Brand Name / Model No.: ...			
<input type="checkbox"/>	Other:			

1.1.4 Mode Test Duty Cycle

Mode	DC	DCF(dB)	T(s)	VBW(Hz) ≥ 1/T
802.11a	1	0	n/a (DC>=0.98)	n/a (DC>=0.98)
802.11n HT20	1	0	n/a (DC>=0.98)	n/a (DC>=0.98)
802.11n HT40	1	0	n/a (DC>=0.98)	n/a (DC>=0.98)

Note. If DC < 0.98, the DCF was added while measuring Output power and PSD.

1.2 Testing Applied Standards

According to the specifications of the manufacturer, the EUT must comply with the requirements of the following standards:

- ◆ 47 CFR FCC Part 15
- ◆ ANSI C63.10-2013
- ◆ KDB 789033 D02 v02r01

1.3 Testing Location Information

Testing Location				
<input checked="" type="checkbox"/>	HWA YA	ADD : No. 52, Huaya 1st Rd., Guishan Dist., Taoyuan City, Taiwan (R.O.C.)	TEL : 886-3-327-3456	FAX : 886-3-327-0973
Test site Designation No. TW1190 with FCC.				
<input type="checkbox"/>	JHUBEI	ADD : No.8, Ln. 724, Bo'ai St., Zhubei City, Hsinchu County, Taiwan (R.O.C.)	TEL : 886-3-656-9065	FAX : 886-3-656-9085
Test site Designation No. TW0006 with FCC.				

Test Condition	Test Site No.	Test Engineer	Test Environment	Test Date
AC Conduction	CO04-HY	Lego	21~22.5°C / 62~65%	23/Jan/2019
RF Conducted	TH06-HY	Streak	23~23.2°C / 62~66%	23/Jan/2019~ 29/Jan/2019
Radiated	03CH02-HY	Patrick	22.5~24.5°C / 53.7~56.5%	22/Jan/2019~ 02/Feb/2019
Radiated (9kHz~30MHz)	03CH02-HY	Patrick	23.2~25.1°C / 55.6~57.2%	04/Mar/2019

1.4 Measurement Uncertainty

ISO/IEC 17025 requires that an estimate of the measurement uncertainties associated with the emissions test results be included in the report. The measurement uncertainties given below are based on a 95% confidence level (based on a coverage factor (k=2))

Test Items	Uncertainty	Remark
Conducted Emission (150kHz ~ 30MHz)	3.54 dB	Confidence levels of 95%
Radiated Emission (9kHz ~ 30MHz)	1.6 dB	Confidence levels of 95%
Radiated Emission (30MHz ~ 1,000MHz)	4.3 dB	Confidence levels of 95%
Radiated Emission (1GHz ~ 18GHz)	3.9 dB	Confidence levels of 95%
Radiated Emission (18GHz ~ 40GHz)	3.5 dB	Confidence levels of 95%
Conducted Emission	1.3 dB	Confidence levels of 95%
Temperature	0.7 °C	Confidence levels of 95%
Humidity	4 %	Confidence levels of 95%



2 Test Configuration of EUT

2.1 Test Condition

Condition Item	Abbreviation/Remark	Remark
RF Conducted	Abbreviation	Remark
TnomVnom	Tnom	20°C
-	Vnom	5V

2.2 Test Channel Mode

Test Software	CMD
---------------	-----

Mode	Power Setting
802.11a_Nss1,(6Mbps)_1TX	-
5180MHz	20
5200MHz	20
5240MHz	20
5260MHz	20
5300MHz	20
5320MHz	20
5500MHz	20
5580MHz	20
5700MHz	20
5745MHz	20
5785MHz	20
5825MHz	20
802.11n HT20_Nss1,(MCS0)_1TX	-
5180MHz	20
5200MHz	20
5240MHz	20
5260MHz	20
5300MHz	20
5320MHz	20
5500MHz	20
5580MHz	20
5700MHz	20






Mode	Power Setting
5745MHz	20
5785MHz	20
5825MHz	20
802.11n HT40_Nss1,(MCS0)_1TX	-
5190MHz	20
5230MHz	20
5270MHz	20
5310MHz	20
5510MHz	14
5550MHz	20
5670MHz	20
5755MHz	20
5795MHz	20

2.3 The Worst Case Measurement Configuration

The Worst Case Mode for Following Conformance Tests	
Tests Item	AC power-line conducted emissions
Condition	AC power-line conducted measurement for line and neutral
Operating Mode	CTX
1	Adapter mode
2	USB mode

The Worst Case Mode for Following Conformance Tests	
Tests Item	Emission Bandwidth Maximum Conducted Output Power Peak Power Spectral Density
Test Condition	Conducted measurement at transmit chains

The Worst Case Mode for Following Conformance Tests			
Tests Item	Unwanted Emissions		
Test Condition	Radiated measurement If EUT consist of multiple antenna assembly (multiple antenna are used in EUT regardless of spatial multiplexing MIMO configuration), the radiated test should be performed with highest antenna gain of each antenna type.		
Operating Mode < 1GHz	CTX		
1	Adapter mode		
2	USB mode		
Operating Mode > 1GHz	CTX		
Orthogonal Planes of EUT	X Plane	Y Plane	Z Plane
			
Worst Planes of EUT			V



2.4 Accessories and Support Equipment

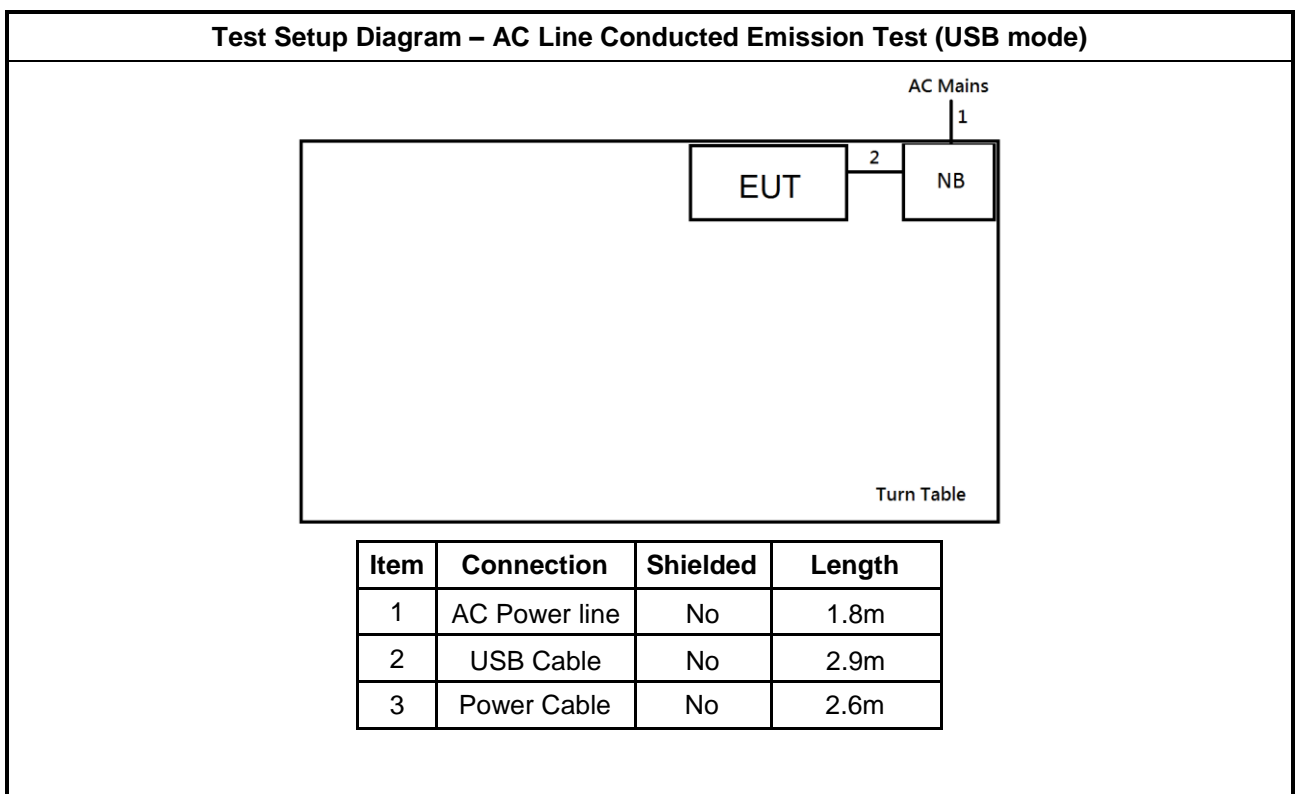
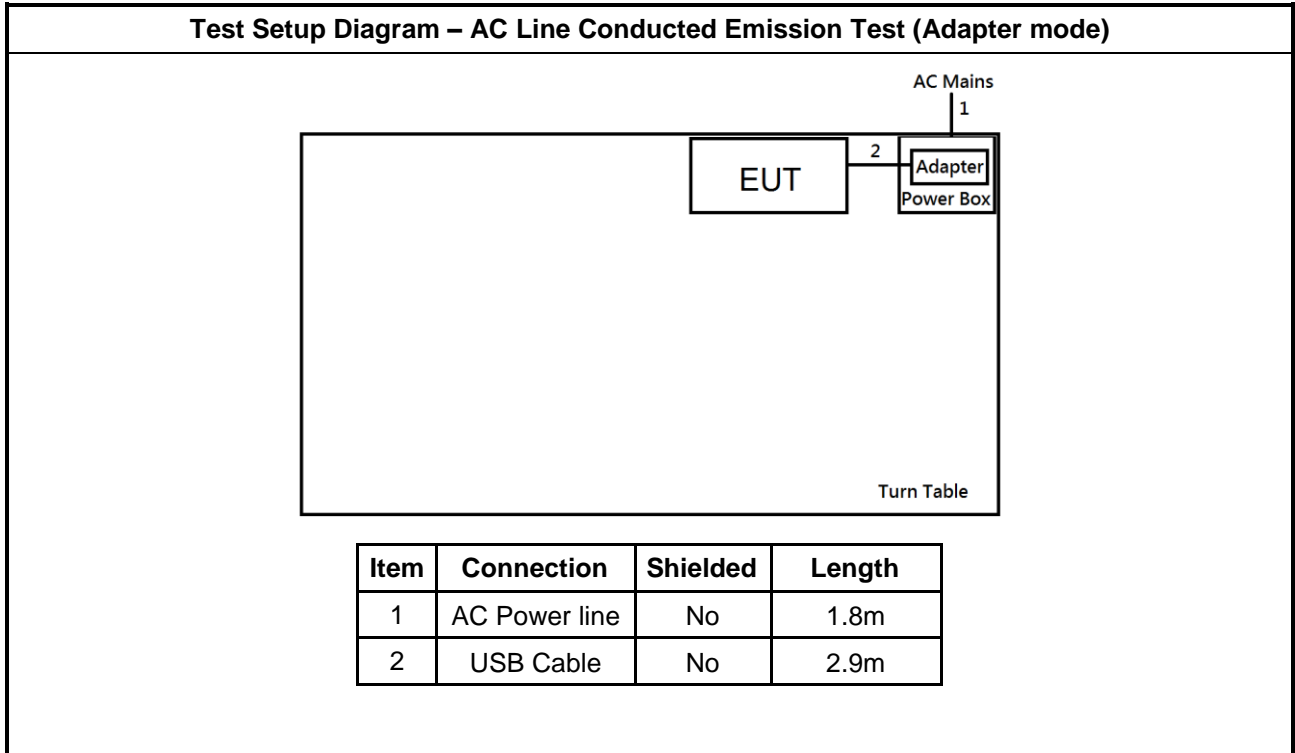
Accessories				
AC Adapter	Brand Name	I.T.E	Model Name	A0038
	Power Rating	I/P: 100- 240 Vac, 0.35 A, O/P: 5 Vdc, 1.4 A		
	Power Cord	4.4 meter, non-shielded cable, w/o ferrite core		

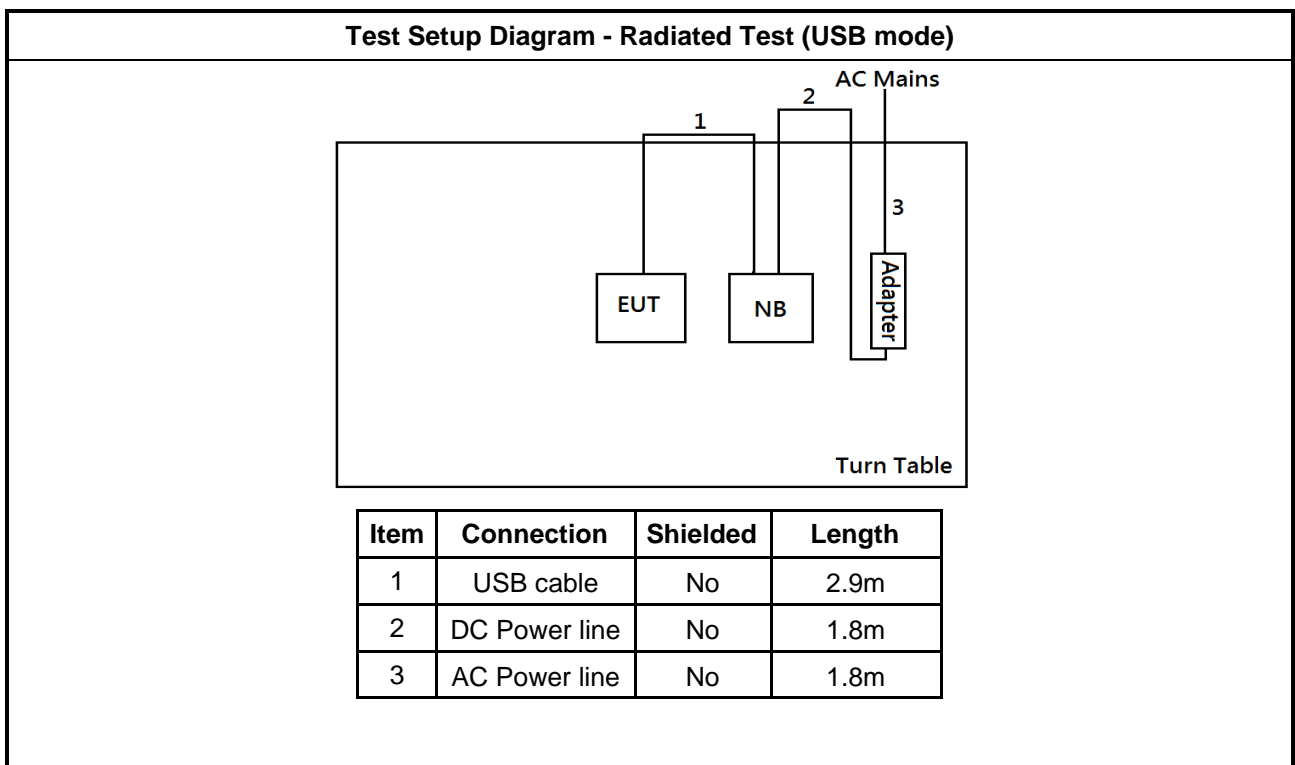
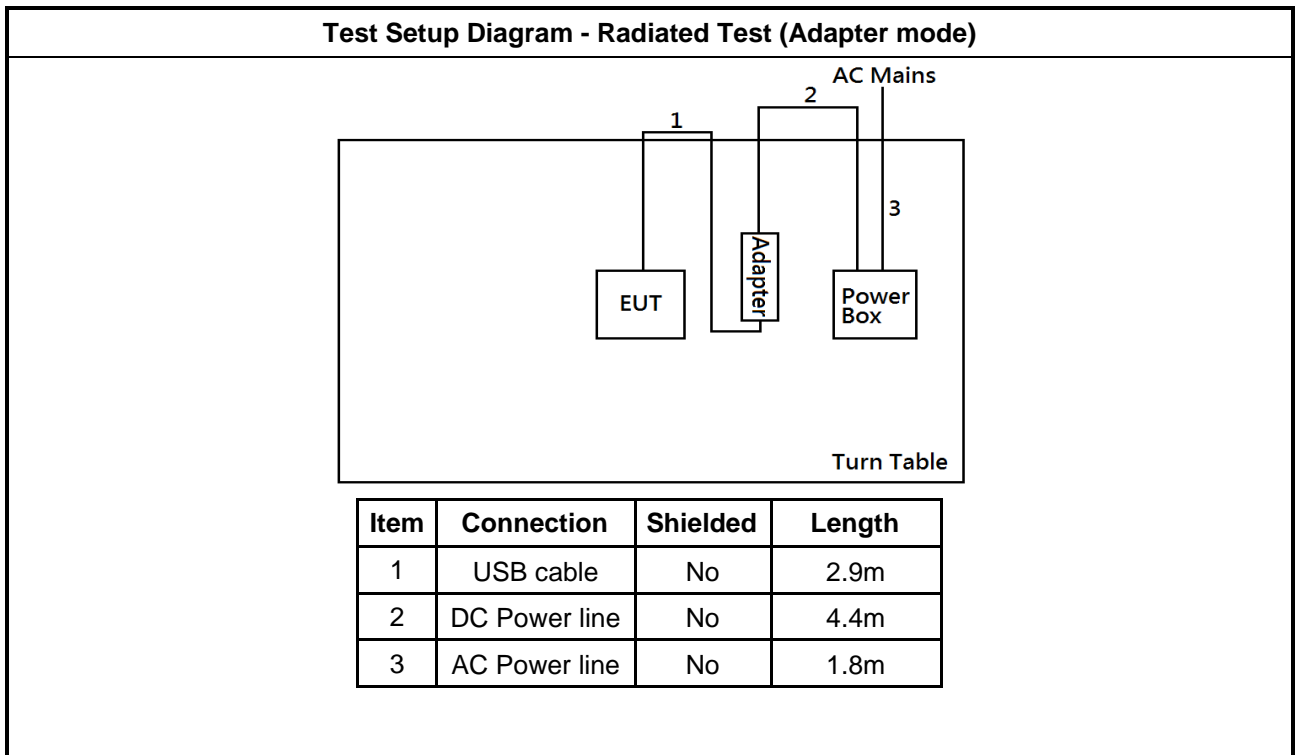
Reminder: Regarding to more detail and other information, please refer to user manual.

Support Equipment - RF Conducted				
No.	Equipment	Brand Name	Model Name	FCC ID
1	Notebook	DELL	E5410	DoC
2	Adapter for Notebook	DELL	HA65NM130	DoC

Support Equipment - Radiated Emission				
No.	Equipment	Brand Name	Model Name	FCC ID
1	Notebook	DELL	PP13S	DoC
2	Adapter for Notebook	DELL	LA90PM111	DoC

2.5 Test Setup Diagram





3 Transmitter Test Result

3.1 AC Power-line Conducted Emissions

3.1.1 AC Power-line Conducted Emissions Limit

AC Power-line Conducted Emissions Limit		
Frequency Emission (MHz)	Quasi-Peak	Average
0.15-0.5	66 - 56 *	56 - 46 *
0.5-5	56	46
5-30	60	50

Note 1: * Decreases with the logarithm of the frequency.

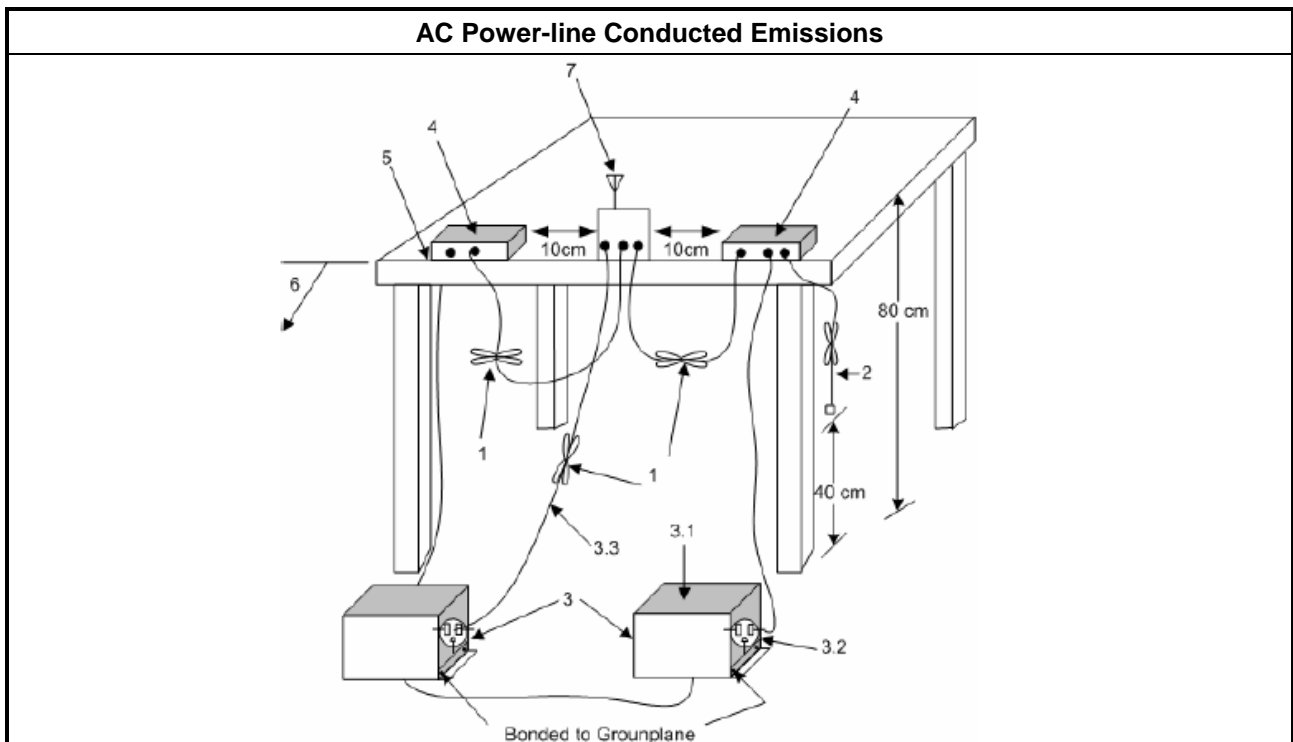
3.1.2 Measuring Instruments

Refer a test equipment and calibration data table in this test report.

3.1.3 Test Procedures

Test Method
<input checked="" type="checkbox"/> Refer as ANSI C63.10-2013, clause 6.2 for AC power-line conducted emissions.

3.1.4 Test Setup



3.1.5 Test Result of AC Power-line Conducted Emissions

Refer as Appendix A

3.2 Emission Bandwidth

3.2.1 Emission Bandwidth Limit

Emission Bandwidth Limit	
UNII Devices	
<input checked="" type="checkbox"/>	For the 5.15-5.25 GHz band, N/A
<input checked="" type="checkbox"/>	For the 5.25-5.35 GHz band, N/A
<input checked="" type="checkbox"/>	For the 5.47-5.725 GHz band, N/A
<input checked="" type="checkbox"/>	For the 5.725-5.85 GHz band, 6 dB emission bandwidth \geq 500kHz.

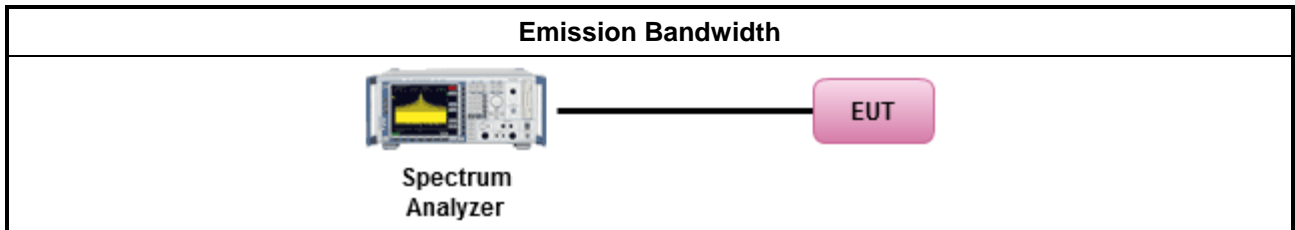
3.2.2 Measuring Instruments

Refer a test equipment and calibration data table in this test report.

3.2.3 Test Procedures

Test Method	
<ul style="list-style-type: none"> ▪ For the emission bandwidth shall be measured using one of the options below: 	
<input checked="" type="checkbox"/>	Refer as KDB 789033, clause C for EBW and clause D for OBW measurement.
<input type="checkbox"/>	Refer as ANSI C63.10, clause 6.9.3 for occupied bandwidth testing.
<input type="checkbox"/>	Refer as IC RSS-Gen, clause 6.7 for bandwidth testing.

3.2.4 Test Setup



3.2.5 Test Result of Emission Bandwidth

Refer as Appendix B

3.3 Maximum Conducted Output Power

3.3.1 Maximum Conducted Output Power Limit

Maximum Conducted Output Power Limit	
UNII Devices	
<input checked="" type="checkbox"/> For the 5.15-5.25 GHz band:	
	<ul style="list-style-type: none"> ▪ Outdoor AP: the maximum conducted output power (P_{Out}) shall not exceed the lesser of 1 W. If $G_{TX} > 6$ dBi, then $P_{Out} = 30 - (G_{TX} - 6)$. e.i.r.p. at any elevation angle above 30 degrees $\leq 125mW$ [21dBm] ▪ Indoor AP: the maximum conducted output power (P_{Out}) shall not exceed the lesser of 1 W. If $G_{TX} > 6$ dBi, then $P_{Out} = 30 - (G_{TX} - 6)$ ▪ Point-to-point AP: the maximum conducted output power (P_{Out}) shall not exceed the lesser of 1 W. If $G_{TX} > 23$ dBi, then $P_{Out} = 30 - (G_{TX} - 23)$. ▪ Mobile or Portable Client: the maximum conducted output power (P_{Out}) shall not exceed the lesser of 250 mW. If $G_{TX} > 6$ dBi, then $P_{Out} = 24 - (G_{TX} - 6)$.
<input checked="" type="checkbox"/> For the 5.25-5.35 GHz band, the maximum conducted output power (P_{Out}) shall not exceed the lesser of 250 mW or $11 \text{ dBm} + 10 \log B$, where B is the 26 dB emission bandwidth in MHz. If $G_{TX} > 6$ dBi, then $P_{Out} = 24 - (G_{TX} - 6)$.	
<input checked="" type="checkbox"/> For the 5.47-5.725 GHz band, the maximum conducted output power (P_{Out}) shall not exceed the lesser of 250 mW or $11 \text{ dBm} + 10 \log B$, where B is the 26 dB emission bandwidth in MHz. If $G_{TX} > 6$ dBi, then $P_{Out} = 24 - (G_{TX} - 6)$.	
<input checked="" type="checkbox"/> For the 5.725-5.85 GHz band:	
	<ul style="list-style-type: none"> ▪ Point-to-multipoint systems (P2M): the maximum conducted output power (P_{Out}) shall not exceed the lesser of 1 W. If $G_{TX} > 6$ dBi, then $P_{Out} = 30 - (G_{TX} - 6)$. ▪ Point-to-point systems (P2P): the maximum conducted output power (P_{Out}) shall not exceed the lesser of 1 W.
P_{Out} = maximum conducted output power in dBm, G_{TX} = the maximum transmitting antenna directional gain in dBi.	

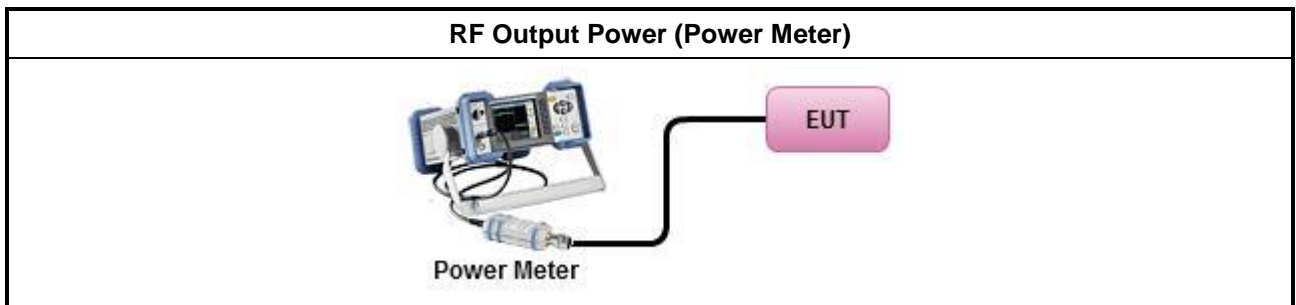
3.3.2 Measuring Instruments

Refer a test equipment and calibration data table in this test report.

3.3.3 Test Procedures

Test Method	
<ul style="list-style-type: none"> Maximum Conducted Output Power 	
	Duty cycle $\geq 98\%$
<input type="checkbox"/>	Refer as KDB 789033, clause E Method SA-2 (spectral trace averaging).
	Duty cycle $< 98\%$
<input type="checkbox"/>	Refer as KDB 789033, clause E Method SA-2 Alt. (RMS detection with slow sweep speed)
	Wideband RF power meter and average over on/off periods with duty factor
<input checked="" type="checkbox"/>	Refer as KDB 789033, clause E Method PM (using an RF average power meter).
<ul style="list-style-type: none"> For conducted measurement. 	
	<ul style="list-style-type: none"> If the EUT supports multiple transmit chains using options given below: Refer as KDB 662911, In-band power measurements. Using the measure-and-sum approach, measured all transmit ports individually. Sum the power (in linear power units e.g., mW) of all ports for each individual sample and save them.
	<ul style="list-style-type: none"> If multiple transmit chains, EIRP calculation could be following as methods: $P_{total} = P_1 + P_2 + \dots + P_n$ (calculated in linear unit [mW] and transfer to log unit [dBm]) $EIRP_{total} = P_{total} + DG$

3.3.4 Test Setup



3.3.5 Test Result of Maximum Conducted Output Power

Refer as Appendix C

3.4 Peak Power Spectral Density

3.4.1 Peak Power Spectral Density Limit

Peak Power Spectral Density Limit	
UNII Devices	
<input checked="" type="checkbox"/> For the 5.15-5.25 GHz band:	
<input type="checkbox"/>	<ul style="list-style-type: none"> ▪ Outdoor AP: the peak power spectral density (PPSD) shall not exceed the lesser of 17dBm/MHz. If $G_{TX} > 6$ dBi, then $P_{Out} = 17 - (G_{TX} - 6)$. ▪ Indoor AP: the peak power spectral density (PPSD) shall not exceed the lesser of 17dBm/MHz. If $G_{TX} > 6$ dBi, then $P_{Out} = 17 - (G_{TX} - 6)$. ▪ Point-to-point AP: the peak power spectral density (PPSD) shall not exceed the lesser of 17dBm/MHz. If $G_{TX} > 23$ dBi, then $P_{Out} = 17 - (G_{TX} - 23)$. ▪ Mobile or Portable Client: the peak power spectral density (PPSD) ≤ 11 dBm/MHz. If $G_{TX} > 6$ dBi, then $PPSD = 11 - (G_{TX} - 6)$.
<input checked="" type="checkbox"/> For the 5.25-5.35 GHz band, the peak power spectral density (PPSD) ≤ 11 dBm/MHz. If $G_{TX} > 6$ dBi, then $PPSD = 11 - (G_{TX} - 6)$.	
<input checked="" type="checkbox"/> For the 5.47-5.725 GHz band, the peak power spectral density (PPSD) ≤ 11 dBm/MHz. If $G_{TX} > 6$ dBi, then $PPSD = 11 - (G_{TX} - 6)$.	
<input checked="" type="checkbox"/> For the 5.725-5.85 GHz band:	
<input type="checkbox"/>	<ul style="list-style-type: none"> ▪ Point-to-multipoint systems (P2M): the peak power spectral density (PPSD) ≤ 30 dBm/500kHz. If $G_{TX} > 6$ dBi, then $PPSD = 30 - (G_{TX} - 6)$. ▪ Point-to-point systems (P2P): the peak power spectral density (PPSD) ≤ 30 dBm/500kHz.
<p>PPSD = peak power spectral density that he same method as used to determine the conducted output power shall be used to determine the power spectral density. And power spectral density in dBm/MHz</p> <p>G_{TX} = the maximum transmitting antenna directional gain in dBi.</p>	

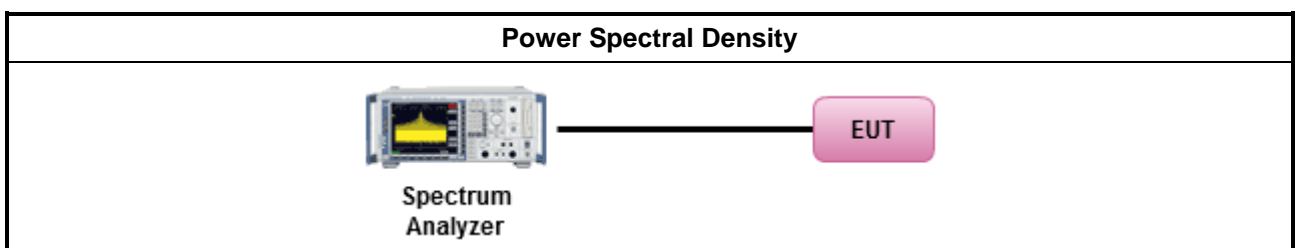
3.4.2 Measuring Instruments

Refer a test equipment and calibration data table in this test report.

3.4.3 Test Procedures

Test Method	
<ul style="list-style-type: none"> ▪ Peak power spectral density procedures that the same method as used to determine the conducted output power shall be used to determine the peak power spectral density and use the peak search function on the spectrum analyzer to find the peak of the spectrum. For the peak power spectral density shall be measured using below options: 	
<input type="checkbox"/>	Refer as KDB 789033, F)5) power spectral density can be measured using resolution bandwidths < 1 MHz provided that the results are integrated over 1 MHz bandwidth
Duty cycle ≥ 98%	
<input checked="" type="checkbox"/>	Refer as KDB 789033, clause E Method SA-2 (spectral trace averaging).
Duty cycle < 98%	
<input type="checkbox"/>	Refer as KDB 789033, clause E Method SA-2 Alt. (RMS detection with slow sweep speed)
<ul style="list-style-type: none"> ▪ For conducted measurement. 	
<ul style="list-style-type: none"> ▪ If the EUT supports multiple transmit chains using options given below: 	
	<ul style="list-style-type: none"> ▪ Measure and sum the spectra across the outputs. Refer as KDB 662911, In-band power spectral density (PSD). Sample all transmit ports simultaneously using a spectrum analyzer for each transmit port. Where the trace bin-by-bin of each transmit port summing can be performed. (i.e., in the first spectral bin of output 1 is summed with that in the first spectral bin of output 2 and that from the first spectral bin of output 3, and so on up to the NTX output to obtain the value for the first frequency bin of the summed spectrum.). Add up the amplitude (power) values for the different transmit chains and use this as the new data trace.
	<ul style="list-style-type: none"> ▪ If multiple transmit chains, EIRP PPSD calculation could be following as methods: $PPSD_{total} = PPSD_1 + PPSD_2 + \dots + PPSD_n$ (calculated in linear unit [mW] and transfer to log unit [dBm]) $EIRP_{total} = PPSD_{total} + DG$

3.4.4 Test Setup



3.4.5 Test Result of Peak Power Spectral Density

Refer as Appendix D

3.5 Unwanted Emissions

3.5.1 Transmitter Radiated Unwanted Emissions Limit

Unwanted emissions below 1 GHz and restricted band emissions above 1GHz limit			
Frequency Range (MHz)	Field Strength (uV/m)	Field Strength (dBuV/m)	Measure Distance (m)
0.009~0.490	2400/F(kHz)	48.5 - 13.8	300
0.490~1.705	24000/F(kHz)	33.8 - 23	30
1.705~30.0	30	29	30
30~88	100	40	3
88~216	150	43.5	3
216~960	200	46	3
Above 960	500	54	3

Note 1: Test distance for frequencies at or above 30 MHz, measurements may be performed at a distance other than the limit distance provided they are not performed in the near field and the emissions to be measured can be detected by the measurement equipment. When performing measurements at a distance other than that specified, the results shall be extrapolated to the specified distance using an extrapolation factor of 20 dB/decade (inverse of linear distance for field-strength measurements, inverse of linear distance-squared for power-density measurements).

Note 2: Test distance for frequencies at below 30 MHz, measurements may be performed at a distance closer than the EUT limit distance; however, an attempt should be made to avoid making measurements in the near field. When performing measurements below 30 MHz at a closer distance than the limit distance, the results shall be extrapolated to the specified distance by either making measurements at a minimum of two or more distances on at least one radial to determine the proper extrapolation factor or by using the square of an inverse linear distance extrapolation factor (40 dB/decade). The test report shall specify the extrapolation method used to determine compliance of the EUT.

Note 3: Using the distance of 1m during the test for above 18 GHz, and the test value to correct for the distance factor at 3m.

Un-restricted band emissions above 1GHz Limit	
Operating Band	Limit
5.15 - 5.25 GHz	e.i.r.p. -27 dBm [68.2 dBuV/m@3m]
5.25 - 5.35 GHz	e.i.r.p. -27 dBm [68.2 dBuV/m@3m]
5.47 - 5.725 GHz	e.i.r.p. -27 dBm [68.2 dBuV/m@3m]
5.725 - 5.85 GHz	5.650-5700 GHz: e.i.r.p. -27 ~ 10 dBm [68.2 ~ 105.2 dBuV/m@3m] 5.700-5720 GHz: e.i.r.p. 10 ~ 15.6 dBm [105.2 ~ 110.8 dBuV/m@3m] 5.720-5725 GHz: e.i.r.p. 15.6 ~ 27 dBm [110.8 ~ 122.2 dBuV/m@3m] 5.850-5.855 GHz: e.i.r.p. 27 ~ 15.6 dBm [122.2 ~ 110.8 dBuV/m@3m] 5.855-5.875 GHz: e.i.r.p. 15.6 ~ 10 dBm [110.8 ~ 105.2 dBuV/m@3m] 5.875-5.925 GHz: e.i.r.p. 10 ~ -27 dBm [105.2 ~ 68.2dBuV/m@3m] Other un-restricted band: e.i.r.p. -27 dBm [68.2 dBuV/m@3m]

Note 1: Measurements may be performed at a distance other than the limit distance provided they are not performed in the near field and the emissions to be measured can be detected by the measurement equipment. When performing measurements at a distance other than that specified, the results shall be extrapolated to the specified distance using an extrapolation factor of 20 dB/decade (inverse of linear distance for field-strength measurements, inverse of linear distance-squared for power-density measurements).

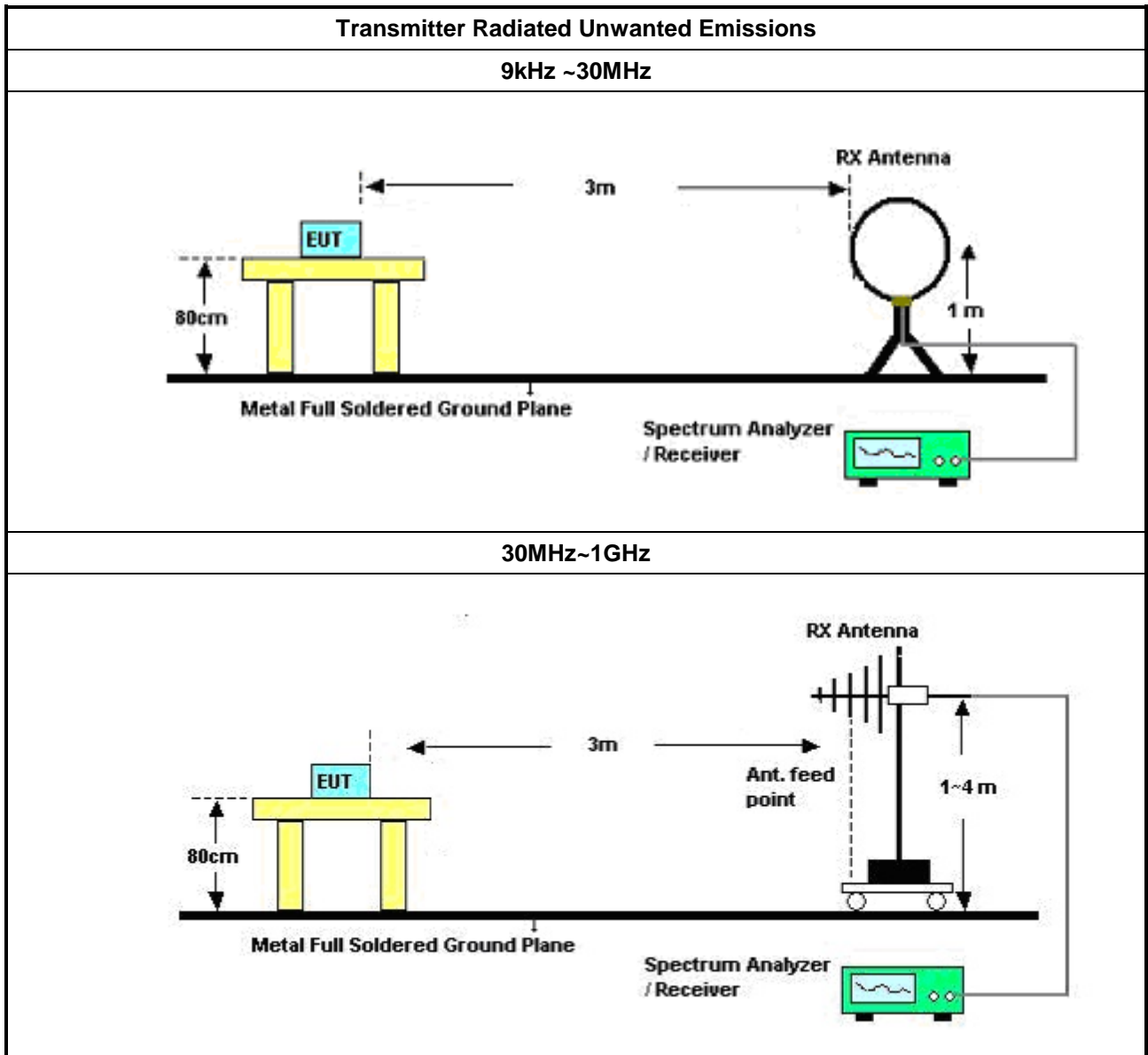
3.5.2 Measuring Instruments

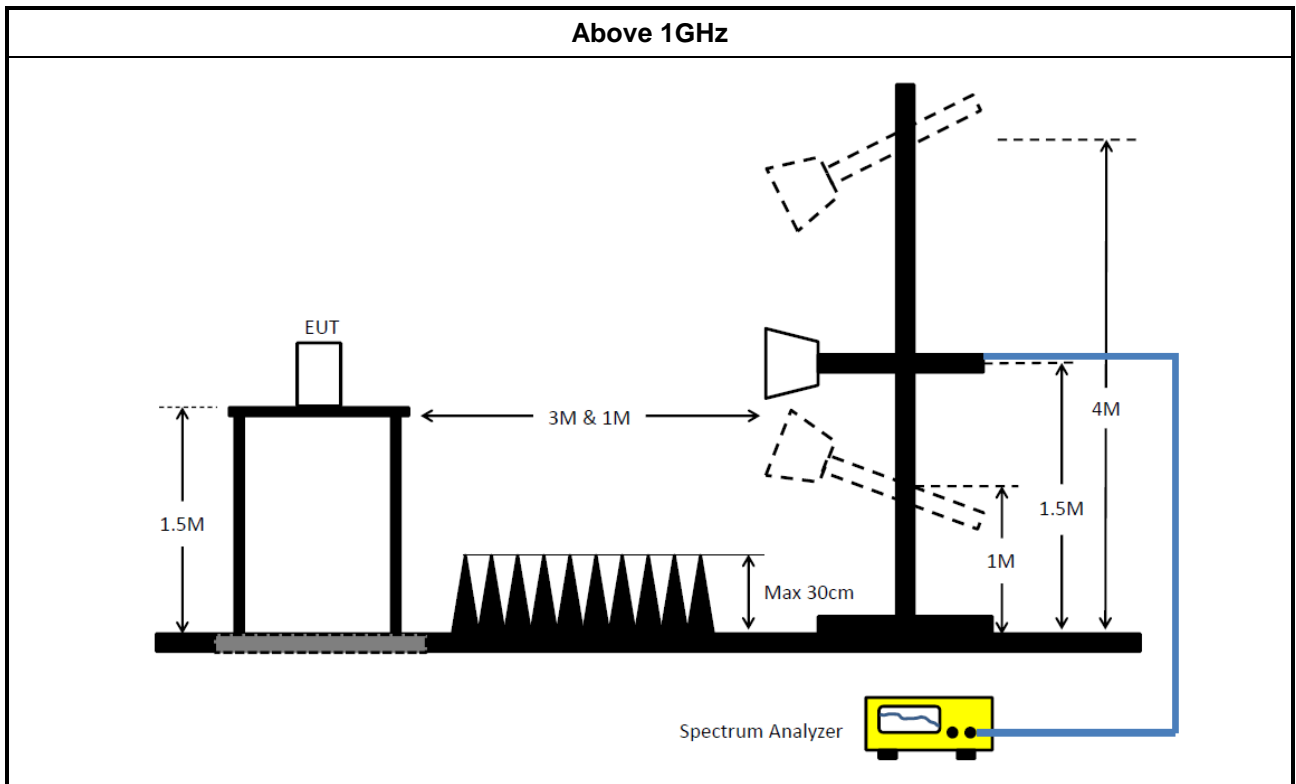
Refer a test equipment and calibration data table in this test report.

3.5.3 Test Procedures

Test Method							
<ul style="list-style-type: none"> ▪ Measurements may be performed at a distance other than the limit distance provided they are not performed in the near field and the emissions to be measured can be detected by the measurement equipment. Measurements shall not be performed at a distance greater than 30 m for frequencies above 30 MHz, unless it can be further demonstrated that measurements at a distance of 30 m or less are impractical. When performing measurements at a distance other than that specified, the results shall be extrapolated to the specified distance using an extrapolation factor of 20 dB/decade (inverse of linear distance for field-strength measurements, inverse of linear distance-squared for power-density measurements). 							
<ul style="list-style-type: none"> ▪ The average emission levels shall be measured in [duty cycle \geq 98 or duty factor]. 							
<ul style="list-style-type: none"> ▪ For the transmitter unwanted emissions shall be measured using following options below: <table border="1" style="width: 100%; border-collapse: collapse;"> <tr> <td style="width: 20px;"></td> <td> <ul style="list-style-type: none"> ▪ Refer as KDB 789033, clause G)2) for unwanted emissions into non-restricted bands. ▪ Refer as KDB 789033, clause G)1) for unwanted emissions into restricted bands. </td> </tr> <tr> <td style="text-align: center;"><input checked="" type="checkbox"/></td> <td>Refer as KDB 789033, G)6) Method VB (ANSI C63.10, clause 4.1.4.2.3), Reduced VBW.</td> </tr> <tr> <td style="text-align: center;"><input checked="" type="checkbox"/></td> <td>Refer as KDB 789033, clause G)5) (ANSI C63.10, clause 4.1.4.2.2), measurement procedure peak limit.</td> </tr> </table> 			<ul style="list-style-type: none"> ▪ Refer as KDB 789033, clause G)2) for unwanted emissions into non-restricted bands. ▪ Refer as KDB 789033, clause G)1) for unwanted emissions into restricted bands. 	<input checked="" type="checkbox"/>	Refer as KDB 789033, G)6) Method VB (ANSI C63.10, clause 4.1.4.2.3), Reduced VBW.	<input checked="" type="checkbox"/>	Refer as KDB 789033, clause G)5) (ANSI C63.10, clause 4.1.4.2.2), measurement procedure peak limit.
	<ul style="list-style-type: none"> ▪ Refer as KDB 789033, clause G)2) for unwanted emissions into non-restricted bands. ▪ Refer as KDB 789033, clause G)1) for unwanted emissions into restricted bands. 						
<input checked="" type="checkbox"/>	Refer as KDB 789033, G)6) Method VB (ANSI C63.10, clause 4.1.4.2.3), Reduced VBW.						
<input checked="" type="checkbox"/>	Refer as KDB 789033, clause G)5) (ANSI C63.10, clause 4.1.4.2.2), measurement procedure peak limit.						
<ul style="list-style-type: none"> ▪ For radiated measurement. <table border="1" style="width: 100%; border-collapse: collapse;"> <tr> <td style="width: 20px;"></td> <td> <ul style="list-style-type: none"> ▪ Refer as ANSI C63.10, clause 6.4 for radiated emissions below 30 MHz and test distance is 3m. ▪ Refer as ANSI C63.10, clause 6.5 for radiated emissions 30 MHz to 1 GHz and test distance is 3m. ▪ Refer as ANSI C63.10, clause 6.6 for radiated emissions above 1GHz. </td> </tr> </table> 			<ul style="list-style-type: none"> ▪ Refer as ANSI C63.10, clause 6.4 for radiated emissions below 30 MHz and test distance is 3m. ▪ Refer as ANSI C63.10, clause 6.5 for radiated emissions 30 MHz to 1 GHz and test distance is 3m. ▪ Refer as ANSI C63.10, clause 6.6 for radiated emissions above 1GHz. 				
	<ul style="list-style-type: none"> ▪ Refer as ANSI C63.10, clause 6.4 for radiated emissions below 30 MHz and test distance is 3m. ▪ Refer as ANSI C63.10, clause 6.5 for radiated emissions 30 MHz to 1 GHz and test distance is 3m. ▪ Refer as ANSI C63.10, clause 6.6 for radiated emissions above 1GHz. 						
<ul style="list-style-type: none"> ▪ The any unwanted emissions level shall not exceed the fundamental emission level. 							
<ul style="list-style-type: none"> ▪ All amplitude of spurious emissions that are attenuated by more than 20 dB below the permissible value has no need to be reported. 							

3.5.4 Test Setup





3.5.5 Transmitter Unwanted Emissions (Below 30MHz)

The amplitude of spurious emissions which are attenuated by more than 20dB below the permissible value has no need to be reported.

3.5.6 Test Result of Transmitter Unwanted Emissions

Refer as Appendix E

3.6 Test Equipment and Calibration Data

Instrument for AC Conduction

Instrument	Manufacturer	Model No.	Serial No.	Spec.	Calibration Date	Calibration Due Date
EMC Receiver	R&S	ESR	102051	9KHz ~ 3.6GHz	03/May/2018	02/May/2019
LISN	R&S	ENV216	101295	9kHz ~ 30MHz	08/Nov/2018	07/Nov/2019
RF Cable-CON	MTJ	RG142	CB002-CO	9kHz ~ 200MHz	17/Sep/2018	16/Sep/2019
AC POWER	APC	AFC-11005G	F310050055	47Hz~63Hz 5~300V	NCR	NCR
Impuls Begrenzer Pulse Limiter	SCHWARZBECK	VTSD 9561-F	9561-F041	9 kHz ~ 30 MHz	12/Oct/2018	11/Oct/2019

NCR : Non-Calibration Require

Instrument for Radiated Test

Instrument	Manufacturer	Model No.	Serial No.	Spec.	Calibration Date	Calibration Due Date
3m Semi Anechoic Chamber	SIDT FRANKONIA	SAC-3M	03CH02-HY	30MHz ~ 1GHz 3m	25/Oct/2018	24/Oct/2019
3m Semi Anechoic Chamber	SIDT FRANKONIA	SAC-3M	03CH02-HY	1GHz ~ 18GHz 3m	25/Oct/2018	24/Oct/2019
Amplifier	Agilent	8447D	2944A11149	100kHz ~ 1.3GHz	27Jul/2018	02/Jul/2019
Microwave Preamplifier	Agilent	8449B	3008A02373	1GHz ~ 26.5GHz	23/Oct/2018	22/Oct/2019
Signal Analyzer	R&S	FSV40	101500	10Hz ~ 40GHz	18/Jul/2018	17/Jul/2019
EMI Test Receiver	R&S	ESR3	102052	9kHz ~ 3.6GHz	10/Apr/2018	09/Apr/2019
RF Cable-R03m	Jye Bao	RG142	CB017	9kHz ~ 1GHz	18/Jan/2019	17/Jan/2020
RF Cable-high	SUHNER	SUCOFLEX104	MY34918/4	1GHz ~ 40GHz	18/Jan/2019	17/Jan/2020
Bilog Antenna	SCHAFFNER	CBL 6112B	2723	30MHz ~ 1GHz	13/Oct/2018	12/Oct/2019
Loop Antenna	TESEQ	HLA 6120	31244	9k-30MHz	29/Mar/2018	28/Mar/2019
Broadband Horn Antenna	SCHWARZBECK	BBHA 9170	BBHA 9170221	15GHz ~ 40GHz	12/Mar/2018	11/Mar/2019
Double Ridged Guide Horn Antenna	SCHWARZBECK	BBHA 9120 D	BBHA 9120 D 01543	1GHz ~ 18GHz	11/May/2018	10/May/2019

Instrument for Conducted Test

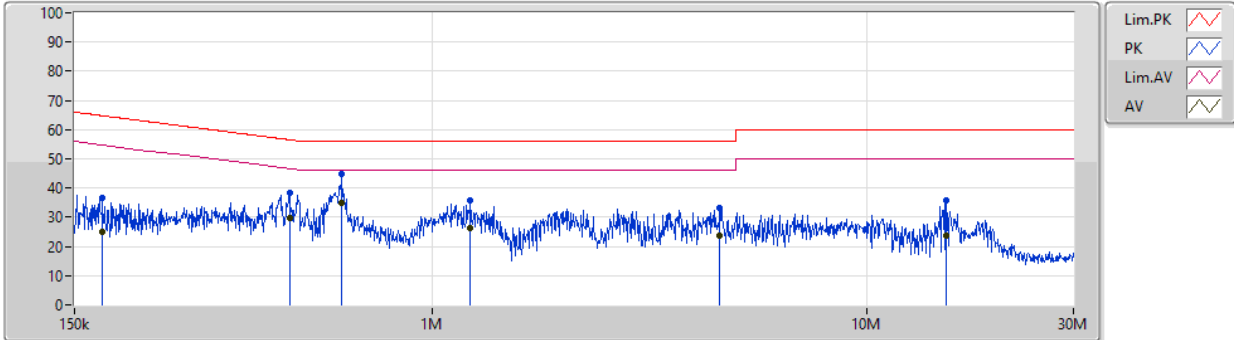
Instrument	Manufacturer	Model No.	Serial No.	Spec.	Calibration Date	Calibration Due Date
Spectrum Analyzer	R&S	FSV 40	101013	10Hz~40GHz	05/Feb/2018	04/Feb/2019
Power Sensor	Anritsu	MA2411B	0917017	300MHz ~ 40GHz	05/Feb/2018	04/Feb/2019
Power Meter	Anritsu	ML2495A	0949003	300MHz ~ 40GHz	05/Feb/2018	04/Feb/2019
Cable 0.2m	HUBER	MY10710/4	RF Cable - 01	30MHz ~18G	10/Jan/2019	09/Jan/2020
Cable 0.2m	HUBER	MY10711/4	RF Cable - 02	30MHz ~18G	10/Jan/2019	09/Jan/2020
Cable 0.5m	HUBER	MY39470/4	RF Cable - 29	30MHz ~18G	10/Jan/2019	09/Jan/2020
SMB100A Signal Generator	R&S	SMB100A03	181147	100kHz~40GHz	12/Nov/2018	10/Nov/2020

AC Power-line Conducted Emissions Result

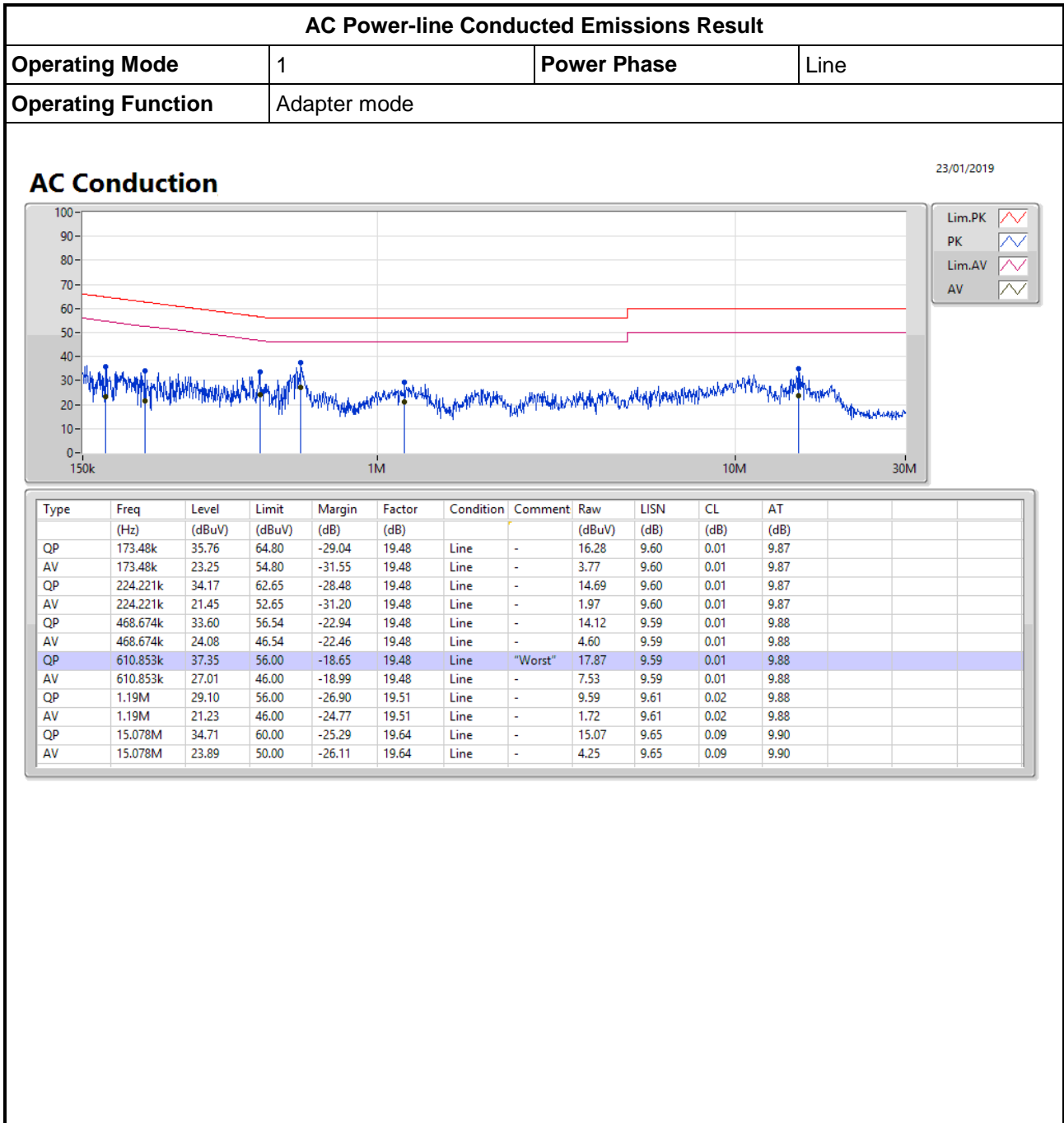
Operating Mode	1	Power Phase	Neutral
Operating Function	Adapter mode		

AC Conduction

23/01/2019



Type	Freq (Hz)	Level (dBuV)	Limit (dBuV)	Margin (dB)	Factor (dB)	Condition	Comment	Raw (dBuV)	LISN (dB)	CL (dB)	AT (dB)
QP	173.336k	36.76	64.80	-28.04	19.48	Neutral	-	17.28	9.60	0.01	9.87
AV	173.336k	25.02	54.80	-29.78	19.48	Neutral	-	5.54	9.60	0.01	9.87
QP	470.7k	38.39	56.50	-18.11	19.48	Neutral	-	18.91	9.59	0.01	9.88
AV	470.7k	29.53	46.50	-16.97	19.48	Neutral	-	10.05	9.59	0.01	9.88
QP	618.885k	44.69	56.00	-11.31	19.48	Neutral	-	25.21	9.59	0.01	9.88
AV	618.885k	34.86	46.00	-11.14	19.48	Neutral	"Worst"	15.38	9.59	0.01	9.88
QP	1.219M	35.94	56.00	-20.06	19.50	Neutral	-	16.44	9.60	0.02	9.88
AV	1.219M	26.20	46.00	-19.80	19.50	Neutral	-	6.70	9.60	0.02	9.88
QP	4.603M	33.03	56.00	-22.97	19.56	Neutral	-	13.47	9.62	0.05	9.89
AV	4.603M	23.68	46.00	-22.32	19.56	Neutral	-	4.12	9.62	0.05	9.89
QP	15.233M	35.88	60.00	-24.12	19.67	Neutral	-	16.21	9.68	0.09	9.90
AV	15.233M	23.66	50.00	-26.34	19.67	Neutral	-	3.99	9.68	0.09	9.90

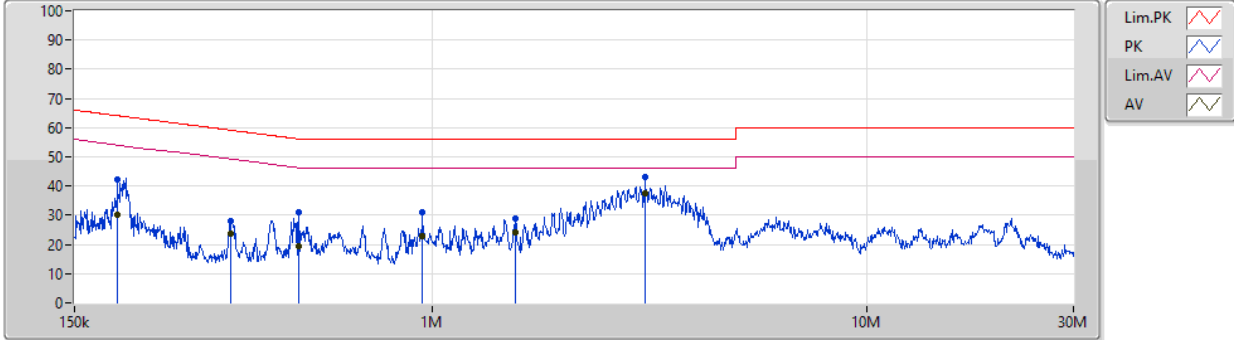


AC Power-line Conducted Emissions Result

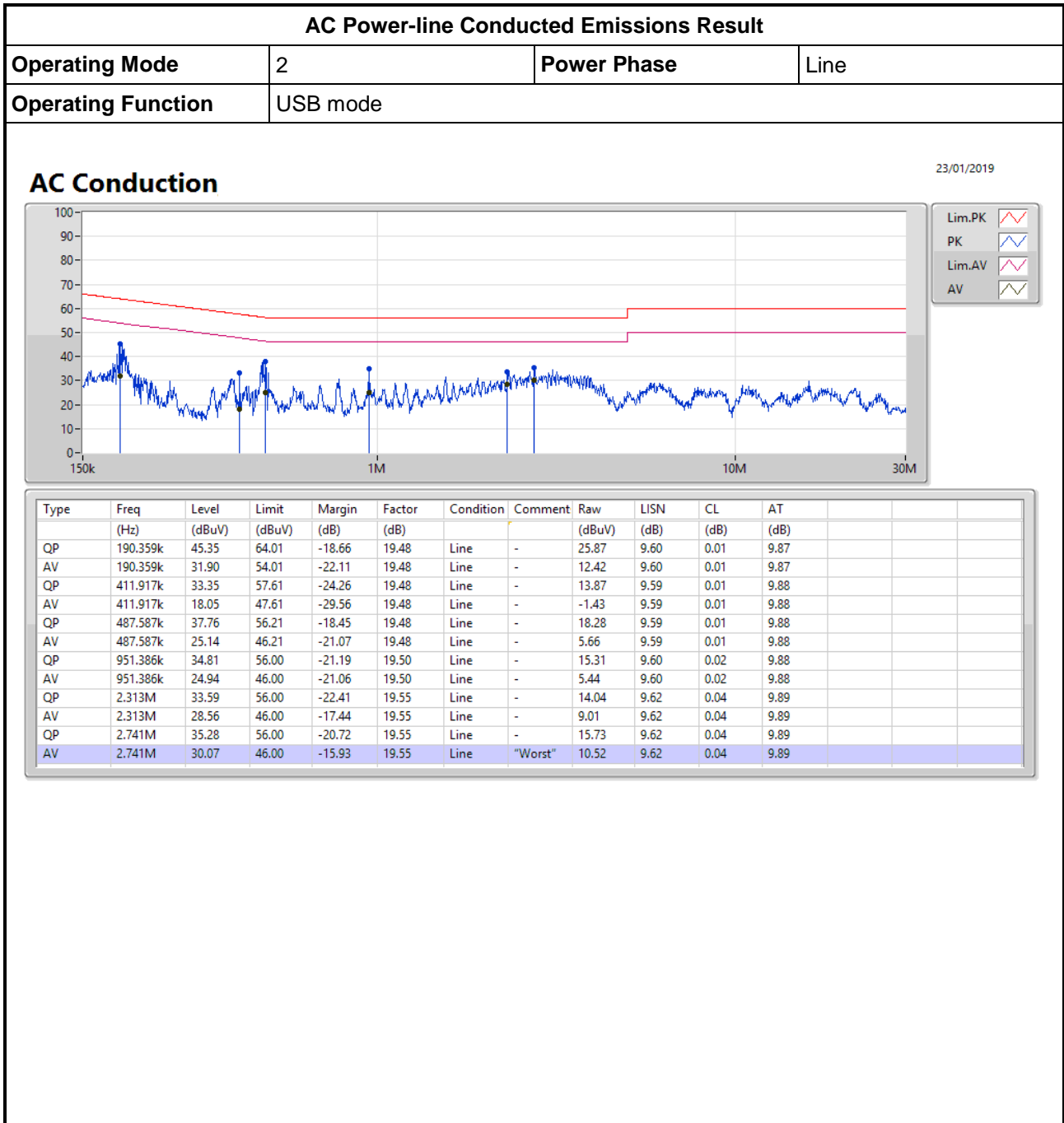
Operating Mode	2	Power Phase	Neutral
Operating Function	USB mode		

AC Conduction

23/01/2019



Type	Freq (Hz)	Level (dBuV)	Limit (dBuV)	Margin (dB)	Factor (dB)	Condition	Comment	Raw (dBuV)	LISN (dB)	CL (dB)	AT (dB)
QP	187.808k	42.40	64.13	-21.73	19.47	Neutral	-	22.93	9.59	0.01	9.87
AV	187.808k	30.08	54.13	-24.05	19.47	Neutral	-	10.61	9.59	0.01	9.87
QP	342.676k	27.96	59.14	-31.18	19.48	Neutral	-	8.48	9.59	0.01	9.88
AV	342.676k	23.76	49.14	-25.38	19.48	Neutral	-	4.28	9.59	0.01	9.88
QP	492.788k	30.94	56.11	-25.17	19.48	Neutral	-	11.46	9.59	0.01	9.88
AV	492.788k	19.34	46.11	-26.77	19.48	Neutral	-	-0.14	9.59	0.01	9.88
QP	950.879k	30.92	56.00	-25.08	19.49	Neutral	-	11.43	9.59	0.02	9.88
AV	950.879k	22.76	46.00	-23.24	19.49	Neutral	-	3.27	9.59	0.02	9.88
QP	1.557M	28.82	56.00	-27.18	19.52	Neutral	-	9.30	9.60	0.03	9.89
AV	1.557M	24.35	46.00	-21.65	19.52	Neutral	-	4.83	9.60	0.03	9.89
QP	3.092M	43.00	56.00	-13.00	19.54	Neutral	-	23.46	9.61	0.04	9.89
AV	3.092M	37.41	46.00	-8.59	19.54	Neutral	"Worst"	17.87	9.61	0.04	9.89



Summary

Mode	Max-N dB (Hz)	Max-OBW (Hz)	ITU-Code	Min-N dB (Hz)	Min-OBW (Hz)
5.15-5.25GHz	-	-	-	-	-
802.11a_Nss1,(6Mbps)_1TX	22.575M	16.417M	16M4D1D	22.325M	16.392M
802.11n HT20_Nss1,(MCS0)_1TX	24.225M	17.666M	17M7D1D	22.975M	17.591M
802.11n HT40_Nss1,(MCS0)_1TX	47.6M	36.132M	36M1D1D	46M	36.132M
5.25-5.35GHz	-	-	-	-	-
802.11a_Nss1,(6Mbps)_1TX	22.25M	16.467M	16M5D1D	22.25M	16.417M
802.11n HT20_Nss1,(MCS0)_1TX	25.9M	17.641M	17M6D1D	23.25M	17.616M
802.11n HT40_Nss1,(MCS0)_1TX	48M	36.132M	36M1D1D	47.4M	36.082M
5.47-5.725GHz	-	-	-	-	-
802.11a_Nss1,(6Mbps)_1TX	25.1M	16.467M	16M5D1D	22.75M	16.467M
802.11n HT20_Nss1,(MCS0)_1TX	30.925M	17.666M	17M7D1D	23.275M	17.666M
802.11n HT40_Nss1,(MCS0)_1TX	74.85M	36.332M	36M3D1D	47.3M	36.132M
5.725-5.85GHz	-	-	-	-	-
802.11a_Nss1,(6Mbps)_1TX	16.525M	16.467M	16M5D1D	16.375M	16.442M
802.11n HT20_Nss1,(MCS0)_1TX	17.575M	17.666M	17M7D1D	17.575M	17.641M
802.11n HT40_Nss1,(MCS0)_1TX	36.35M	36.182M	36M2D1D	36.35M	36.132M

Max-N dB = Maximum 6dB down bandwidth for 5.725-5.85GHz band / Maximum 26dB down bandwidth for other band;

Max-OBW = Maximum 99% occupied bandwidth;

Min-N dB = Minimum 6dB down bandwidth for 5.725-5.85GHz band / Maximum 26dB down bandwidth for other band;

Min-OBW = Minimum 99% occupied bandwidth;

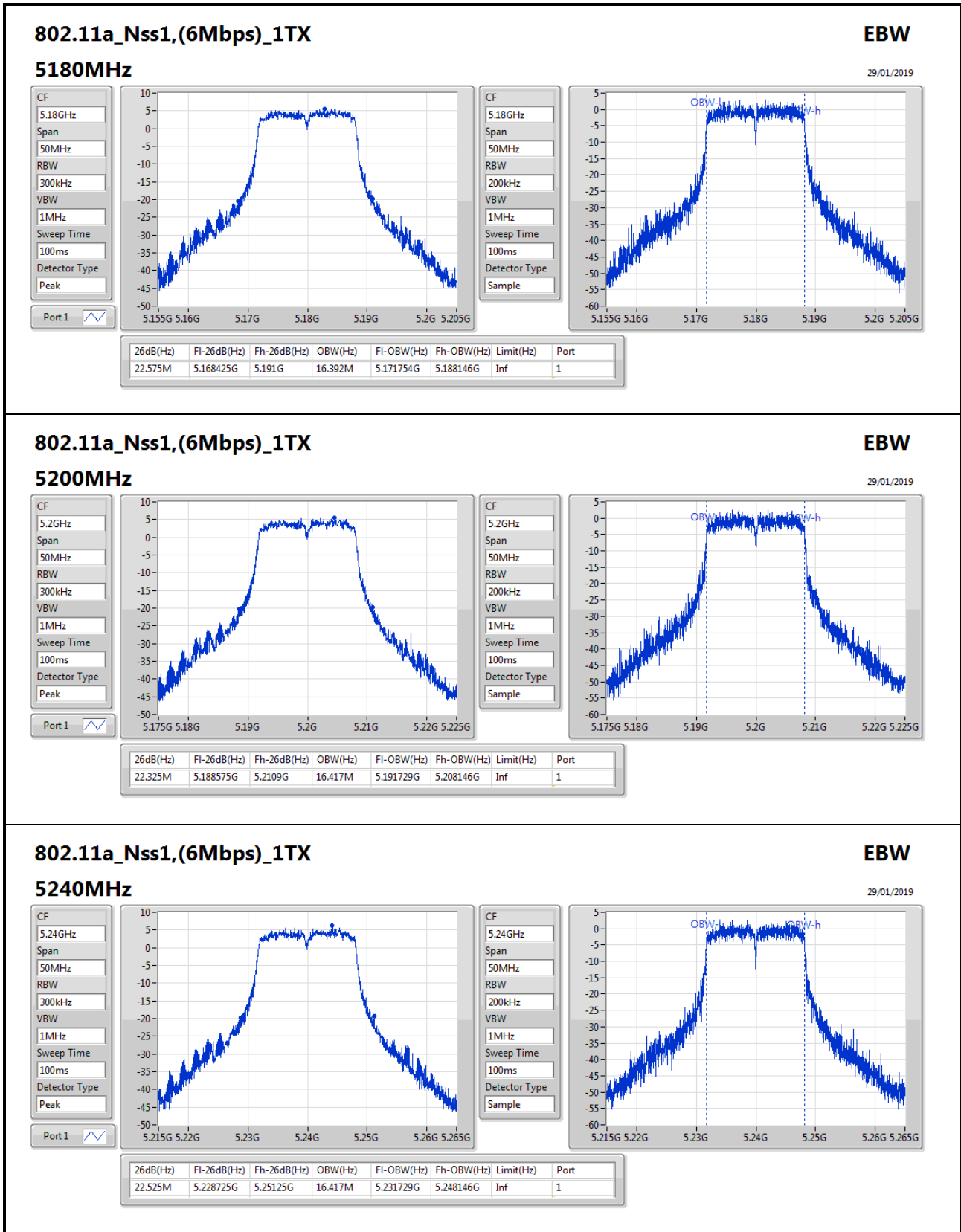


Result

Mode	Result	Limit (Hz)	Port 1-N dB (Hz)	Port 1-OBW (Hz)
802.11a_Nss1,(6Mbps)_1TX	-	-	-	-
5180MHz	Pass	Inf	22.575M	16.392M
5200MHz	Pass	Inf	22.325M	16.417M
5240MHz	Pass	Inf	22.525M	16.417M
5260MHz	Pass	Inf	22.25M	16.417M
5300MHz	Pass	Inf	22.25M	16.442M
5320MHz	Pass	Inf	22.25M	16.467M
5500MHz	Pass	Inf	25.1M	16.467M
5580MHz	Pass	Inf	22.75M	16.467M
5700MHz	Pass	Inf	23.175M	16.467M
5745MHz	Pass	500k	16.525M	16.442M
5785MHz	Pass	500k	16.375M	16.467M
5825MHz	Pass	500k	16.425M	16.442M
802.11n HT20_Nss1,(MCS0)_1TX	-	-	-	-
5180MHz	Pass	Inf	22.975M	17.591M
5200MHz	Pass	Inf	23.375M	17.666M
5240MHz	Pass	Inf	24.225M	17.616M
5260MHz	Pass	Inf	23.3M	17.641M
5300MHz	Pass	Inf	23.25M	17.616M
5320MHz	Pass	Inf	25.9M	17.641M
5500MHz	Pass	Inf	23.275M	17.666M
5580MHz	Pass	Inf	30.925M	17.666M
5700MHz	Pass	Inf	28.225M	17.666M
5745MHz	Pass	500k	17.575M	17.666M
5785MHz	Pass	500k	17.575M	17.641M
5825MHz	Pass	500k	17.575M	17.666M
802.11n HT40_Nss1,(MCS0)_1TX	-	-	-	-
5190MHz	Pass	Inf	46M	36.132M
5230MHz	Pass	Inf	47.6M	36.132M
5270MHz	Pass	Inf	47.4M	36.132M
5310MHz	Pass	Inf	48M	36.082M
5510MHz	Pass	Inf	47.3M	36.132M
5550MHz	Pass	Inf	74.85M	36.332M
5670MHz	Pass	Inf	72.5M	36.182M
5755MHz	Pass	500k	36.35M	36.182M
5795MHz	Pass	500k	36.35M	36.132M

Port X-N dB = Port X 6dB down bandwidth for 5.725-5.85GHz band / 26dB down bandwidth for other band

Port X-OBW = Port X 99% occupied bandwidth;



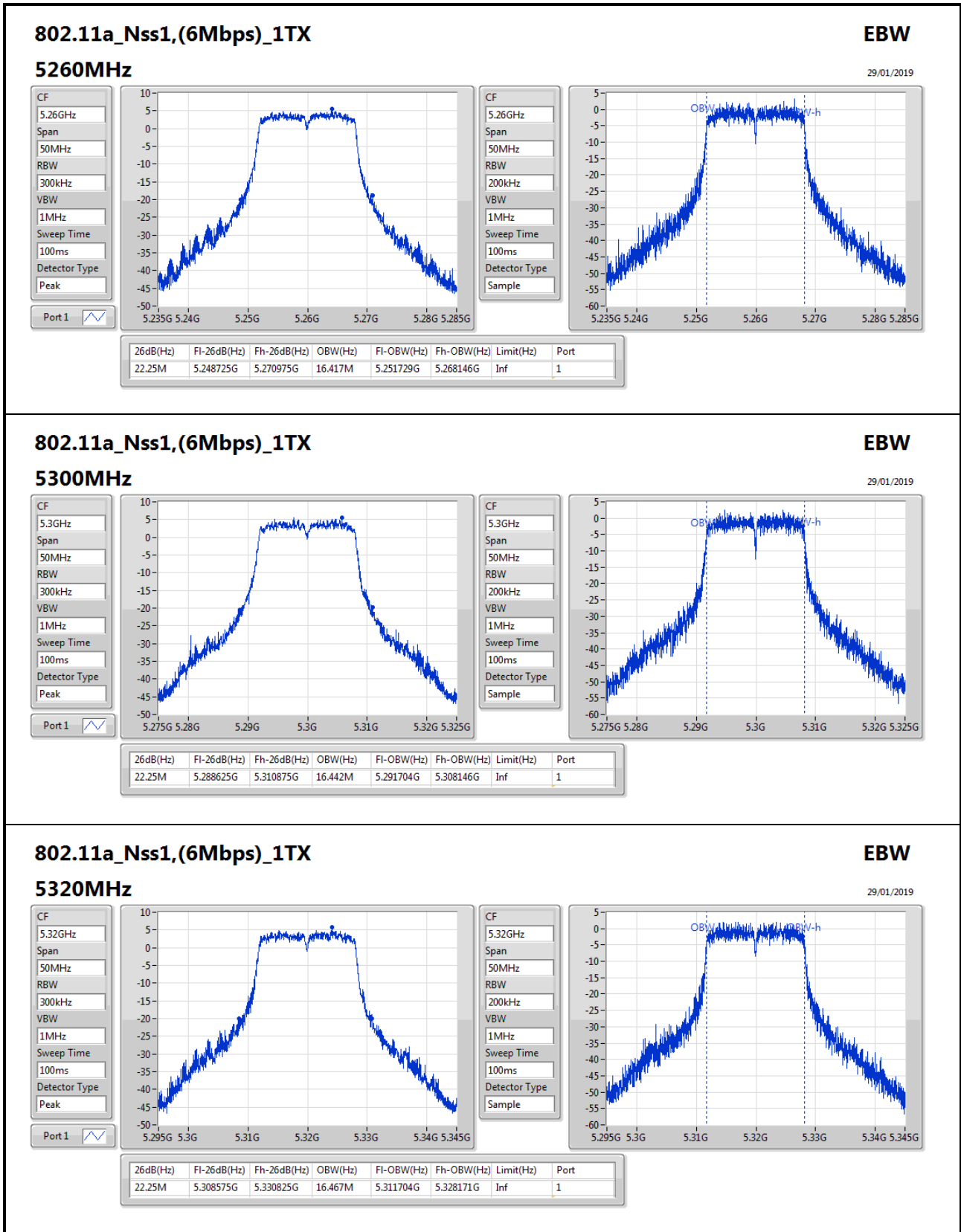
802.11a_Nss1,(6Mbps)_1TX

5240MHz

EBW
29/01/2019

CF: 5.24GHz
Span: 50MHz
RBW: 300kHz
VBW: 1MHz
Sweep Time: 100ms
Detector Type: Peak

CF: 5.24GHz
Span: 50MHz
RBW: 200kHz
VBW: 1MHz
Sweep Time: 100ms
Detector Type: Sample



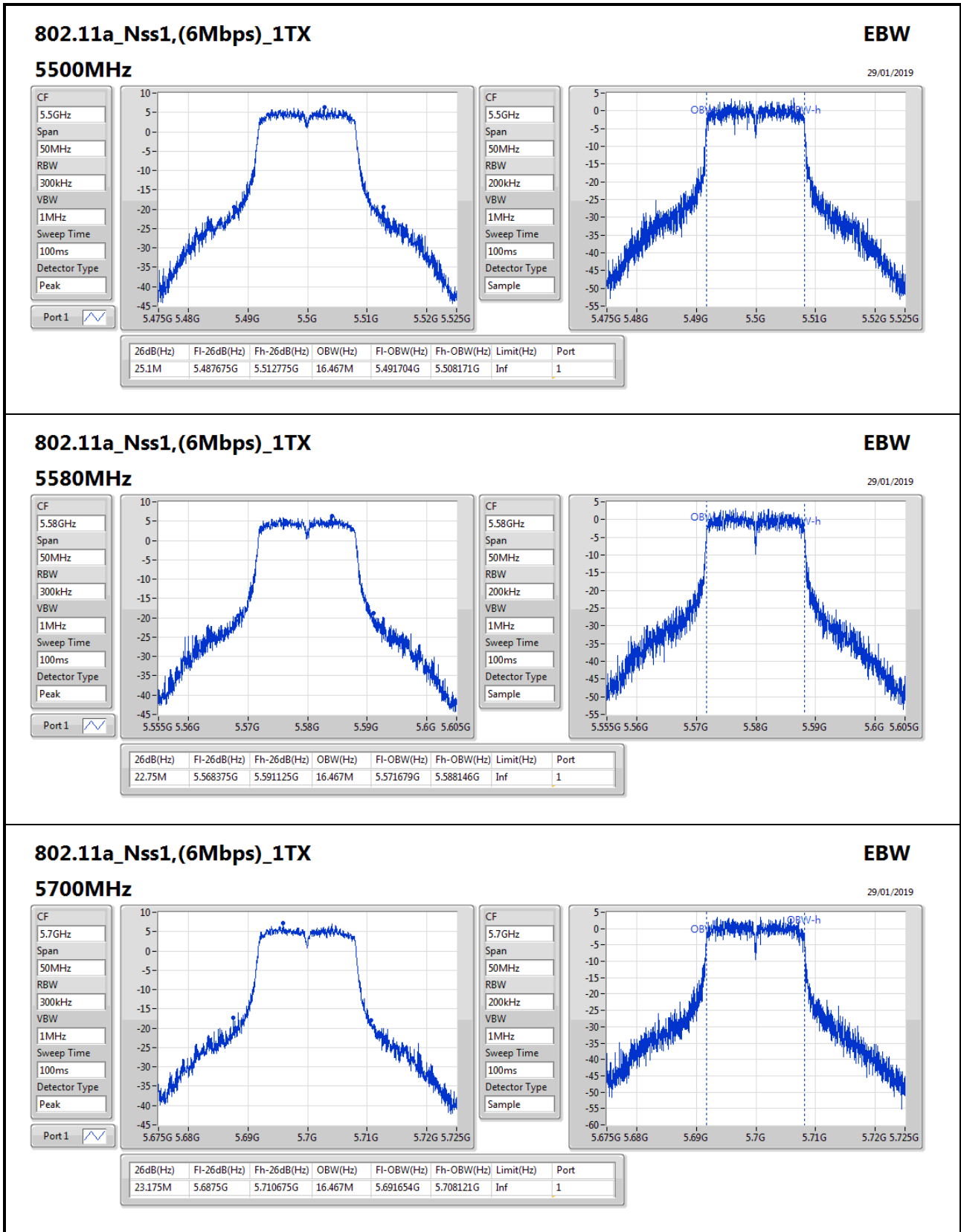
802.11a_Nss1,(6Mbps)_1TX

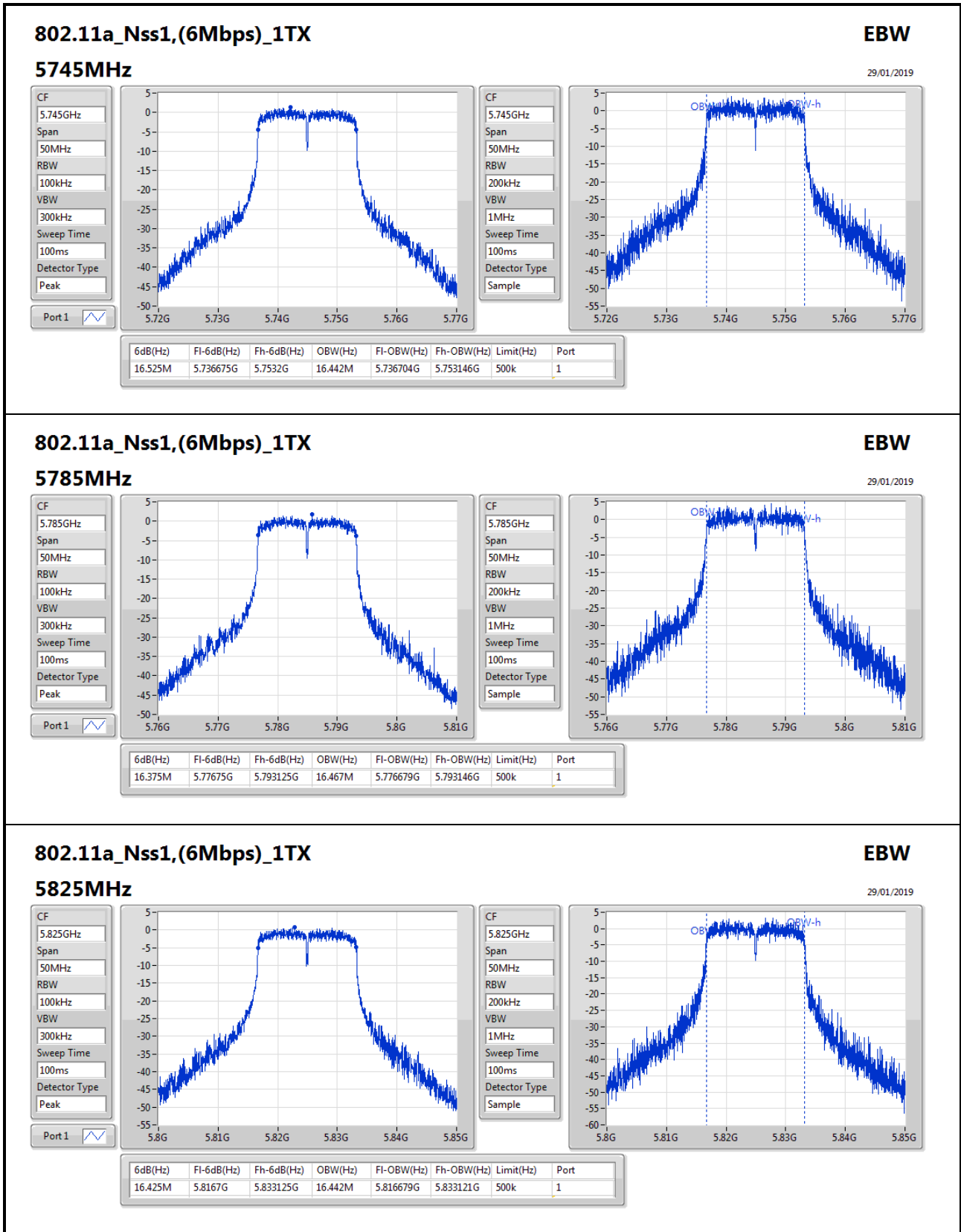
5320MHz

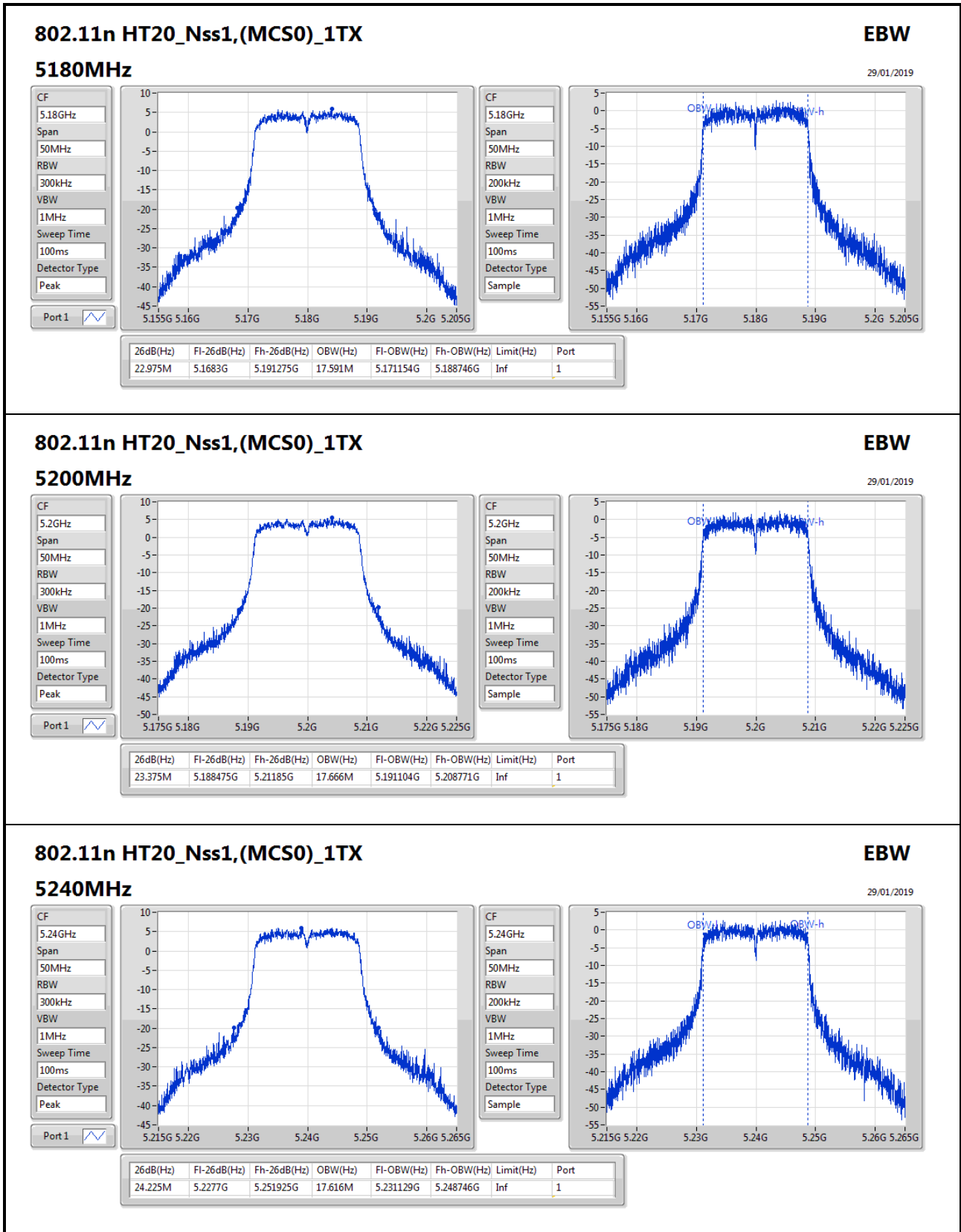
EBW
29/01/2019

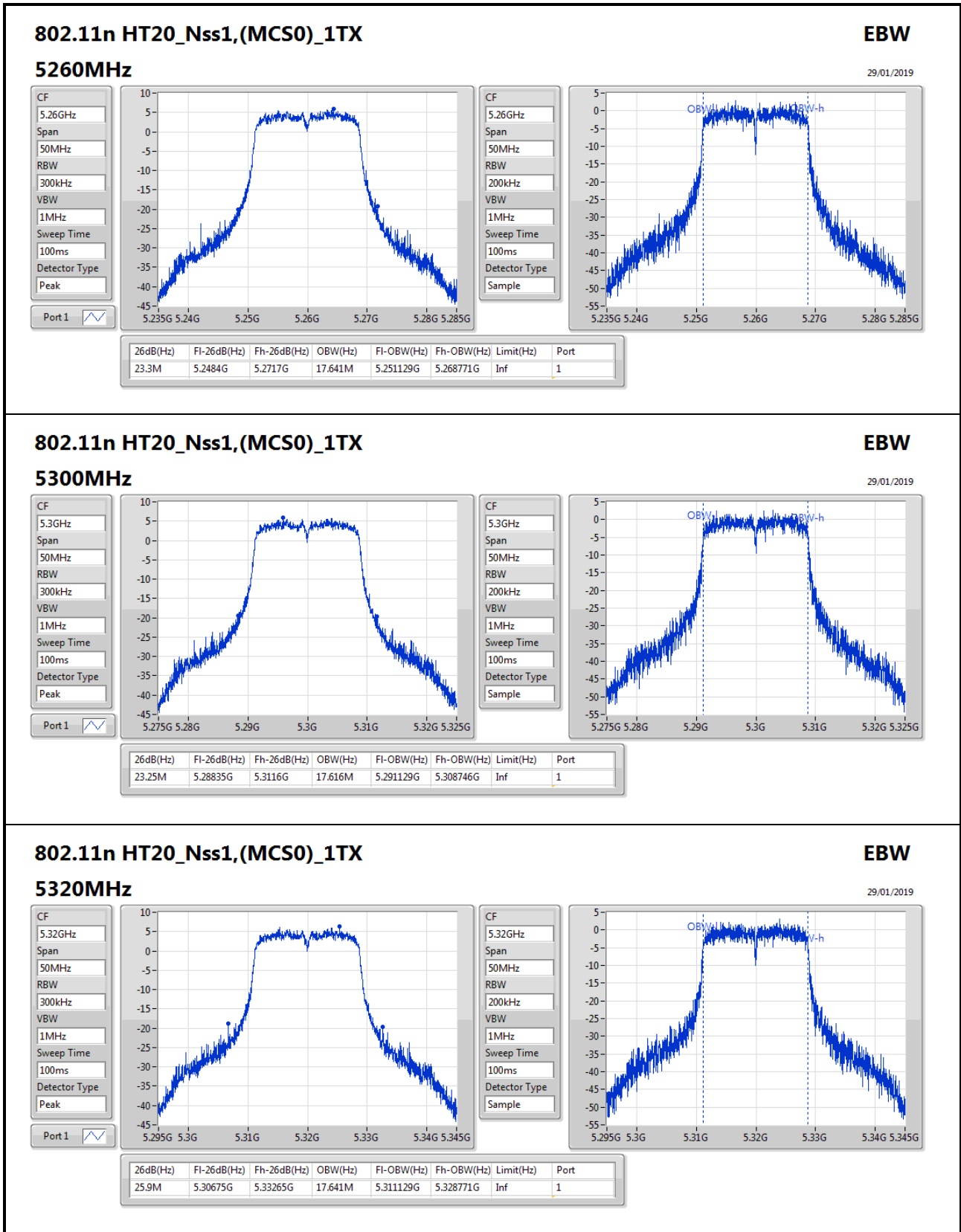
CF: 5.32GHz
Span: 50MHz
RBW: 300kHz
VBW: 1MHz
Sweep Time: 100ms
Detector Type: Peak

CF: 5.32GHz
Span: 50MHz
RBW: 200kHz
VBW: 1MHz
Sweep Time: 100ms
Detector Type: Sample









802.11n HT20_Nss1,(MCS0)_1TX

5320MHz

EBW

29/01/2019

CF: 5.32GHz

Span: 50MHz

RBW: 300kHz

VBW: 1MHz

Sweep Time: 100ms

Detector Type: Peak

Port 1

CF: 5.32GHz

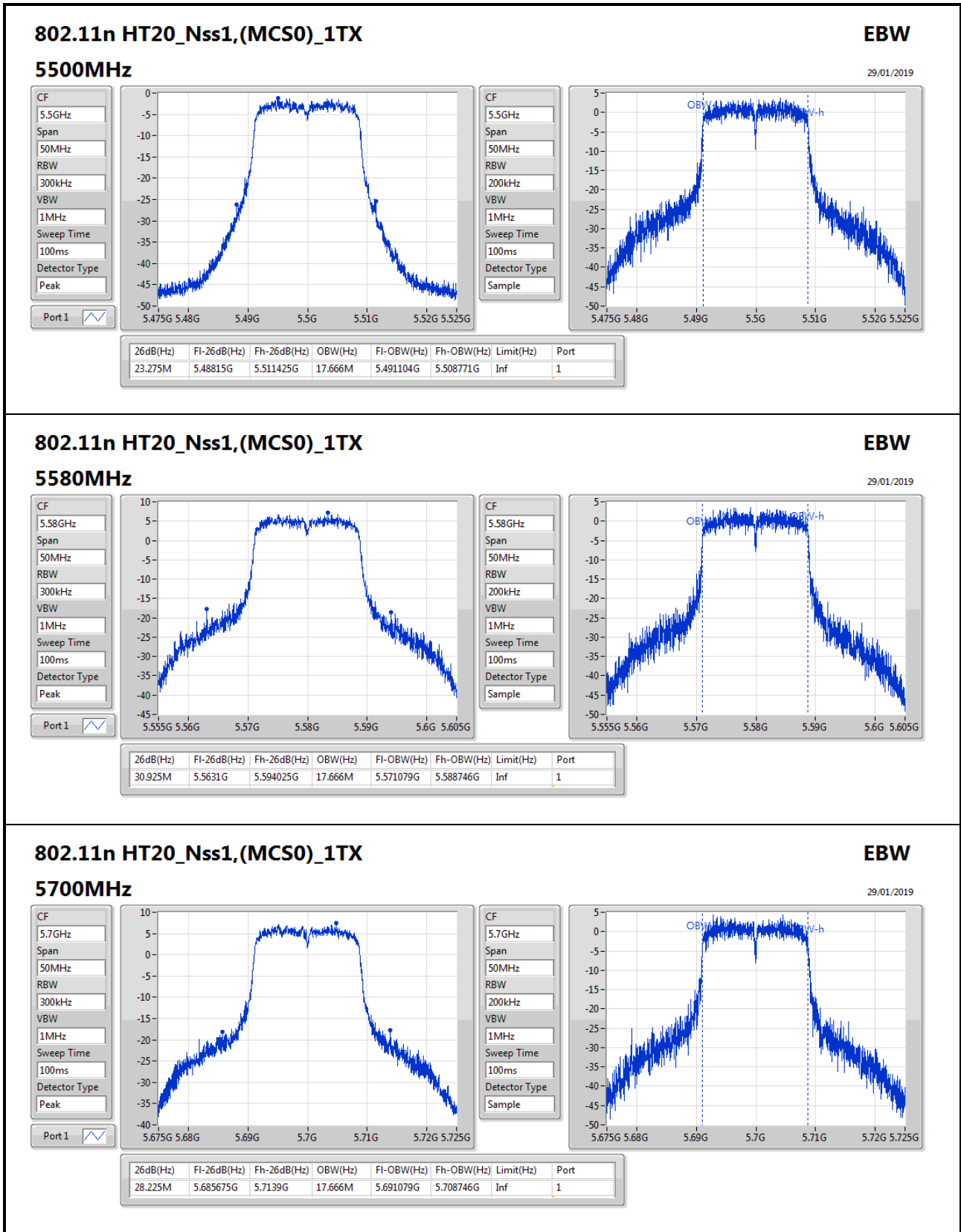
Span: 50MHz

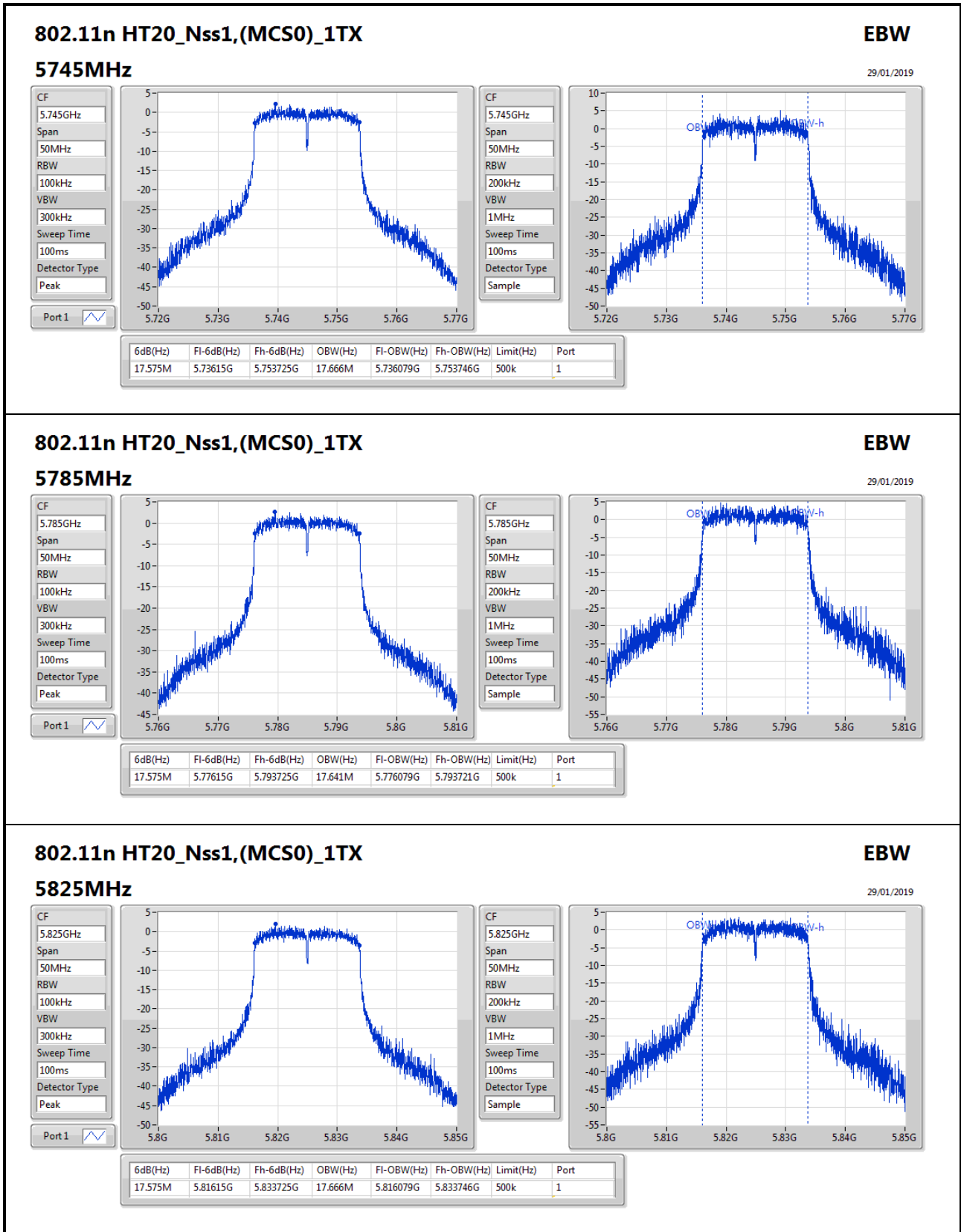
RBW: 200kHz

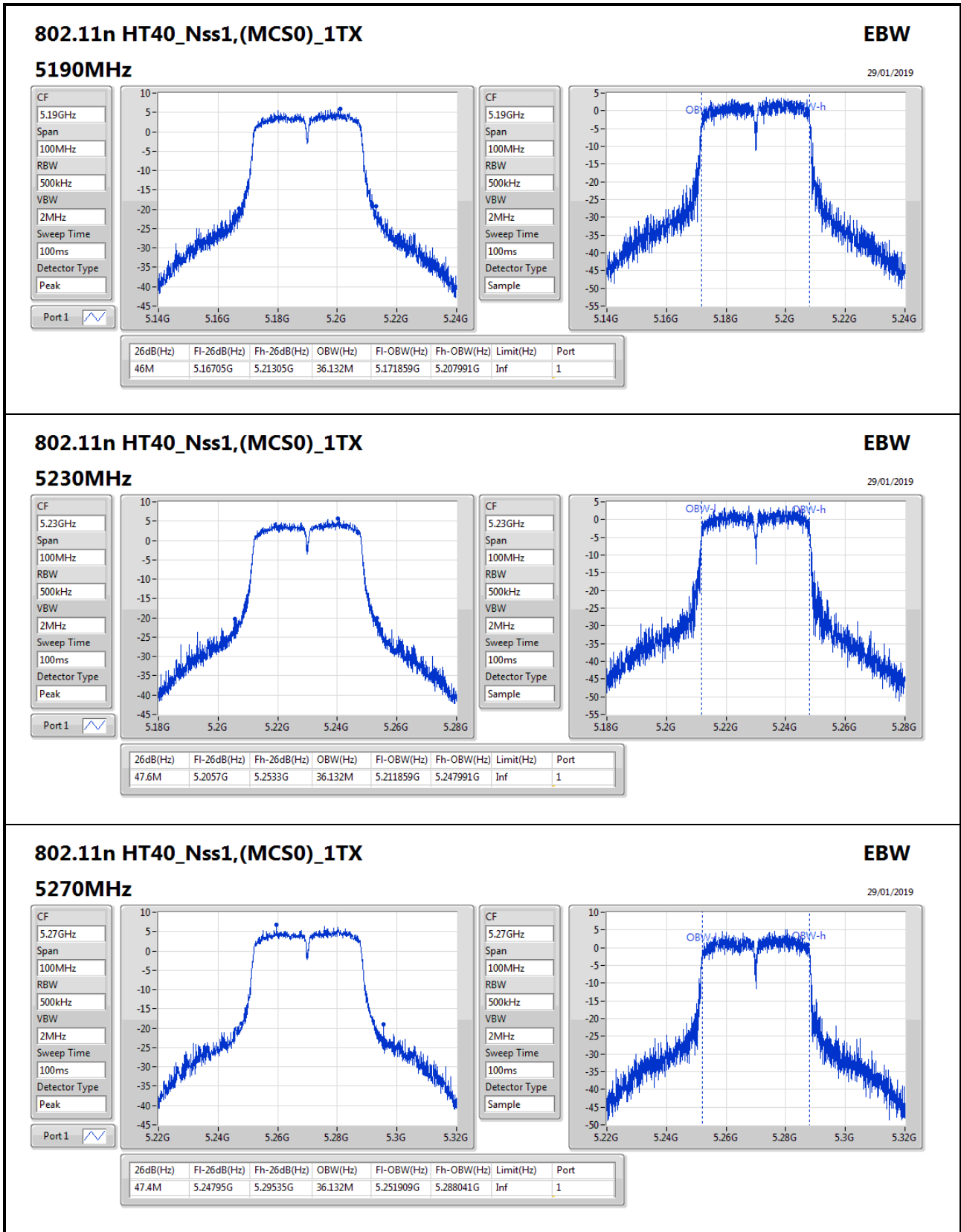
VBW: 1MHz

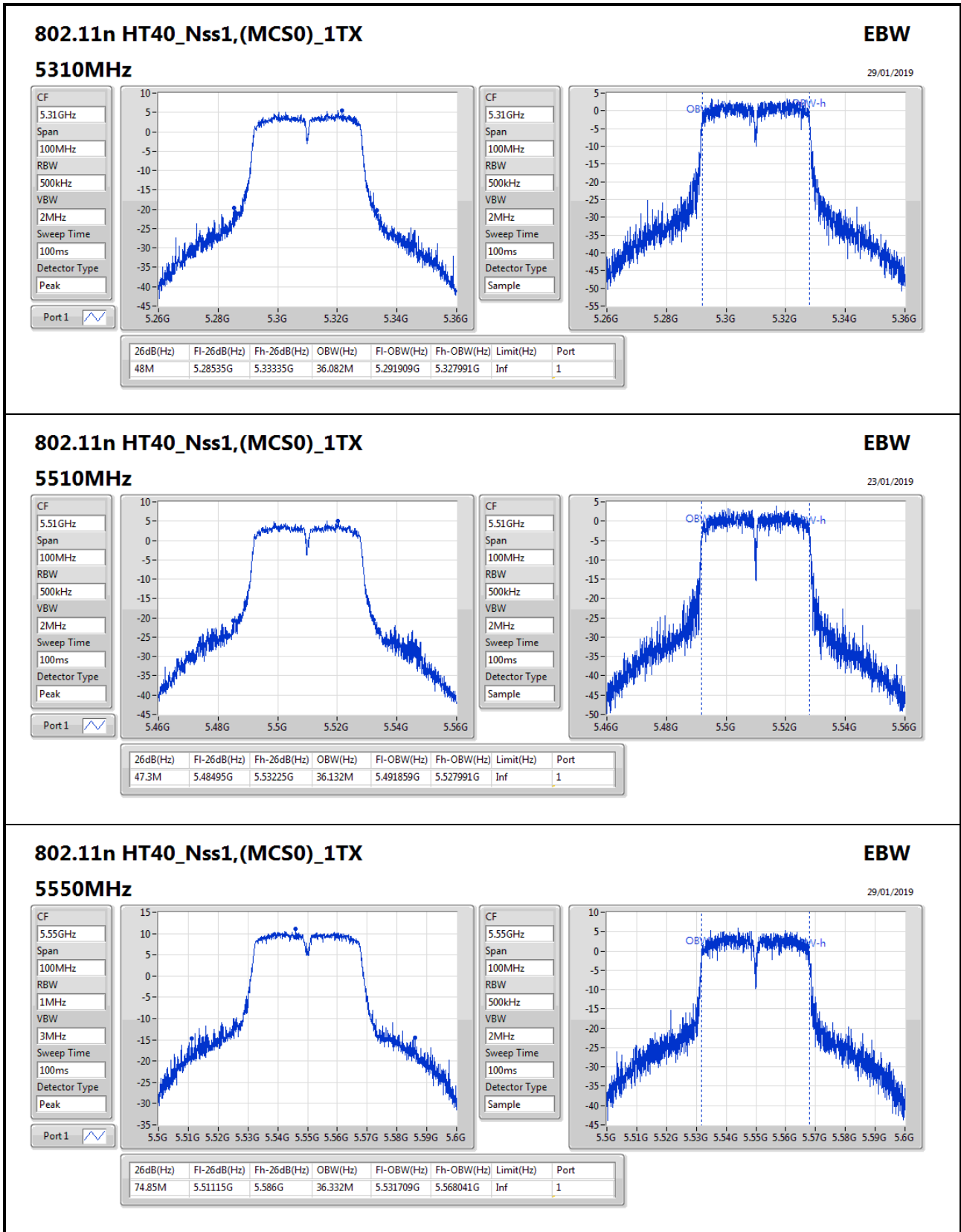
Sweep Time: 100ms

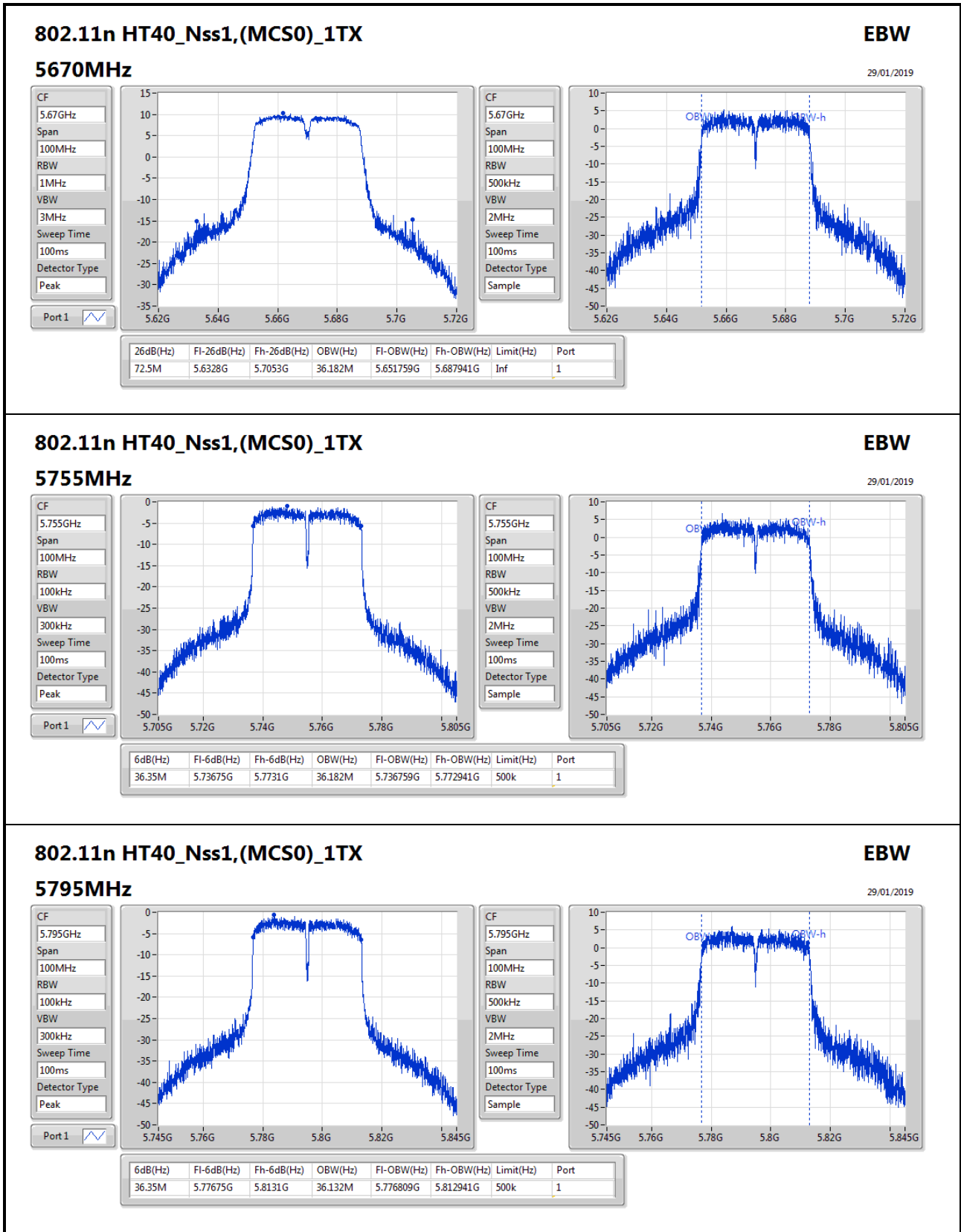
Detector Type: Sample













Summary

Mode	Total Power (dBm)	Total Power (W)	EIRP (dBm)	EIRP (W)
5.15-5.25GHz	-	-	-	-
802.11a_Nss1,(6Mbps)_1TX	15.60	0.03631	18.05	0.06383
802.11n HT20_Nss1,(MCS0)_1TX	16.15	0.04121	18.60	0.07244
802.11n HT40_Nss1,(MCS0)_1TX	16.12	0.04093	18.57	0.07194
5.25-5.35GHz	-	-	-	-
802.11a_Nss1,(6Mbps)_1TX	14.93	0.03112	17.38	0.05470
802.11n HT20_Nss1,(MCS0)_1TX	15.69	0.03707	18.14	0.06516
802.11n HT40_Nss1,(MCS0)_1TX	16.44	0.04406	18.89	0.07745
5.47-5.725GHz	-	-	-	-
802.11a_Nss1,(6Mbps)_1TX	16.51	0.04477	18.96	0.07870
802.11n HT20_Nss1,(MCS0)_1TX	17.47	0.05585	19.92	0.09817
802.11n HT40_Nss1,(MCS0)_1TX	18.04	0.06368	20.49	0.11194
5.725-5.85GHz	-	-	-	-
802.11a_Nss1,(6Mbps)_1TX	16.68	0.04656	19.13	0.08185
802.11n HT20_Nss1,(MCS0)_1TX	17.45	0.05559	19.90	0.09772
802.11n HT40_Nss1,(MCS0)_1TX	17.54	0.05675	19.99	0.09977



Result

Mode	Result	DG (dBi)	Port 1 (dBm)	Total Power (dBm)	Power Limit (dBm)	EIRP (dBm)	EIRP Limit (dBm)
802.11a_Nss1,(6Mbps)_1TX	-	-	-	-	-	-	-
5180MHz	Pass	2.45	15.60	15.60	24.00	18.05	30.00
5200MHz	Pass	2.45	15.21	15.21	24.00	17.66	30.00
5240MHz	Pass	2.45	15.25	15.25	24.00	17.70	30.00
5260MHz	Pass	2.45	14.79	14.79	24.00	17.24	27.00
5300MHz	Pass	2.45	14.76	14.76	24.00	17.21	27.00
5320MHz	Pass	2.45	14.93	14.93	24.00	17.38	27.00
5500MHz	Pass	2.45	16.30	16.30	24.00	18.75	27.00
5580MHz	Pass	2.45	16.37	16.37	24.00	18.82	27.00
5700MHz	Pass	2.45	16.51	16.51	24.00	18.96	27.00
5745MHz	Pass	2.45	16.68	16.68	30.00	19.13	36.00
5785MHz	Pass	2.45	16.65	16.65	30.00	19.10	36.00
5825MHz	Pass	2.45	16.12	16.12	30.00	18.57	36.00
802.11n HT20_Nss1,(MCS0)_1TX	-	-	-	-	-	-	-
5180MHz	Pass	2.45	15.86	15.86	24.00	18.31	30.00
5200MHz	Pass	2.45	15.46	15.46	24.00	17.91	30.00
5240MHz	Pass	2.45	16.15	16.15	24.00	18.60	30.00
5260MHz	Pass	2.45	15.55	15.55	24.00	18.00	27.00
5300MHz	Pass	2.45	15.59	15.59	24.00	18.04	27.00
5320MHz	Pass	2.45	15.69	15.69	24.00	18.14	27.00
5500MHz	Pass	2.45	17.47	17.47	24.00	19.92	27.00
5580MHz	Pass	2.45	17.11	17.11	24.00	19.56	27.00
5700MHz	Pass	2.45	17.25	17.25	24.00	19.70	27.00
5745MHz	Pass	2.45	17.07	17.07	30.00	19.52	36.00
5785MHz	Pass	2.45	17.45	17.45	30.00	19.90	36.00
5825MHz	Pass	2.45	16.98	16.98	30.00	19.43	36.00
802.11n HT40_Nss1,(MCS0)_1TX	-	-	-	-	-	-	-
5190MHz	Pass	2.45	16.12	16.12	24.00	18.57	30.00
5230MHz	Pass	2.45	15.86	15.86	24.00	18.31	30.00
5270MHz	Pass	2.45	16.44	16.44	24.00	18.89	27.00
5310MHz	Pass	2.45	15.71	15.71	24.00	18.16	27.00
5510MHz	Pass	2.45	14.80	14.80	24.00	17.25	27.00
5550MHz	Pass	2.45	18.04	18.04	24.00	20.49	27.00
5670MHz	Pass	2.45	17.37	17.37	24.00	19.82	27.00
5755MHz	Pass	2.45	17.54	17.54	30.00	19.99	36.00
5795MHz	Pass	2.45	17.52	17.52	30.00	19.97	36.00

DG = Directional Gain; Port X = Port X output power



Summary

Mode	PD (dBm/RBW)	EIRP PD (dBm/RBW)
5.15-5.25GHz	-	-
802.11a_Nss1,(6Mbps)_1TX	2.13	4.58
802.11n HT20_Nss1,(MCS0)_1TX	2.81	5.26
802.11n HT40_Nss1,(MCS0)_1TX	-0.33	2.12
5.25-5.35GHz	-	-
802.11a_Nss1,(6Mbps)_1TX	1.70	4.15
802.11n HT20_Nss1,(MCS0)_1TX	2.35	4.80
802.11n HT40_Nss1,(MCS0)_1TX	-0.02	2.43
5.47-5.725GHz	-	-
802.11a_Nss1,(6Mbps)_1TX	3.35	5.80
802.11n HT20_Nss1,(MCS0)_1TX	3.75	6.20
802.11n HT40_Nss1,(MCS0)_1TX	1.32	3.77
5.725-5.85GHz	-	-
802.11a_Nss1,(6Mbps)_1TX	1.98	4.43
802.11n HT20_Nss1,(MCS0)_1TX	2.47	4.92
802.11n HT40_Nss1,(MCS0)_1TX	-0.42	2.03

RBW = 500kHz for 5.725-5.85GHz band / 1MHz for other band;

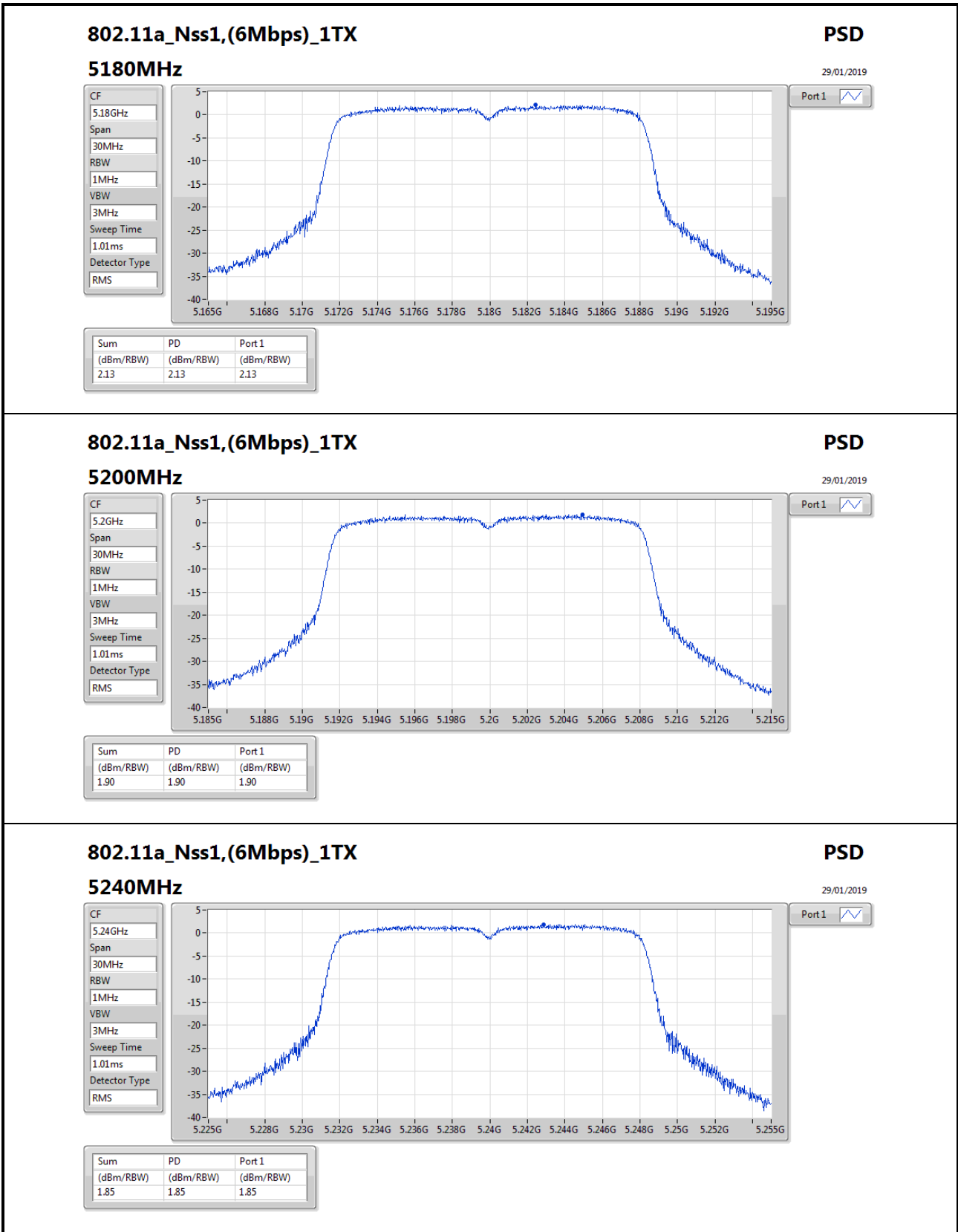


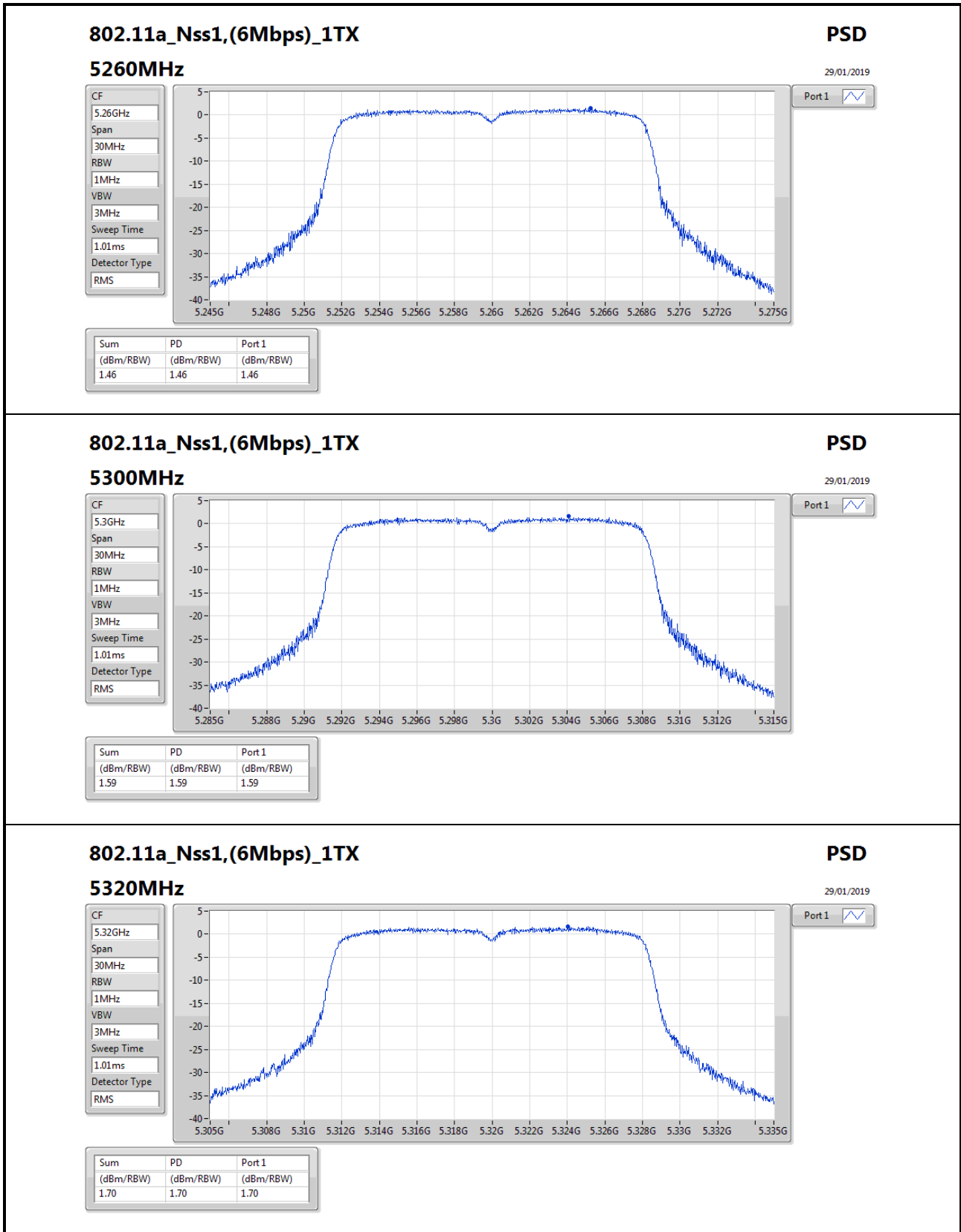
Result

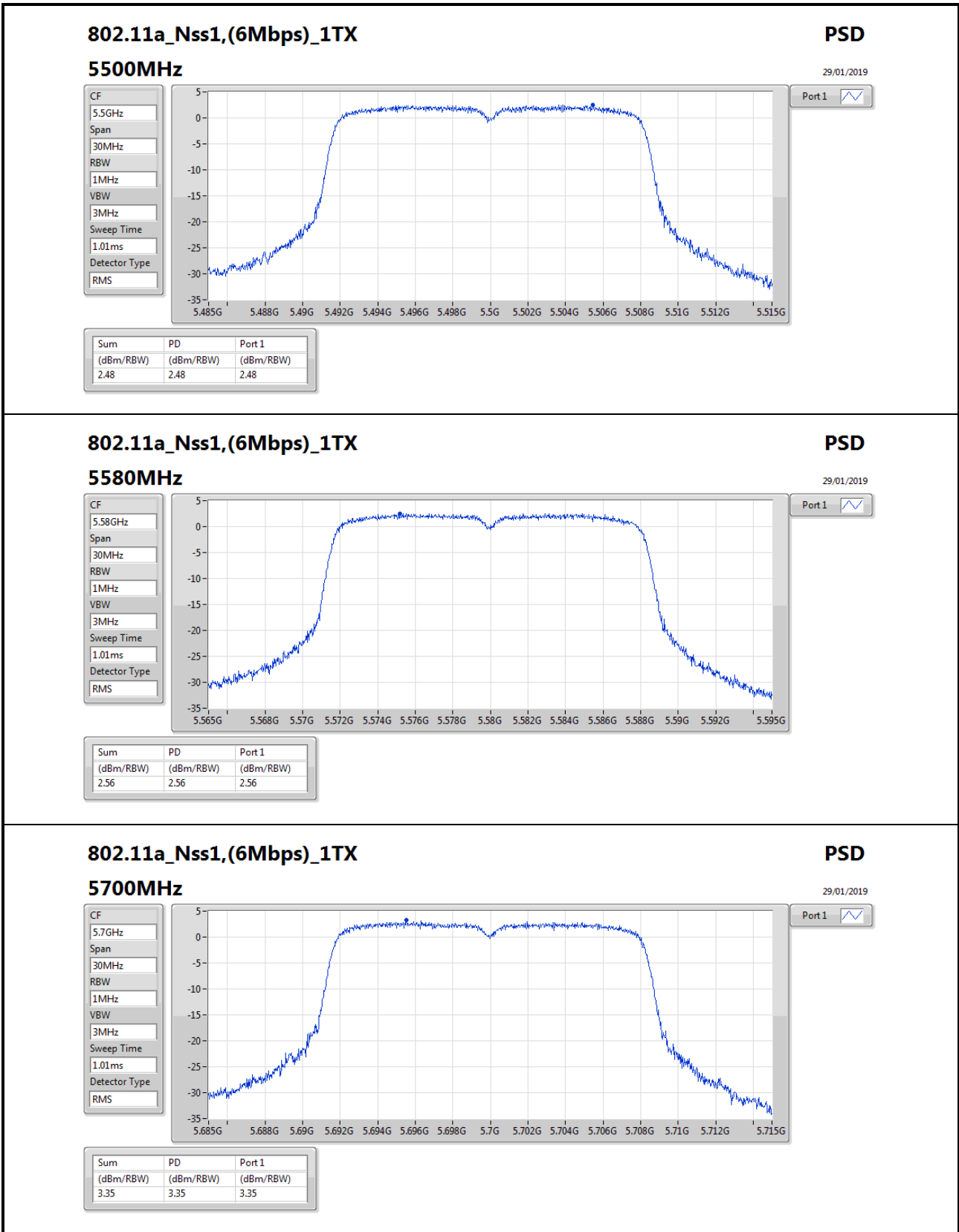
Mode	Result	DG (dBi)	Port 1 (dBm/RBW)	PD (dBm/RBW)	PD Limit (dBm/RBW)	EIRP PD (dBm/RBW)	EIRP PD Limit (dBm/RBW)
802.11a_Nss1,(6Mbps)_1TX	-	-	-	-	-	-	-
5180MHz	Pass	2.45	2.13	2.13	11.00	4.58	17.00
5200MHz	Pass	2.45	1.90	1.90	11.00	4.35	17.00
5240MHz	Pass	2.45	1.85	1.85	11.00	4.30	17.00
5260MHz	Pass	2.45	1.46	1.46	11.00	3.91	17.00
5300MHz	Pass	2.45	1.59	1.59	11.00	4.04	17.00
5320MHz	Pass	2.45	1.70	1.70	11.00	4.15	17.00
5500MHz	Pass	2.45	2.48	2.48	11.00	4.93	17.00
5580MHz	Pass	2.45	2.56	2.56	11.00	5.01	17.00
5700MHz	Pass	2.45	3.35	3.35	11.00	5.80	17.00
5745MHz	Pass	2.45	1.98	1.98	30.00	4.43	36.00
5785MHz	Pass	2.45	1.90	1.90	30.00	4.35	36.00
5825MHz	Pass	2.45	1.42	1.42	30.00	3.87	36.00
802.11n HT20_Nss1,(MCS0)_1TX	-	-	-	-	-	-	-
5180MHz	Pass	2.45	2.53	2.53	11.00	4.98	17.00
5200MHz	Pass	2.45	1.92	1.92	11.00	4.37	17.00
5240MHz	Pass	2.45	2.81	2.81	11.00	5.26	17.00
5260MHz	Pass	2.45	2.09	2.09	11.00	4.54	17.00
5300MHz	Pass	2.45	2.11	2.11	11.00	4.56	17.00
5320MHz	Pass	2.45	2.35	2.35	11.00	4.80	17.00
5500MHz	Pass	2.45	3.75	3.75	11.00	6.20	17.00
5580MHz	Pass	2.45	3.18	3.18	11.00	5.63	17.00
5700MHz	Pass	2.45	3.75	3.75	11.00	6.20	17.00
5745MHz	Pass	2.45	2.09	2.09	30.00	4.54	36.00
5785MHz	Pass	2.45	2.47	2.47	30.00	4.92	36.00
5825MHz	Pass	2.45	1.73	1.73	30.00	4.18	36.00
802.11n HT40_Nss1,(MCS0)_1TX	-	-	-	-	-	-	-
5190MHz	Pass	2.45	-0.33	-0.33	11.00	2.12	17.00
5230MHz	Pass	2.45	-0.60	-0.60	11.00	1.85	17.00
5270MHz	Pass	2.45	-0.02	-0.02	11.00	2.43	17.00
5310MHz	Pass	2.45	-0.79	-0.79	11.00	1.66	17.00
5510MHz	Pass	2.45	-0.89	-0.89	11.00	1.56	17.00
5550MHz	Pass	2.45	1.32	1.32	11.00	3.77	17.00
5670MHz	Pass	2.45	0.71	0.71	11.00	3.16	17.00
5755MHz	Pass	2.45	-0.50	-0.50	30.00	1.95	36.00
5795MHz	Pass	2.45	-0.42	-0.42	30.00	2.03	36.00

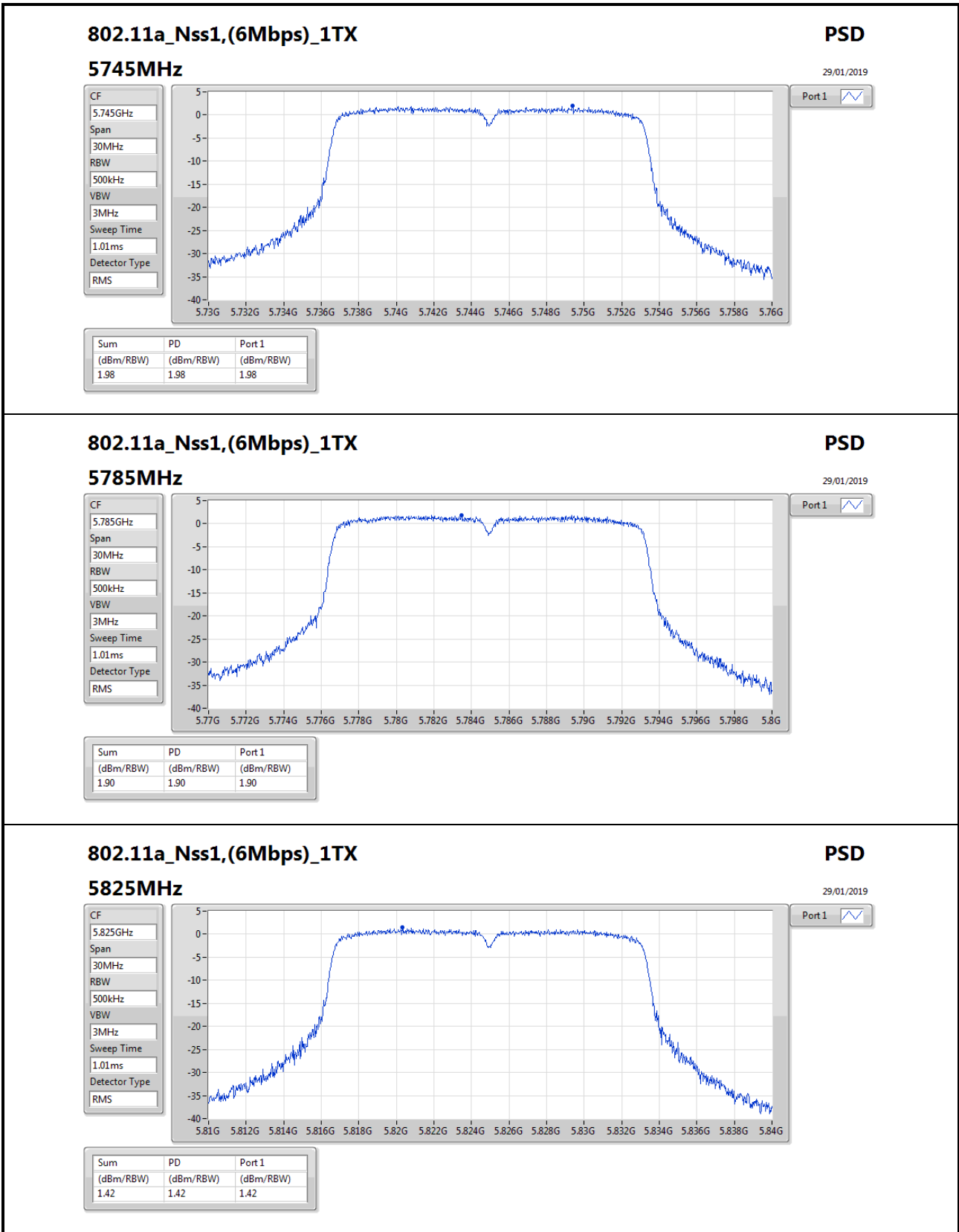
DG = Directional Gain; RBW = 500kHz for 5.725-5.85GHz band / 1MHz for other band;

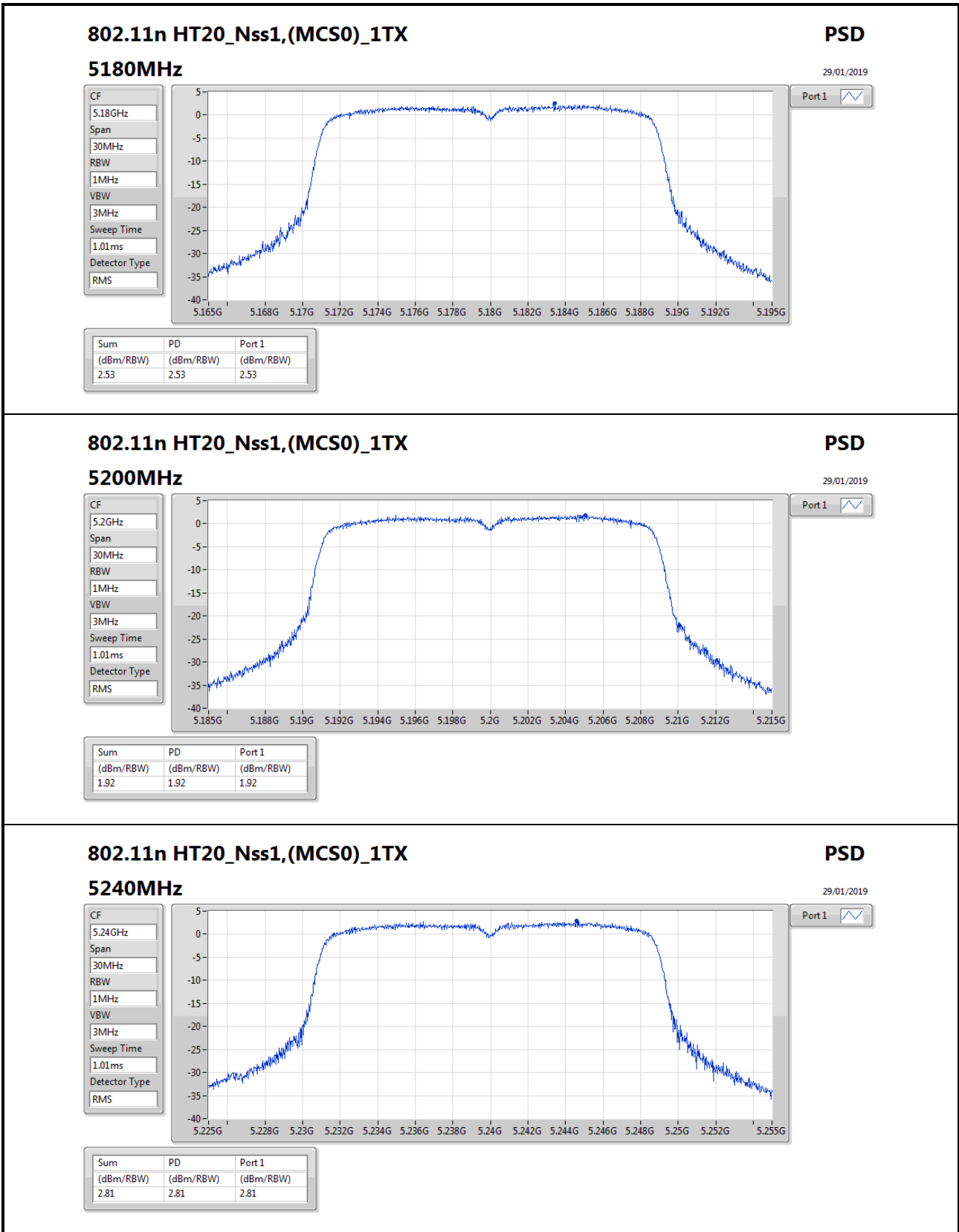
PD = trace bin-by-bin of each transmits port summing can be performed maximum power density; Port X = Port Xpower density;











802.11n HT20_Nss1,(MCS0)_1TX

5240MHz

PSD

29/01/2019

CF

5.24GHz

Span

30MHz

RBW

1MHz

VBW

3MHz

Sweep Time

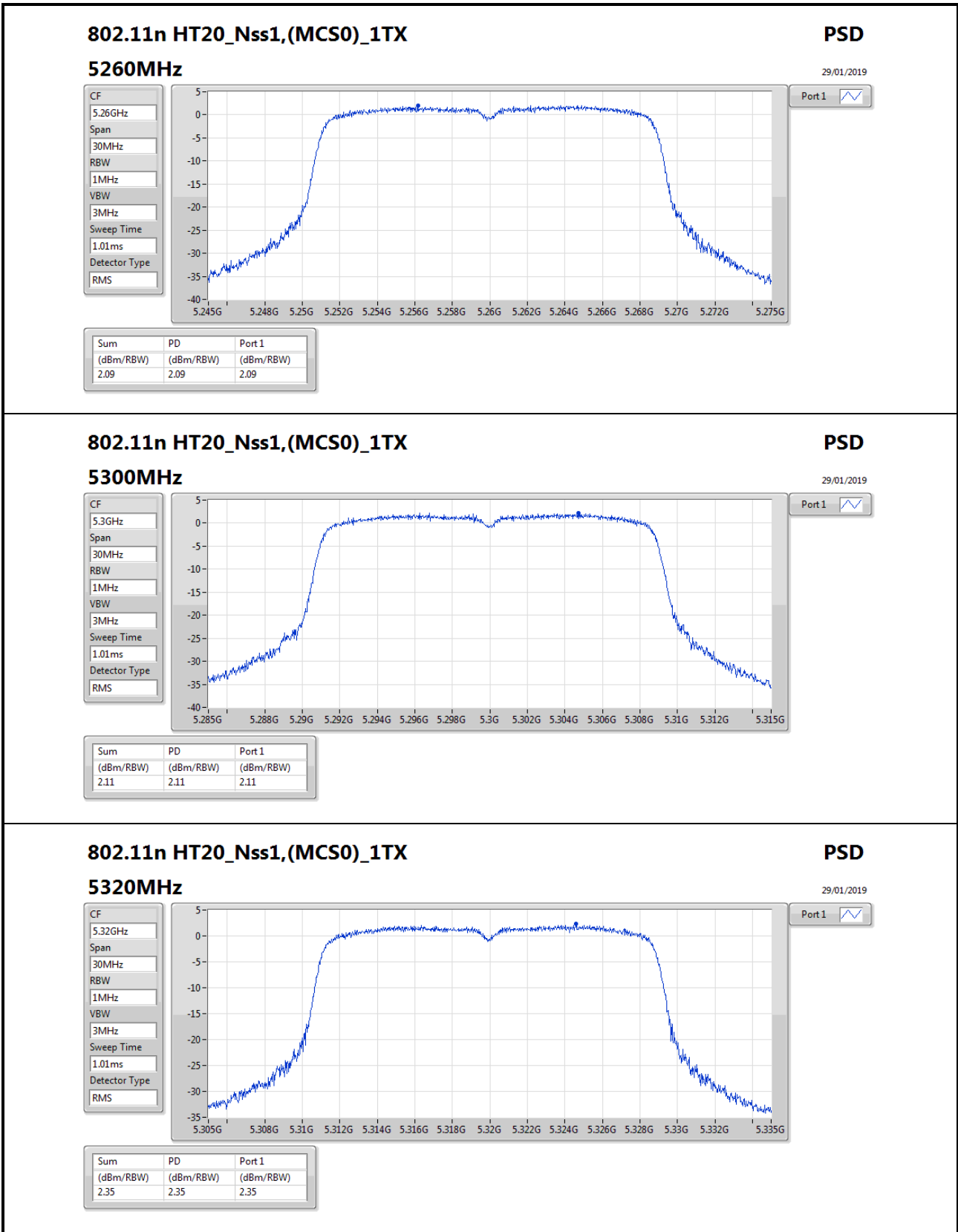
1.01ms

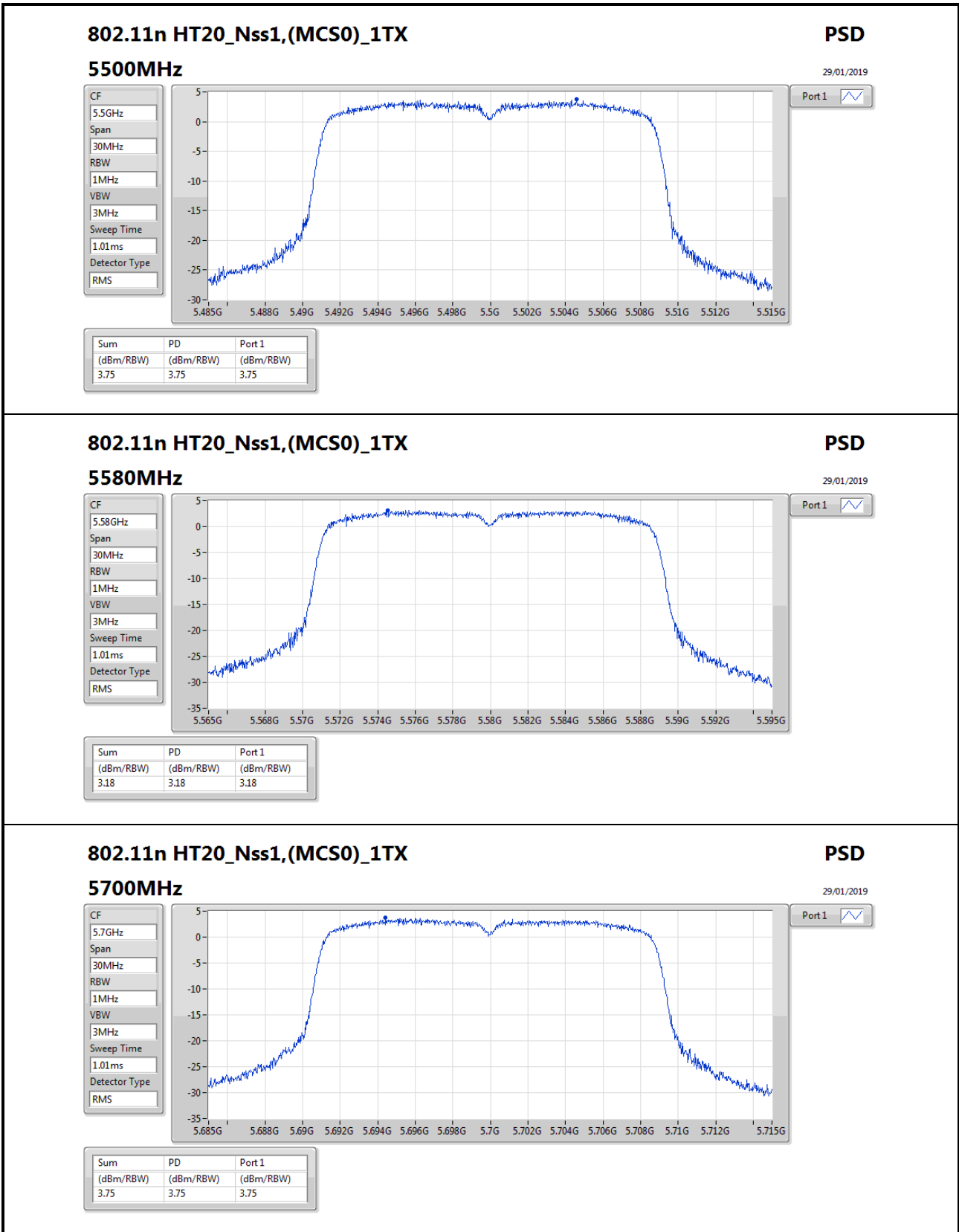
Detector Type

RMS

Port 1

Sum	PD	Port 1
(dBm/RBW)	(dBm/RBW)	(dBm/RBW)
2.81	2.81	2.81





802.11n HT20_Nss1,(MCS0)_1TX

5700MHz

PSD

29/01/2019

CF

5.7GHz

Span

30MHz

RBW

1MHz

VBW

3MHz

Sweep Time

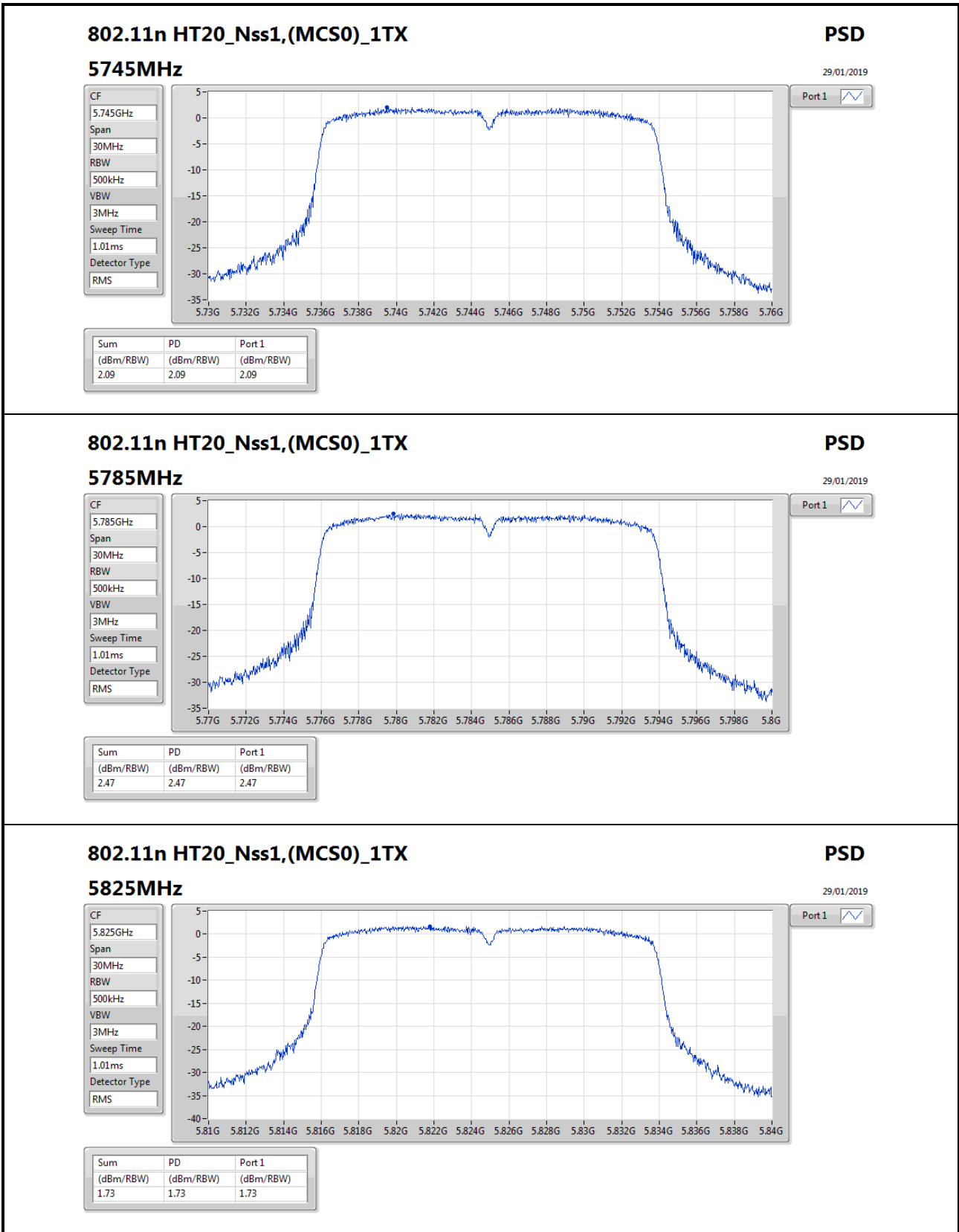
1.01ms

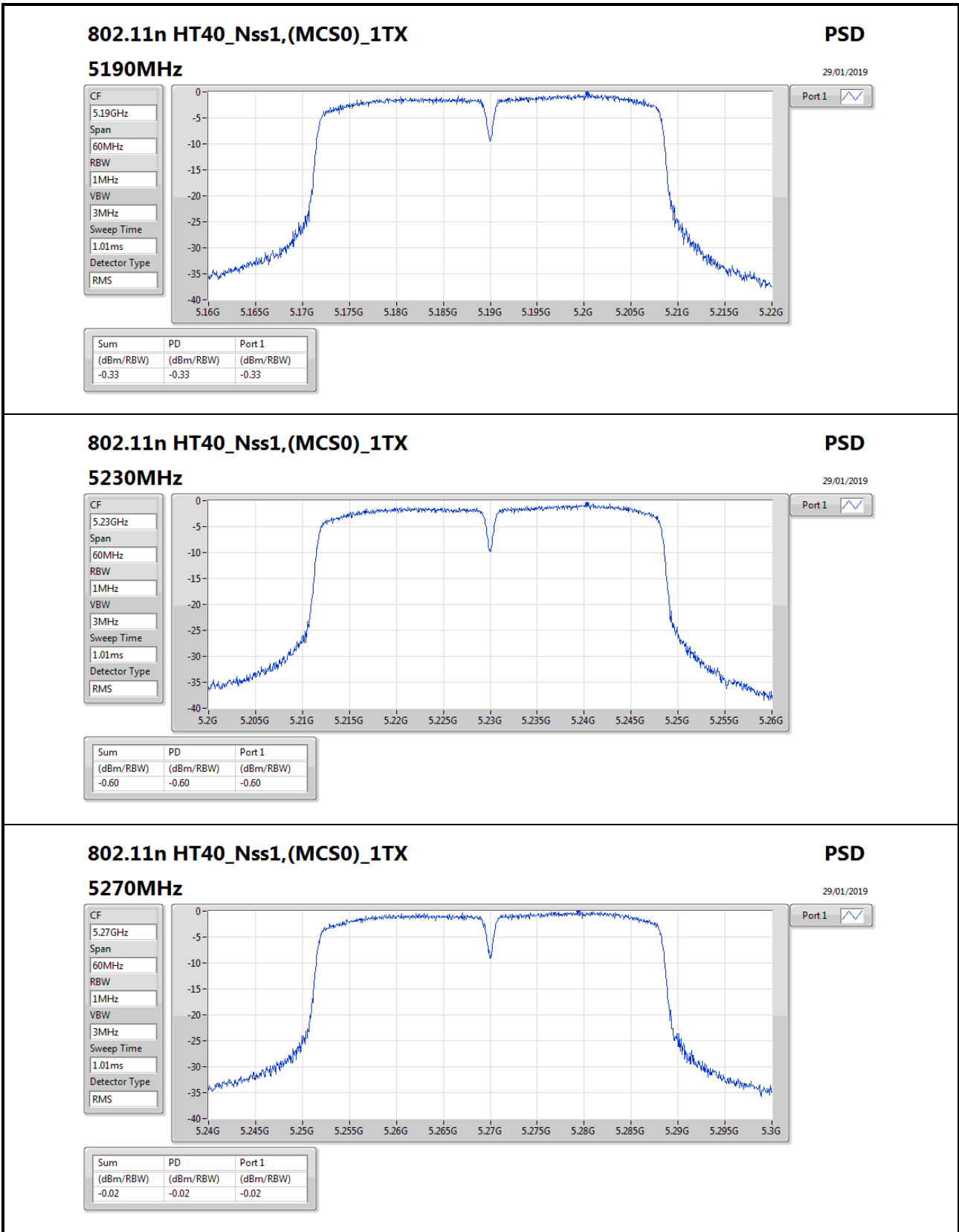
Detector Type

RMS

Port 1

Sum	PD	Port 1
(dBm/RBW)	(dBm/RBW)	(dBm/RBW)
3.75	3.75	3.75





802.11n HT40_Nss1,(MCS0)_1TX

5270MHz

PSD

29/01/2019

CF

5.27GHz

Span

60MHz

RBW

1MHz

VBW

3MHz

Sweep Time

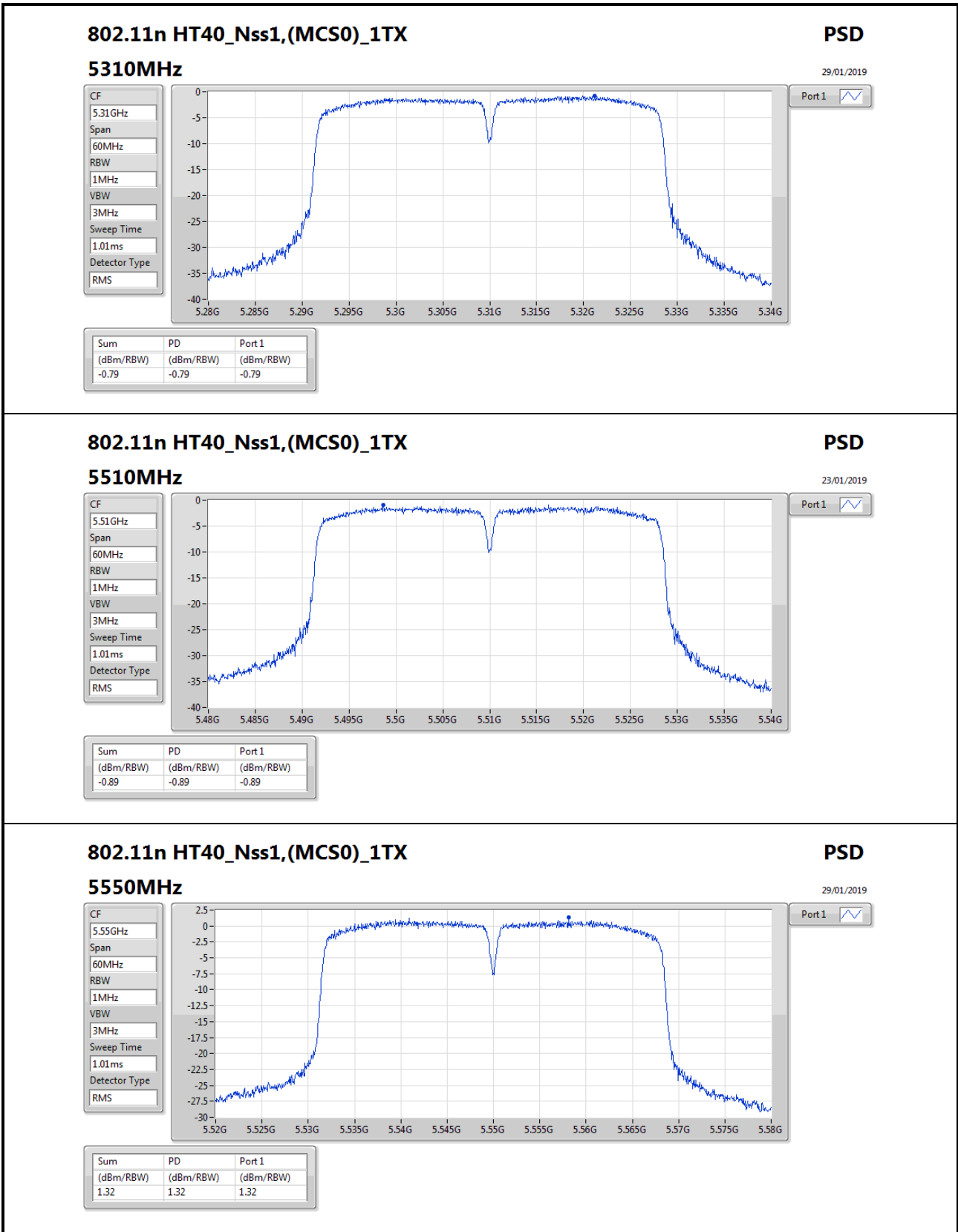
1.01ms

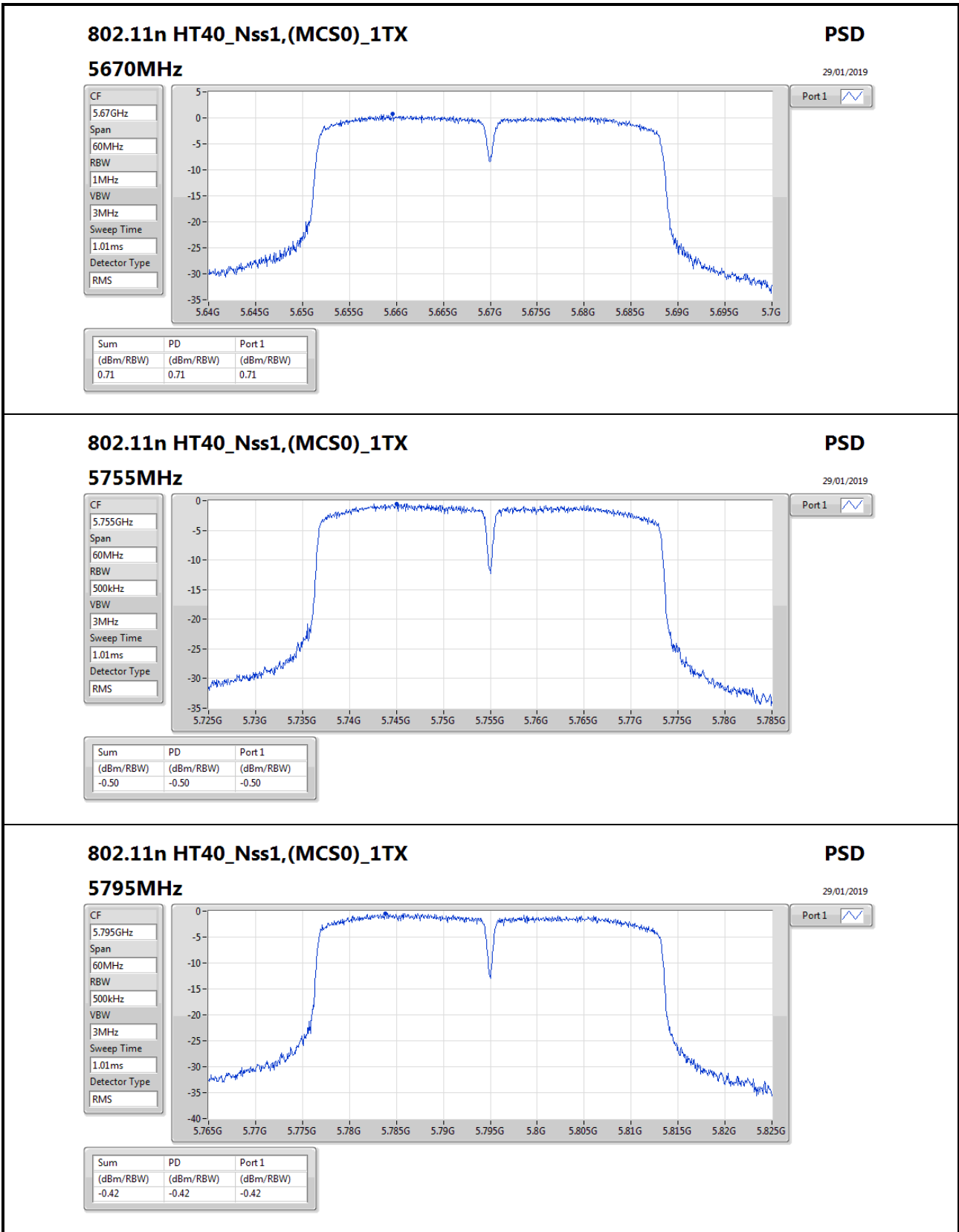
Detector Type

RMS

Port 1

Sum	PD	Port 1
(dBm/RBW)	(dBm/RBW)	(dBm/RBW)
-0.02	-0.02	-0.02





802.11n HT40_Nss1,(MCS0)_1TX

5795MHz

PSD

29/01/2019

CF

5.795GHz

Span

60MHz

RBW

500kHz

VBW

3MHz

Sweep Time

1.01ms

Detector Type

RMS

Port 1

Sum	PD	Port 1
(dBm/RBW)	(dBm/RBW)	(dBm/RBW)
-0.42	-0.42	-0.42



Summary

Mode	Result	Type	Freq (Hz)	Level (dBuV/m)	Limit (dBuV/m)	Margin (dB)	Factor (dB)	Dist (m)	Condition	Azimuth (°)	Height (m)	Comments
5.725-5.85GHz	-	-	-	-	-	-	-	-	-	-	-	-
802.11n HT40_Nss1,(MCS0)_1TX	Pass	PK	66.86M	36.64	40.00	-3.36	-15.49	3	Horizontal	360	1.00	-



Result

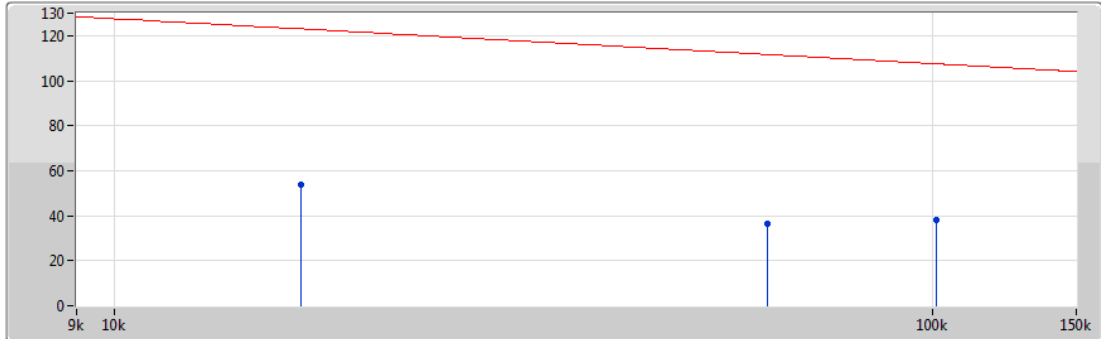
Mode	Result	Type	Freq (Hz)	Level (dBuV/m)	Limit (dBuV/m)	Margin (dB)	Factor (dB)	Dist (m)	Condition	Azimuth (°)	Height (m)	Comments
802.11n HT40_Nss1,(MCS0)_1TX	-	-	-	-	-	-	-	-	-	-	-	-
5795MHz	Pass	PK	16.896k	-25.99	43.05	-69.04	21.94	300	Horizontal	360	1.00	-
5795MHz	Pass	PK	62.862k	-43.51	31.64	-75.15	21.07	300	Horizontal	360	1.00	-
5795MHz	Pass	PK	101.214k	-42.14	27.50	-69.64	20.78	300	Horizontal	360	1.00	-
5795MHz	Pass	PK	209.7k	-44.67	21.17	-65.84	20.70	300	Horizontal	0	1.00	-
5795MHz	Pass	PK	490k	-6.00	33.80	-39.80	20.39	30	Horizontal	0	1.00	-
5795MHz	Pass	PK	12.866M	-10.18	29.54	-39.72	22.43	30	Horizontal	0	1.00	-
5795MHz	Pass	PK	33.88M	29.31	40.00	-10.69	-6.69	3	Vertical	0	1.00	-
5795MHz	Pass	PK	113.42M	27.25	43.50	-16.25	-9.10	3	Vertical	0	1.00	-
5795MHz	Pass	PK	262.8M	22.71	46.00	-23.29	-5.85	3	Vertical	0	1.00	-
5795MHz	Pass	PK	672.14M	38.39	46.00	-7.61	-0.28	3	Vertical	0	1.00	-
5795MHz	Pass	PK	757.5M	36.97	46.00	-9.03	1.00	3	Vertical	0	1.00	-
5795MHz	Pass	PK	840.92M	35.18	46.00	-10.82	1.73	3	Vertical	0	1.00	-
5795MHz	Pass	PK	33.88M	27.03	40.00	-12.97	-6.69	3	Horizontal	360	1.00	-
5795MHz	Pass	PK	171.62M	27.53	43.50	-15.97	-10.80	3	Horizontal	360	1.00	-
5795MHz	Pass	PK	264.74M	29.67	46.00	-16.33	-5.91	3	Horizontal	360	1.00	-
5795MHz	Pass	PK	503.36M	33.81	46.00	-12.19	-2.37	3	Horizontal	360	1.00	-
5795MHz	Pass	PK	672.14M	39.09	46.00	-6.91	-0.28	3	Horizontal	360	1.00	-
5795MHz	Pass	PK	840.92M	40.05	46.00	-5.95	1.73	3	Horizontal	360	1.00	-
5795MHz	Pass	PK	14.64k	-23.85	44.29	-68.14	21.92	300	Horizontal	360	1.00	-
5795MHz	Pass	PK	31.56k	-40.90	37.62	-78.52	21.99	300	Horizontal	360	1.00	-
5795MHz	Pass	PK	102.906k	-44.52	27.36	-71.88	20.78	300	Horizontal	360	1.00	-
5795MHz	Pass	PK	388.8k	-36.93	15.81	-52.74	20.52	300	Horizontal	0	1.00	-
5795MHz	Pass	PK	1.105M	-4.54	26.74	-31.28	21.03	30	Horizontal	0	1.00	-
5795MHz	Pass	PK	2.299M	0.70	29.54	-28.84	20.88	30	Horizontal	0	1.00	-
5795MHz	Pass	PK	41.64M	36.34	40.00	-3.66	-10.45	3	Vertical	0	1.00	-
5795MHz	Pass	PK	101.78M	28.54	43.50	-14.96	-10.04	3	Vertical	0	1.00	-
5795MHz	Pass	PK	243.4M	39.64	46.00	-6.36	-7.76	3	Vertical	0	1.00	-
5795MHz	Pass	PK	672.14M	36.97	46.00	-9.03	-0.28	3	Vertical	0	1.00	-
5795MHz	Pass	PK	757.5M	37.71	46.00	-8.29	1.00	3	Vertical	0	1.00	-
5795MHz	Pass	PK	840.92M	34.81	46.00	-11.19	1.73	3	Vertical	0	1.00	-
5795MHz	Pass	PK	66.86M	36.64	40.00	-3.36	-15.49	3	Horizontal	360	1.00	-
5795MHz	Pass	PK	103.72M	37.39	43.50	-6.11	-9.86	3	Horizontal	360	1.00	-
5795MHz	Pass	PK	672.14M	40.48	46.00	-5.52	-0.28	3	Horizontal	360	1.00	-
5795MHz	Pass	PK	730.34M	42.37	46.00	-3.63	0.50	3	Horizontal	360	1.00	-
5795MHz	Pass	PK	840.92M	42.45	46.00	-3.55	1.73	3	Horizontal	360	1.00	-
5795MHz	Pass	QP	239.52M	36.05	46.00	-9.95	-8.23	3	Horizontal	231	1.43	-



802.11n HT40_Nss1,(MCS0)_1TX

04/03/2019

5795MHz_Adapter



Lim.PK
 PK
 Lim.AV
 AV

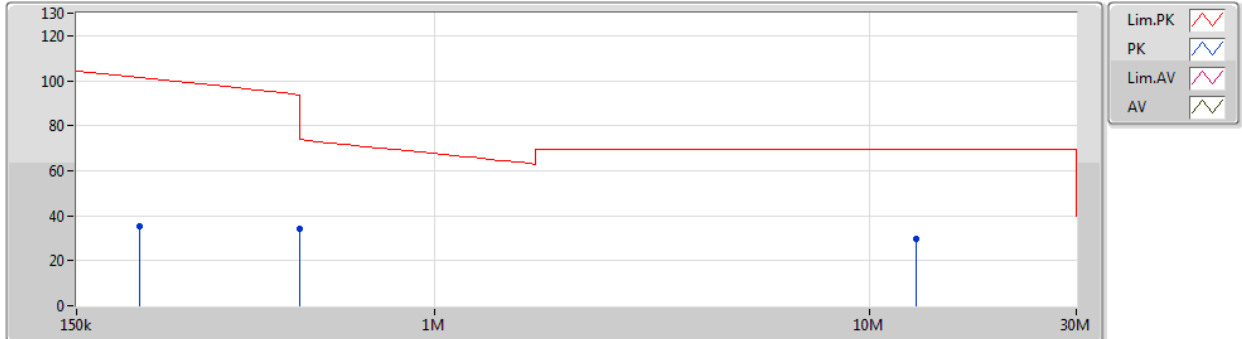
Type	Freq (Hz)	Level (dBuV/m)	Factor (dB)	Dist (m)	Condition	Azimuth (°)	Height (m)	Comment
PK	16.896k	54.01	21.94	3	Horizontal	360	1.00	-
PK	62.862k	36.49	21.07	3	Horizontal	360	1.00	-
PK	101.214k	37.86	20.78	3	Horizontal	360	1.00	-

Frequency (kHz)	Level (dBuV/m)	Level (dBuV/m)	limit (dBuV/m)	Margin
16.896	54.01 @ 3 m	-25.99 @ 300m	43.05	-69.04
62.862	36.49 @ 3 m	-43.51 @ 300m	31.64	-75.15
101.214	37.86 @ 3 m	-42.14 @ 300m	27.50	-69.64

802.11n HT40_Nss1,(MCS0)_1TX

04/03/2019

5795MHz_Adapter



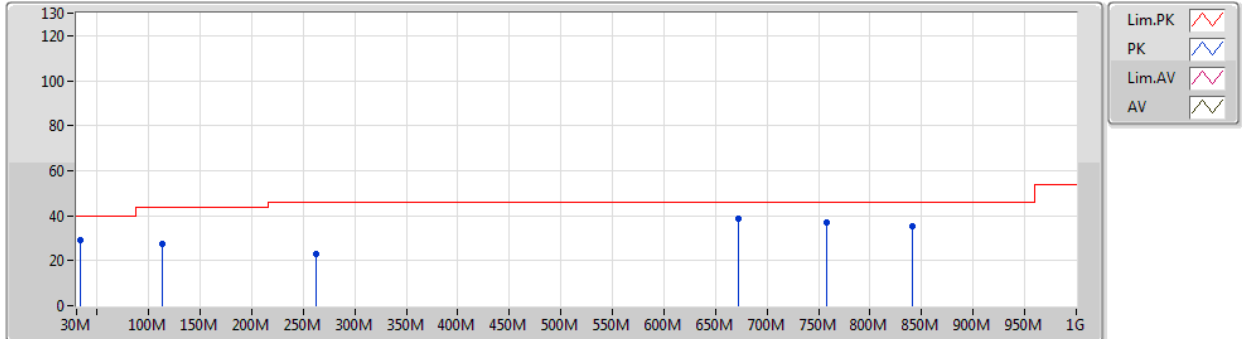
Type	Freq (Hz)	Level (dBuV/m)	Factor (dB)	Dist (m)	Condition	Azimuth (°)	Height (m)	Comment
PK	209.7k	35.33	20.70	3	Horizontal	0	1.00	-
PK	490k	34.00	20.39	3	Horizontal	0	1.00	-
PK	12.866M	29.82	22.43	3	Horizontal	0	1.00	-

Frequency (kHz)	Level (dBuV/m)	Level (dBuV/m)	limit (dBuV/m)	Margin
209.7	35.33 @ 3 m	-44.67 @ 300m	21.17	-65.84
490	34.00 @ 3 m	-6.00 @ 30m	33.80	-39.80
12866	29.82 @ 3 m	-10.18 @ 300m	29.54	-39.72

802.11n HT40_Nss1,(MCS0)_1TX

22/01/2019

5795MHz_Adapter

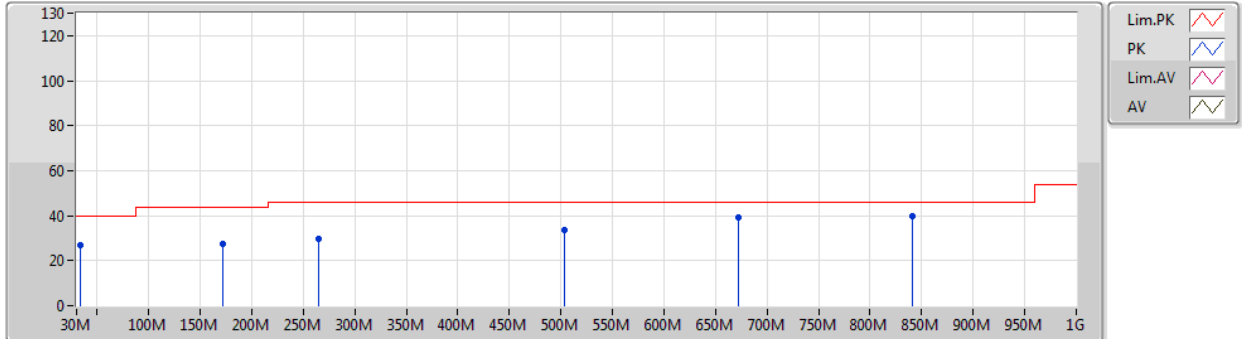


Type	Freq (Hz)	Level (dBuV/m)	Limit (dBuV/m)	Margin (dB)	Factor (dB)	Dist (m)	Condition	Azimuth (°)	Height (m)	Comment
PK	33.88M	29.31	40.00	-10.69	-6.69	3	Vertical	0	1.00	-
PK	113.42M	27.25	43.50	-16.25	-9.10	3	Vertical	0	1.00	-
PK	262.8M	22.71	46.00	-23.29	-5.85	3	Vertical	0	1.00	-
PK	672.14M	38.39	46.00	-7.61	-0.28	3	Vertical	0	1.00	-
PK	757.5M	36.97	46.00	-9.03	1.00	3	Vertical	0	1.00	-
PK	840.92M	35.18	46.00	-10.82	1.73	3	Vertical	0	1.00	-

802.11n HT40_Nss1,(MCS0)_1TX

22/01/2019

5795MHz_Adapter



Type	Freq (Hz)	Level (dBuV/m)	Limit (dBuV/m)	Margin (dB)	Factor (dB)	Dist (m)	Condition	Azimuth (°)	Height (m)	Comment
PK	33.88M	27.03	40.00	-12.97	-6.69	3	Horizontal	360	1.00	-
PK	171.62M	27.53	43.50	-15.97	-10.80	3	Horizontal	360	1.00	-
PK	264.74M	29.67	46.00	-16.33	-5.91	3	Horizontal	360	1.00	-
PK	503.36M	33.81	46.00	-12.19	-2.37	3	Horizontal	360	1.00	-
PK	672.14M	39.09	46.00	-6.91	-0.28	3	Horizontal	360	1.00	-
PK	840.92M	40.05	46.00	-5.95	1.73	3	Horizontal	360	1.00	-

802.11n HT40_Nss1,(MCS0)_1TX

04/03/2019

5795MHz_USB



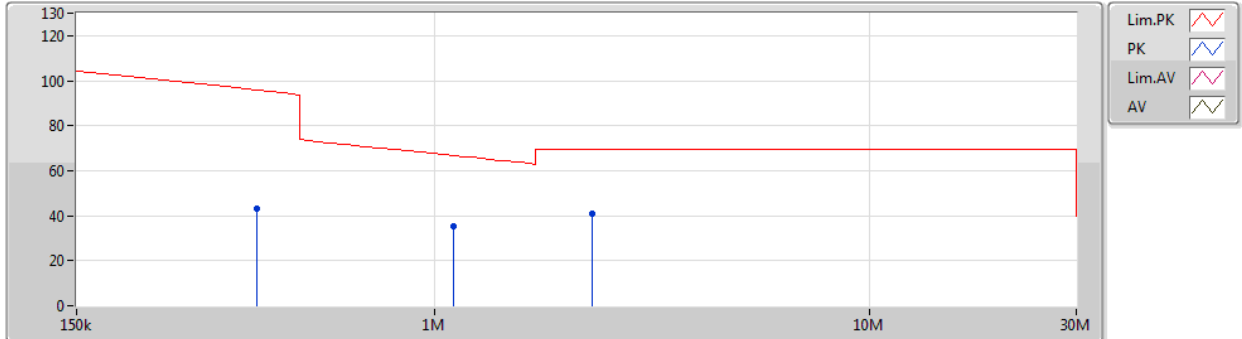
Type	Freq (Hz)	Level (dBuV/m)	Factor (dB)	Dist (m)	Condition	Azimuth (°)	Height (m)	Comment
PK	14.64k	56.15	21.92	3	Horizontal	360	1.00	-
PK	31.56k	39.10	21.99	3	Horizontal	360	1.00	-
PK	102.906k	35.48	20.78	3	Horizontal	360	1.00	-

Frequency (kHz)	Level (dBuV/m)	Level (dBuV/m)	limit (dBuV/m)	Margin
14.64	56.15 @ 3 m	-23.85 @ 300m	44.29	-68.14
31.56	39.10 @ 3 m	-40.90 @ 300m	37.62	-78.52
102.906	35.48 @ 3 m	-44.52 @ 300m	27.36	-71.88

802.11n HT40_Nss1,(MCS0)_1TX

04/03/2019

5795MHz_USB



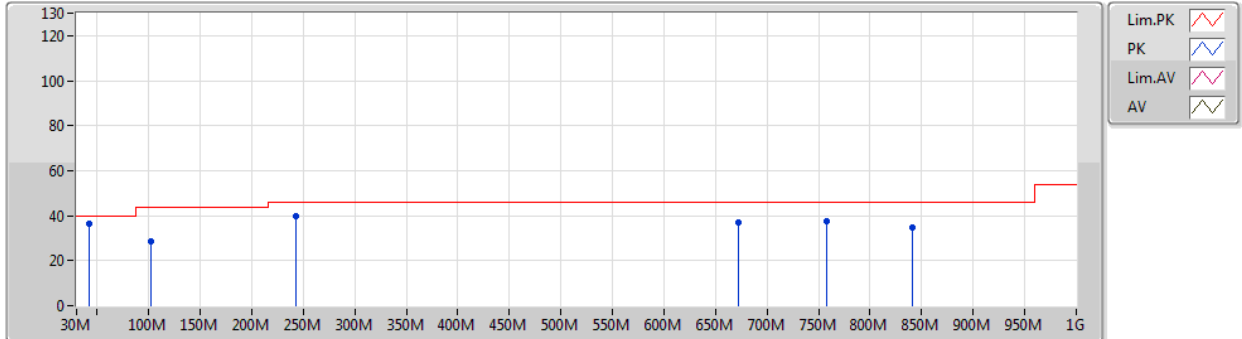
Type	Freq (Hz)	Level (dBuV/m)	Factor (dB)	Dist (m)	Condition	Azimuth (°)	Height (m)	Comment
PK	388.8k	43.07	20.52	3	Horizontal	0	1.00	-
PK	1.105M	35.46	21.03	3	Horizontal	0	1.00	-
PK	2.299M	40.70	20.88	3	Horizontal	0	1.00	-

Frequency (kHz)	Level (dBuV/m)	Level (dBuV/m)	limit (dBuV/m)	Margin
388.8	43.07 @ 3 m	-36.93 @ 300m	15.81	-52.74
1105	35.46 @ 3 m	-4.54 @ 30m	26.74	-31.28
2299	40.70 @ 3 m	0.70 @ 30m	29.54	-28.84

802.11n HT40_Nss1,(MCS0)_1TX

22/01/2019

5795MHz_USB

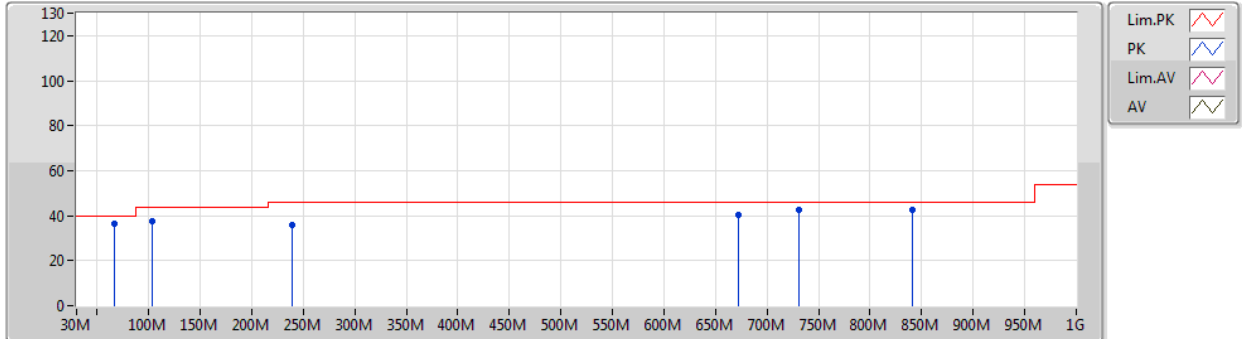


Type	Freq (Hz)	Level (dBuV/m)	Limit (dBuV/m)	Margin (dB)	Factor (dB)	Dist (m)	Condition	Azimuth (°)	Height (m)	Comment
PK	41.64M	36.34	40.00	-3.66	-10.45	3	Vertical	0	1.00	-
PK	101.78M	28.54	43.50	-14.96	-10.04	3	Vertical	0	1.00	-
PK	243.4M	39.64	46.00	-6.36	-7.76	3	Vertical	0	1.00	-
PK	672.14M	36.97	46.00	-9.03	-0.28	3	Vertical	0	1.00	-
PK	757.5M	37.71	46.00	-8.29	1.00	3	Vertical	0	1.00	-
PK	840.92M	34.81	46.00	-11.19	1.73	3	Vertical	0	1.00	-

802.11n HT40_Nss1,(MCS0)_1TX

22/01/2019

5795MHz_USB



Type	Freq (Hz)	Level (dBuV/m)	Limit (dBuV/m)	Margin (dB)	Factor (dB)	Dist (m)	Condition	Azimuth (°)	Height (m)	Comment
PK	66.86M	36.64	40.00	-3.36	-15.49	3	Horizontal	360	1.00	-
PK	103.72M	37.39	43.50	-6.11	-9.86	3	Horizontal	360	1.00	-
PK	672.14M	40.48	46.00	-5.52	-0.28	3	Horizontal	360	1.00	-
PK	730.34M	42.37	46.00	-3.63	0.50	3	Horizontal	360	1.00	-
PK	840.92M	42.45	46.00	-3.55	1.73	3	Horizontal	360	1.00	-
QP	239.52M	36.05	46.00	-9.95	-8.23	3	Horizontal	231	1.43	-



Summary

Mode	Result	Type	Freq (Hz)	Level (dBuV/m)	Limit (dBuV/m)	Margin (dB)	Factor (dB)	Dist (m)	Condition	Azimuth (°)	Height (m)	Comments
5.15-5.25GHz	-	-	-	-	-	-	-	-	-	-	-	-
802.11a_Nss1,(6Mbps)_1TX	Pass	AV	5.1486G	45.52	54.00	-8.48	4.13	3	Horizontal	353	2.99	-
802.11n HT20_Nss1,(MCS0)_1TX	Pass	AV	5.1494G	45.76	54.00	-8.24	4.13	3	Horizontal	352	2.99	-
802.11n HT40_Nss1,(MCS0)_1TX	Pass	AV	5.15G	50.46	54.00	-3.54	4.13	3	Horizontal	327	1.01	-
5.25-5.35GHz	-	-	-	-	-	-	-	-	-	-	-	-
802.11a_Nss1,(6Mbps)_1TX	Pass	AV	5.3506G	45.63	54.00	-8.37	4.39	3	Horizontal	357	2.99	-
802.11n HT20_Nss1,(MCS0)_1TX	Pass	AV	5.3502G	45.22	54.00	-8.78	4.39	3	Horizontal	318	1.01	-
802.11n HT40_Nss1,(MCS0)_1TX	Pass	AV	5.35G	50.83	54.00	-3.17	4.39	3	Horizontal	319	1.01	-
5.47-5.725GHz	-	-	-	-	-	-	-	-	-	-	-	-
802.11a_Nss1,(6Mbps)_1TX	Pass	PK	5.7276G	65.74	68.20	-2.46	5.09	3	Horizontal	187	1.00	-
802.11n HT20_Nss1,(MCS0)_1TX	Pass	PK	5.7252G	64.45	68.20	-3.75	5.08	3	Horizontal	186	1.01	-
802.11n HT40_Nss1,(MCS0)_1TX	Pass	PK	5.468G	65.91	68.20	-2.29	4.54	3	Horizontal	308	1.01	-
5.725-5.85GHz	-	-	-	-	-	-	-	-	-	-	-	-
802.11a_Nss1,(6Mbps)_1TX	Pass	AV	11.65G	47.53	54.00	-6.47	14.85	3	Vertical	252	1.03	-
802.11n HT20_Nss1,(MCS0)_1TX	Pass	AV	11.64958G	47.79	54.00	-6.21	14.85	3	Vertical	255	1.01	-
802.11n HT40_Nss1,(MCS0)_1TX	Pass	PK	5.9614G	59.15	68.20	-9.05	5.43	3	Horizontal	38	2.91	-



Result

Mode	Result	Type	Freq (Hz)	Level (dBuV/m)	Limit (dBuV/m)	Margin (dB)	Factor (dB)	Dist (m)	Condition	Azimuth (°)	Height (m)	Comments
802.11a_Nss1,(6Mbps)_1TX	-	-	-	-	-	-	-	-	-	-	-	-
5180MHz	Pass	AV	5.1472G	45.10	54.00	-8.90	4.13	3	Vertical	29	2.72	-
5180MHz	Pass	AV	5.1848G	89.39	Inf	-Inf	4.19	3	Vertical	29	2.72	-
5180MHz	Pass	PK	5.1346G	57.79	74.00	-16.21	4.11	3	Vertical	29	2.72	-
5180MHz	Pass	PK	5.185G	98.94	Inf	-Inf	4.19	3	Vertical	29	2.72	-
5180MHz	Pass	AV	5.1486G	45.52	54.00	-8.48	4.13	3	Horizontal	353	2.99	-
5180MHz	Pass	AV	5.1824G	93.92	Inf	-Inf	4.19	3	Horizontal	353	2.99	-
5180MHz	Pass	PK	5.1472G	57.73	74.00	-16.27	4.13	3	Horizontal	353	2.99	-
5180MHz	Pass	PK	5.185G	103.80	Inf	-Inf	4.19	3	Horizontal	353	2.99	-
5180MHz	Pass	AV	10.36024G	44.83	54.00	-9.17	14.11	3	Vertical	180	1.01	-
5180MHz	Pass	PK	10.36018G	58.65	74.00	-15.35	14.11	3	Vertical	180	1.01	-
5180MHz	Pass	AV	10.36132G	44.43	54.00	-9.57	14.11	3	Horizontal	209	1.01	-
5180MHz	Pass	PK	10.35616G	58.40	74.00	-15.60	14.11	3	Horizontal	209	1.01	-
5200MHz	Pass	AV	5.1092G	44.89	54.00	-9.11	4.08	3	Vertical	32	2.99	-
5200MHz	Pass	AV	5.2052G	90.31	Inf	-Inf	4.21	3	Vertical	32	2.99	-
5200MHz	Pass	PK	5.13G	57.93	74.00	-16.07	4.11	3	Vertical	32	2.99	-
5200MHz	Pass	PK	5.2024G	100.05	Inf	-Inf	4.21	3	Vertical	32	2.99	-
5200MHz	Pass	AV	5.126G	45.12	54.00	-8.88	4.10	3	Horizontal	327	1.00	-
5200MHz	Pass	AV	5.2048G	92.20	Inf	-Inf	4.21	3	Horizontal	327	1.00	-
5200MHz	Pass	PK	5.1208G	57.42	74.00	-16.58	4.09	3	Horizontal	327	1.00	-
5200MHz	Pass	PK	5.204G	102.04	Inf	-Inf	4.21	3	Horizontal	327	1.00	-
5200MHz	Pass	AV	10.39958G	44.38	54.00	-9.62	14.20	3	Vertical	184	1.20	-
5200MHz	Pass	PK	10.40648G	58.20	74.00	-15.80	14.23	3	Vertical	184	1.20	-
5200MHz	Pass	AV	10.40552G	43.71	54.00	-10.29	14.23	3	Horizontal	221	1.47	-
5200MHz	Pass	PK	10.39664G	56.68	74.00	-17.32	14.20	3	Horizontal	221	1.47	-
5240MHz	Pass	AV	5.1182G	44.83	54.00	-9.17	4.09	3	Vertical	21	2.83	-
5240MHz	Pass	AV	5.2442G	88.47	Inf	-Inf	4.26	3	Vertical	21	2.83	-
5240MHz	Pass	AV	5.369G	44.71	54.00	-9.29	4.41	3	Vertical	21	2.83	-
5240MHz	Pass	PK	5.1308G	57.20	74.00	-16.80	4.11	3	Vertical	21	2.83	-
5240MHz	Pass	PK	5.2436G	99.37	Inf	-Inf	4.26	3	Vertical	21	2.83	-
5240MHz	Pass	PK	5.3822G	56.78	74.00	-17.22	4.43	3	Vertical	21	2.83	-
5240MHz	Pass	AV	5.1116G	45.09	54.00	-8.91	4.08	3	Horizontal	326	1.01	-
5240MHz	Pass	AV	5.2352G	94.06	Inf	-Inf	4.25	3	Horizontal	326	1.01	-
5240MHz	Pass	AV	5.375G	45.32	54.00	-8.68	4.42	3	Horizontal	326	1.01	-
5240MHz	Pass	PK	5.1464G	57.79	74.00	-16.21	4.13	3	Horizontal	326	1.01	-
5240MHz	Pass	PK	5.2364G	103.35	Inf	-Inf	4.25	3	Horizontal	326	1.01	-
5240MHz	Pass	PK	5.3504G	57.51	74.00	-16.49	4.39	3	Horizontal	326	1.01	-
5240MHz	Pass	AV	10.47994G	44.16	54.00	-9.84	14.40	3	Vertical	77	2.94	-
5240MHz	Pass	PK	10.4896G	57.73	74.00	-16.27	14.42	3	Vertical	77	2.94	-
5240MHz	Pass	AV	10.48108G	44.18	54.00	-9.82	14.40	3	Horizontal	174	1.49	-
5240MHz	Pass	PK	10.48852G	58.36	74.00	-15.64	14.42	3	Horizontal	174	1.49	-
5260MHz	Pass	AV	5.1358G	45.05	54.00	-8.95	4.11	3	Vertical	33	2.66	-
5260MHz	Pass	AV	5.2642G	88.54	Inf	-Inf	4.29	3	Vertical	33	2.66	-
5260MHz	Pass	AV	5.3932G	44.89	54.00	-9.11	4.45	3	Vertical	33	2.66	-
5260MHz	Pass	PK	5.1286G	58.07	74.00	-15.93	4.11	3	Vertical	33	2.66	-
5260MHz	Pass	PK	5.2642G	97.79	Inf	-Inf	4.29	3	Vertical	33	2.66	-
5260MHz	Pass	PK	5.3902G	57.62	74.00	-16.38	4.43	3	Vertical	33	2.66	-
5260MHz	Pass	AV	5.131G	45.45	54.00	-8.55	4.11	3	Horizontal	330	1.01	-



RSE TX above 1GHz Result

Appendix E.2

Mode	Result	Type	Freq (Hz)	Level (dBuV/m)	Limit (dBuV/m)	Margin (dB)	Factor (dB)	Dist (m)	Condition	Azimuth (°)	Height (m)	Comments
5260MHz	Pass	AV	5.2642G	91.59	Inf	-Inf	4.29	3	Horizontal	330	1.01	-
5260MHz	Pass	AV	5.3758G	44.91	54.00	-9.09	4.43	3	Horizontal	330	1.01	-
5260MHz	Pass	PK	5.1124G	57.80	74.00	-16.20	4.08	3	Horizontal	330	1.01	-
5260MHz	Pass	PK	5.2648G	101.64	Inf	-Inf	4.29	3	Horizontal	330	1.01	-
5260MHz	Pass	PK	5.3752G	57.44	74.00	-16.56	4.43	3	Horizontal	330	1.01	-
5260MHz	Pass	AV	10.51982G	45.19	54.00	-8.81	14.48	3	Vertical	98	2.47	-
5260MHz	Pass	PK	10.51676G	59.10	74.00	-14.90	14.48	3	Vertical	98	2.47	-
5260MHz	Pass	AV	10.52402G	44.77	54.00	-9.23	14.49	3	Horizontal	186	1.91	-
5260MHz	Pass	PK	10.52444G	58.56	74.00	-15.44	14.50	3	Horizontal	186	1.91	-
5300MHz	Pass	AV	5.2968G	86.84	Inf	-Inf	4.32	3	Vertical	264	1.05	-
5300MHz	Pass	AV	5.376G	44.86	54.00	-9.14	4.43	3	Vertical	264	1.05	-
5300MHz	Pass	PK	5.296G	96.55	Inf	-Inf	4.32	3	Vertical	264	1.05	-
5300MHz	Pass	PK	5.3564G	57.51	74.00	-16.49	4.40	3	Vertical	264	1.05	-
5300MHz	Pass	AV	5.296G	90.30	Inf	-Inf	4.32	3	Horizontal	185	2.99	-
5300MHz	Pass	AV	5.3572G	45.20	54.00	-8.80	4.40	3	Horizontal	185	2.99	-
5300MHz	Pass	PK	5.3024G	101.05	Inf	-Inf	4.33	3	Horizontal	185	2.99	-
5300MHz	Pass	PK	5.3704G	58.27	74.00	-15.73	4.41	3	Horizontal	185	2.99	-
5300MHz	Pass	AV	10.59988G	44.96	54.00	-9.04	14.68	3	Vertical	242	2.95	-
5300MHz	Pass	PK	10.60114G	58.92	74.00	-15.08	14.68	3	Vertical	242	2.95	-
5300MHz	Pass	AV	10.58992G	43.78	54.00	-10.22	14.65	3	Horizontal	235	1.50	-
5300MHz	Pass	PK	10.61404G	57.71	74.00	-16.29	14.71	3	Horizontal	235	1.50	-
5320MHz	Pass	AV	5.3246G	87.90	Inf	-Inf	4.35	3	Vertical	25	2.76	-
5320MHz	Pass	AV	5.3622G	44.75	54.00	-9.25	4.41	3	Vertical	25	2.76	-
5320MHz	Pass	PK	5.3226G	97.88	Inf	-Inf	4.35	3	Vertical	25	2.76	-
5320MHz	Pass	PK	5.3552G	57.29	74.00	-16.71	4.40	3	Vertical	25	2.76	-
5320MHz	Pass	AV	5.3248G	92.43	Inf	-Inf	4.35	3	Horizontal	357	2.99	-
5320MHz	Pass	AV	5.3506G	45.63	54.00	-8.37	4.39	3	Horizontal	357	2.99	-
5320MHz	Pass	PK	5.3184G	101.64	Inf	-Inf	4.35	3	Horizontal	357	2.99	-
5320MHz	Pass	PK	5.3596G	57.30	74.00	-16.70	4.41	3	Horizontal	357	2.99	-
5320MHz	Pass	AV	10.62956G	43.53	54.00	-10.47	14.75	3	Vertical	21	1.50	-
5320MHz	Pass	PK	10.63016G	57.39	74.00	-16.61	14.75	3	Vertical	21	1.50	-
5320MHz	Pass	AV	10.63736G	43.73	54.00	-10.27	14.76	3	Horizontal	215	1.01	-
5320MHz	Pass	PK	10.64888G	56.85	74.00	-17.15	14.79	3	Horizontal	215	1.01	-
5500MHz	Pass	AV	5.4596G	44.69	54.00	-9.31	4.53	3	Vertical	274	1.01	-
5500MHz	Pass	AV	5.504G	89.79	Inf	-Inf	4.59	3	Vertical	274	1.01	-
5500MHz	Pass	PK	5.465G	58.03	68.20	-10.17	4.54	3	Vertical	274	1.01	-
5500MHz	Pass	PK	5.5032G	99.69	Inf	-Inf	4.58	3	Vertical	274	1.01	-
5500MHz	Pass	AV	5.4508G	45.87	54.00	-8.13	4.52	3	Horizontal	174	1.01	-
5500MHz	Pass	AV	5.5044G	93.62	Inf	-Inf	4.59	3	Horizontal	174	1.01	-
5500MHz	Pass	PK	5.4654G	58.10	68.20	-10.10	4.54	3	Horizontal	174	1.01	-
5500MHz	Pass	PK	5.5036G	103.28	Inf	-Inf	4.59	3	Horizontal	174	1.01	-
5500MHz	Pass	AV	10.99994G	47.96	54.00	-6.04	15.61	3	Vertical	340	1.00	-
5500MHz	Pass	PK	11.0009G	61.41	74.00	-12.59	15.61	3	Vertical	340	1.00	-
5500MHz	Pass	AV	11.00018G	47.65	54.00	-6.35	15.61	3	Horizontal	190	1.04	-
5500MHz	Pass	PK	11.00108G	61.25	74.00	-12.75	15.61	3	Horizontal	190	1.04	-
5580MHz	Pass	AV	5.4534G	44.67	54.00	-9.33	4.52	3	Vertical	278	1.01	-
5580MHz	Pass	AV	5.5746G	90.34	Inf	-Inf	4.72	3	Vertical	278	1.01	-
5580MHz	Pass	PK	5.4666G	56.68	68.20	-11.52	4.54	3	Vertical	278	1.01	-
5580MHz	Pass	PK	5.5746G	99.99	Inf	-Inf	4.72	3	Vertical	278	1.01	-



RSE TX above 1GHz Result

Appendix E.2

Mode	Result	Type	Freq (Hz)	Level (dBuV/m)	Limit (dBuV/m)	Margin (dB)	Factor (dB)	Dist (m)	Condition	Azimuth (°)	Height (m)	Comments
5580MHz	Pass	PK	5.7258G	55.93	68.20	-12.27	5.08	3	Vertical	278	1.01	-
5580MHz	Pass	AV	5.4516G	45.50	54.00	-8.50	4.52	3	Horizontal	309	1.01	-
5580MHz	Pass	AV	5.5764G	95.55	Inf	-Inf	4.72	3	Horizontal	309	1.01	-
5580MHz	Pass	PK	5.4636G	57.42	68.20	-10.78	4.53	3	Horizontal	309	1.01	-
5580MHz	Pass	PK	5.5758G	104.99	Inf	-Inf	4.72	3	Horizontal	309	1.01	-
5580MHz	Pass	PK	5.7258G	57.68	68.20	-10.52	5.08	3	Horizontal	309	1.01	-
5580MHz	Pass	AV	11.1603G	46.85	54.00	-7.15	15.43	3	Vertical	343	1.02	-
5580MHz	Pass	PK	11.16222G	61.19	74.00	-12.81	15.43	3	Vertical	343	1.02	-
5580MHz	Pass	AV	11.16006G	44.91	54.00	-9.09	15.43	3	Horizontal	191	1.01	-
5580MHz	Pass	PK	11.15988G	59.01	74.00	-14.99	15.43	3	Horizontal	191	1.01	-
5700MHz	Pass	AV	5.6972G	92.45	Inf	-Inf	5.02	3	Vertical	269	1.00	-
5700MHz	Pass	PK	5.704G	102.00	Inf	-Inf	5.04	3	Vertical	269	1.00	-
5700MHz	Pass	PK	5.726G	60.71	68.20	-7.49	5.08	3	Vertical	269	1.00	-
5700MHz	Pass	AV	5.6972G	94.55	Inf	-Inf	5.02	3	Horizontal	187	1.00	-
5700MHz	Pass	PK	5.7036G	104.92	Inf	-Inf	5.03	3	Horizontal	187	1.00	-
5700MHz	Pass	PK	5.7276G	65.74	68.20	-2.46	5.09	3	Horizontal	187	1.00	-
5700MHz	Pass	AV	11.39982G	46.32	54.00	-7.68	15.14	3	Vertical	349	1.02	-
5700MHz	Pass	PK	11.40114G	59.89	74.00	-14.11	15.14	3	Vertical	349	1.02	-
5700MHz	Pass	AV	11.39994G	43.07	54.00	-10.93	15.14	3	Horizontal	353	2.97	-
5700MHz	Pass	PK	11.4069G	56.38	74.00	-17.62	15.14	3	Horizontal	353	2.97	-
5745MHz	Pass	AV	5.7402G	92.46	Inf	-Inf	5.12	3	Vertical	267	1.00	-
5745MHz	Pass	PK	5.6346G	57.75	68.20	-10.45	4.85	3	Vertical	267	1.00	-
5745MHz	Pass	PK	5.7414G	101.76	Inf	-Inf	5.12	3	Vertical	267	1.00	-
5745MHz	Pass	PK	5.9718G	58.01	68.20	-10.19	5.44	3	Vertical	267	1.00	-
5745MHz	Pass	AV	5.7498G	95.99	Inf	-Inf	5.14	3	Horizontal	316	1.01	-
5745MHz	Pass	PK	5.5458G	57.84	68.20	-10.36	4.66	3	Horizontal	316	1.01	-
5745MHz	Pass	PK	5.7402G	105.65	Inf	-Inf	5.12	3	Horizontal	316	1.01	-
5745MHz	Pass	PK	5.9502G	57.34	68.20	-10.86	5.41	3	Horizontal	316	1.01	-
5745MHz	Pass	AV	11.49006G	46.91	54.00	-7.09	15.04	3	Vertical	101	1.01	-
5745MHz	Pass	PK	11.48874G	61.00	74.00	-13.00	15.04	3	Vertical	101	1.01	-
5745MHz	Pass	AV	11.49294G	42.96	54.00	-11.04	15.04	3	Horizontal	224	1.75	-
5745MHz	Pass	PK	11.47752G	57.04	74.00	-16.96	15.06	3	Horizontal	224	1.75	-
5785MHz	Pass	AV	5.7802G	92.89	Inf	-Inf	5.21	3	Vertical	266	1.01	-
5785MHz	Pass	PK	5.5558G	57.88	68.20	-10.32	4.69	3	Vertical	266	1.01	-
5785MHz	Pass	PK	5.7814G	102.09	Inf	-Inf	5.22	3	Vertical	266	1.01	-
5785MHz	Pass	PK	5.9314G	57.83	68.20	-10.37	5.38	3	Vertical	266	1.01	-
5785MHz	Pass	AV	5.7814G	98.52	Inf	-Inf	5.22	3	Horizontal	309	1.01	-
5785MHz	Pass	PK	5.6062G	58.35	68.20	-9.85	4.79	3	Horizontal	309	1.01	-
5785MHz	Pass	PK	5.7838G	108.48	Inf	-Inf	5.22	3	Horizontal	309	1.01	-
5785MHz	Pass	PK	5.9734G	58.09	68.20	-10.11	5.44	3	Horizontal	309	1.01	-
5785MHz	Pass	AV	11.57G	47.39	54.00	-6.61	14.96	3	Vertical	251	1.01	-
5785MHz	Pass	PK	11.5709G	61.06	74.00	-12.94	14.95	3	Vertical	251	1.01	-
5785MHz	Pass	AV	11.56778G	43.11	54.00	-10.89	14.96	3	Horizontal	226	1.00	-
5785MHz	Pass	PK	11.5655G	56.57	74.00	-17.43	14.96	3	Horizontal	226	1.00	-
5825MHz	Pass	AV	5.8214G	93.62	Inf	-Inf	5.29	3	Vertical	275	1.02	-
5825MHz	Pass	PK	5.5406G	57.74	68.20	-10.46	4.66	3	Vertical	275	1.02	-
5825MHz	Pass	PK	5.8262G	103.55	Inf	-Inf	5.28	3	Vertical	275	1.02	-
5825MHz	Pass	PK	5.9798G	57.66	68.20	-10.54	5.43	3	Vertical	275	1.02	-
5825MHz	Pass	AV	5.8202G	94.54	Inf	-Inf	5.29	3	Horizontal	314	1.01	-



RSE TX above 1GHz Result

Appendix E.2

Mode	Result	Type	Freq (Hz)	Level (dBuV/m)	Limit (dBuV/m)	Margin (dB)	Factor (dB)	Dist (m)	Condition	Azimuth (°)	Height (m)	Comments
5825MHz	Pass	PK	5.555G	58.13	68.20	-10.07	4.69	3	Horizontal	314	1.01	-
5825MHz	Pass	PK	5.8214G	103.93	Inf	-Inf	5.29	3	Horizontal	314	1.01	-
5825MHz	Pass	PK	5.945G	58.16	68.20	-10.04	5.40	3	Horizontal	314	1.01	-
5825MHz	Pass	AV	11.65G	47.53	54.00	-6.47	14.85	3	Vertical	252	1.03	-
5825MHz	Pass	PK	11.64952G	61.38	74.00	-12.62	14.85	3	Vertical	252	1.03	-
5825MHz	Pass	AV	11.65162G	43.78	54.00	-10.22	14.85	3	Horizontal	182	1.03	-
5825MHz	Pass	PK	11.65552G	57.60	74.00	-16.40	14.84	3	Horizontal	182	1.03	-
802.11n HT20_Nss1,(MCS0)_1TX	-	-	-	-	-	-	-	-	-	-	-	-
5180MHz	Pass	AV	5.149G	45.40	54.00	-8.60	4.13	3	Vertical	29	2.73	-
5180MHz	Pass	AV	5.1774G	90.40	Inf	-Inf	4.18	3	Vertical	29	2.73	-
5180MHz	Pass	PK	5.1496G	57.59	74.00	-16.41	4.13	3	Vertical	29	2.73	-
5180MHz	Pass	PK	5.177G	100.29	Inf	-Inf	4.18	3	Vertical	29	2.73	-
5180MHz	Pass	AV	5.1494G	45.76	54.00	-8.24	4.13	3	Horizontal	352	2.99	-
5180MHz	Pass	AV	5.183G	93.80	Inf	-Inf	4.19	3	Horizontal	352	2.99	-
5180MHz	Pass	PK	5.1368G	57.98	74.00	-16.02	4.11	3	Horizontal	352	2.99	-
5180MHz	Pass	PK	5.177G	103.81	Inf	-Inf	4.18	3	Horizontal	352	2.99	-
5180MHz	Pass	AV	10.36474G	45.10	54.00	-8.90	14.12	3	Vertical	181	1.05	-
5180MHz	Pass	PK	10.36486G	58.31	74.00	-15.69	14.12	3	Vertical	181	1.05	-
5180MHz	Pass	AV	10.3744G	43.17	54.00	-10.83	14.15	3	Horizontal	270	1.62	-
5180MHz	Pass	PK	10.35742G	56.24	74.00	-17.76	14.11	3	Horizontal	270	1.62	-
5200MHz	Pass	AV	5.1268G	44.93	54.00	-9.07	4.11	3	Vertical	33	2.99	-
5200MHz	Pass	AV	5.2052G	90.74	Inf	-Inf	4.21	3	Vertical	33	2.99	-
5200MHz	Pass	PK	5.1076G	57.47	74.00	-16.53	4.07	3	Vertical	33	2.99	-
5200MHz	Pass	PK	5.2048G	100.14	Inf	-Inf	4.21	3	Vertical	33	2.99	-
5200MHz	Pass	AV	5.1204G	45.08	54.00	-8.92	4.09	3	Horizontal	327	1.01	-
5200MHz	Pass	AV	5.2032G	91.62	Inf	-Inf	4.21	3	Horizontal	327	1.01	-
5200MHz	Pass	PK	5.1368G	57.83	74.00	-16.17	4.11	3	Horizontal	327	1.01	-
5200MHz	Pass	PK	5.2044G	101.44	Inf	-Inf	4.21	3	Horizontal	327	1.01	-
5200MHz	Pass	AV	10.41002G	44.41	54.00	-9.59	14.23	3	Vertical	186	1.62	-
5200MHz	Pass	PK	10.41074G	58.42	74.00	-15.58	14.23	3	Vertical	186	1.62	-
5200MHz	Pass	AV	10.4102G	43.48	54.00	-10.52	14.23	3	Horizontal	86	1.14	-
5200MHz	Pass	PK	10.3895G	57.35	74.00	-16.65	14.18	3	Horizontal	86	1.14	-
5240MHz	Pass	AV	5.1074G	44.91	54.00	-9.09	4.07	3	Vertical	36	2.82	-
5240MHz	Pass	AV	5.243G	89.90	Inf	-Inf	4.26	3	Vertical	36	2.82	-
5240MHz	Pass	AV	5.3672G	44.79	54.00	-9.21	4.41	3	Vertical	36	2.82	-
5240MHz	Pass	PK	5.1026G	57.31	74.00	-16.69	4.07	3	Vertical	36	2.82	-
5240MHz	Pass	PK	5.2388G	99.77	Inf	-Inf	4.25	3	Vertical	36	2.82	-
5240MHz	Pass	PK	5.3864G	57.44	74.00	-16.56	4.43	3	Vertical	36	2.82	-
5240MHz	Pass	AV	5.1026G	45.11	54.00	-8.89	4.07	3	Horizontal	352	2.92	-
5240MHz	Pass	AV	5.2454G	93.19	Inf	-Inf	4.26	3	Horizontal	352	2.92	-
5240MHz	Pass	AV	5.3738G	45.01	54.00	-8.99	4.42	3	Horizontal	352	2.92	-
5240MHz	Pass	PK	5.1068G	58.14	74.00	-15.86	4.07	3	Horizontal	352	2.92	-
5240MHz	Pass	PK	5.2454G	102.76	Inf	-Inf	4.26	3	Horizontal	352	2.92	-
5240MHz	Pass	PK	5.3786G	58.07	74.00	-15.93	4.43	3	Horizontal	352	2.92	-
5240MHz	Pass	AV	10.48948G	44.43	54.00	-9.57	14.42	3	Vertical	253	1.59	-
5240MHz	Pass	PK	10.49014G	57.12	74.00	-16.88	14.42	3	Vertical	253	1.59	-
5240MHz	Pass	AV	10.48816G	44.32	54.00	-9.68	14.42	3	Horizontal	347	1.37	-
5240MHz	Pass	PK	10.48834G	57.64	74.00	-16.36	14.42	3	Horizontal	347	1.37	-
5260MHz	Pass	AV	5.1292G	45.08	54.00	-8.92	4.11	3	Vertical	34	2.95	-



RSE TX above 1GHz Result

Appendix E.2

Mode	Result	Type	Freq (Hz)	Level (dBuV/m)	Limit (dBuV/m)	Margin (dB)	Factor (dB)	Dist (m)	Condition	Azimuth (°)	Height (m)	Comments
5260MHz	Pass	AV	5.2654G	89.85	Inf	-Inf	4.29	3	Vertical	34	2.95	-
5260MHz	Pass	AV	5.3758G	44.98	54.00	-9.02	4.43	3	Vertical	34	2.95	-
5260MHz	Pass	PK	5.1424G	57.33	74.00	-16.67	4.13	3	Vertical	34	2.95	-
5260MHz	Pass	PK	5.263G	99.38	Inf	-Inf	4.28	3	Vertical	34	2.95	-
5260MHz	Pass	PK	5.4022G	57.22	74.00	-16.78	4.45	3	Vertical	34	2.95	-
5260MHz	Pass	AV	5.1316G	45.12	54.00	-8.88	4.11	3	Horizontal	329	1.01	-
5260MHz	Pass	AV	5.2654G	91.67	Inf	-Inf	4.29	3	Horizontal	329	1.01	-
5260MHz	Pass	AV	5.3596G	45.08	54.00	-8.92	4.41	3	Horizontal	329	1.01	-
5260MHz	Pass	PK	5.1472G	57.77	74.00	-16.23	4.13	3	Horizontal	329	1.01	-
5260MHz	Pass	PK	5.2642G	101.37	Inf	-Inf	4.29	3	Horizontal	329	1.01	-
5260MHz	Pass	PK	5.3992G	57.69	74.00	-16.31	4.45	3	Horizontal	329	1.01	-
5260MHz	Pass	AV	10.52432G	44.79	54.00	-9.21	14.50	3	Vertical	223	2.78	-
5260MHz	Pass	PK	10.52452G	58.96	74.00	-15.04	14.50	3	Vertical	223	2.78	-
5260MHz	Pass	AV	10.52428G	44.45	54.00	-9.55	14.50	3	Horizontal	163	2.84	-
5260MHz	Pass	PK	10.52422G	59.29	74.00	-14.71	14.50	3	Horizontal	163	2.84	-
5300MHz	Pass	AV	5.3032G	89.08	Inf	-Inf	4.33	3	Vertical	38	2.77	-
5300MHz	Pass	AV	5.3568G	44.74	54.00	-9.26	4.40	3	Vertical	38	2.77	-
5300MHz	Pass	PK	5.2968G	98.58	Inf	-Inf	4.32	3	Vertical	38	2.77	-
5300MHz	Pass	PK	5.3884G	57.01	74.00	-16.99	4.43	3	Vertical	38	2.77	-
5300MHz	Pass	AV	5.3052G	92.70	Inf	-Inf	4.33	3	Horizontal	325	1.01	-
5300MHz	Pass	AV	5.378G	45.16	54.00	-8.84	4.43	3	Horizontal	325	1.01	-
5300MHz	Pass	PK	5.3048G	103.36	Inf	-Inf	4.33	3	Horizontal	325	1.01	-
5300MHz	Pass	PK	5.3756G	58.22	74.00	-15.78	4.43	3	Horizontal	325	1.01	-
5300MHz	Pass	AV	10.60282G	43.87	54.00	-10.13	14.68	3	Vertical	149	2.94	-
5300MHz	Pass	PK	10.60528G	57.84	74.00	-16.16	14.69	3	Vertical	149	2.94	-
5300MHz	Pass	AV	10.58686G	43.67	54.00	-10.33	14.64	3	Horizontal	116	1.50	-
5300MHz	Pass	PK	10.60444G	57.58	74.00	-16.42	14.69	3	Horizontal	116	1.50	-
5320MHz	Pass	AV	5.3252G	88.67	Inf	-Inf	4.36	3	Vertical	26	2.99	-
5320MHz	Pass	AV	5.3502G	45.04	54.00	-8.96	4.39	3	Vertical	26	2.99	-
5320MHz	Pass	PK	5.326G	98.43	Inf	-Inf	4.36	3	Vertical	26	2.99	-
5320MHz	Pass	PK	5.3506G	57.62	74.00	-16.38	4.39	3	Vertical	26	2.99	-
5320MHz	Pass	AV	5.3252G	91.48	Inf	-Inf	4.36	3	Horizontal	318	1.01	-
5320MHz	Pass	AV	5.3502G	45.22	54.00	-8.78	4.39	3	Horizontal	318	1.01	-
5320MHz	Pass	PK	5.3178G	101.02	Inf	-Inf	4.34	3	Horizontal	318	1.01	-
5320MHz	Pass	PK	5.35G	58.01	74.00	-15.99	4.39	3	Horizontal	318	1.01	-
5320MHz	Pass	AV	10.63646G	43.48	54.00	-10.52	14.76	3	Vertical	191	2.45	-
5320MHz	Pass	PK	10.62602G	57.11	74.00	-16.89	14.73	3	Vertical	191	2.45	-
5320MHz	Pass	AV	10.63004G	43.42	54.00	-10.58	14.75	3	Horizontal	288	1.50	-
5320MHz	Pass	PK	10.6382G	57.25	74.00	-16.75	14.77	3	Horizontal	288	1.50	-
5500MHz	Pass	AV	5.4594G	44.72	54.00	-9.28	4.53	3	Vertical	274	1.01	-
5500MHz	Pass	AV	5.503G	91.23	Inf	-Inf	4.58	3	Vertical	274	1.01	-
5500MHz	Pass	PK	5.465G	58.74	68.20	-9.46	4.54	3	Vertical	274	1.01	-
5500MHz	Pass	PK	5.5038G	101.28	Inf	-Inf	4.59	3	Vertical	274	1.01	-
5500MHz	Pass	AV	5.455G	44.76	54.00	-9.24	4.52	3	Horizontal	169	2.93	-
5500MHz	Pass	AV	5.497G	91.96	Inf	-Inf	4.58	3	Horizontal	169	2.93	-
5500MHz	Pass	PK	5.4694G	59.99	68.20	-8.21	4.54	3	Horizontal	169	2.93	-
5500MHz	Pass	PK	5.502G	102.79	Inf	-Inf	4.58	3	Horizontal	169	2.93	-
5500MHz	Pass	AV	10.99964G	48.90	54.00	-5.10	15.61	3	Vertical	192	1.05	-
5500MHz	Pass	PK	10.99904G	63.87	74.00	-10.13	15.61	3	Vertical	192	1.05	-



RSE TX above 1GHz Result

Appendix E.2

Mode	Result	Type	Freq (Hz)	Level (dBuV/m)	Limit (dBuV/m)	Margin (dB)	Factor (dB)	Dist (m)	Condition	Azimuth (°)	Height (m)	Comments
5500MHz	Pass	AV	10.9997G	47.72	54.00	-6.28	15.61	3	Horizontal	191	1.12	-
5500MHz	Pass	PK	10.99904G	62.38	74.00	-11.62	15.61	3	Horizontal	191	1.12	-
5580MHz	Pass	AV	5.4516G	44.69	54.00	-9.31	4.52	3	Vertical	277	1.05	-
5580MHz	Pass	AV	5.5854G	91.87	Inf	-Inf	4.74	3	Vertical	277	1.05	-
5580MHz	Pass	PK	5.4648G	56.22	68.20	-11.98	4.54	3	Vertical	277	1.05	-
5580MHz	Pass	PK	5.5866G	101.02	Inf	-Inf	4.74	3	Vertical	277	1.05	-
5580MHz	Pass	PK	5.7282G	56.11	68.20	-12.09	5.09	3	Vertical	277	1.05	-
5580MHz	Pass	AV	5.4528G	44.98	54.00	-9.02	4.52	3	Horizontal	309	1.00	-
5580MHz	Pass	AV	5.5776G	94.53	Inf	-Inf	4.72	3	Horizontal	309	1.00	-
5580MHz	Pass	PK	5.4642G	57.26	68.20	-10.94	4.53	3	Horizontal	309	1.00	-
5580MHz	Pass	PK	5.5776G	104.06	Inf	-Inf	4.72	3	Horizontal	309	1.00	-
5580MHz	Pass	PK	5.7258G	57.02	68.20	-11.18	5.08	3	Horizontal	309	1.00	-
5580MHz	Pass	AV	11.15892G	48.15	54.00	-5.85	15.43	3	Vertical	121	1.31	-
5580MHz	Pass	PK	11.15994G	62.98	74.00	-11.02	15.43	3	Vertical	121	1.31	-
5580MHz	Pass	AV	11.15892G	45.28	54.00	-8.72	15.43	3	Horizontal	191	1.01	-
5580MHz	Pass	PK	11.15238G	59.31	74.00	-14.69	15.44	3	Horizontal	191	1.01	-
5700MHz	Pass	AV	5.6948G	93.42	Inf	-Inf	5.00	3	Vertical	269	1.00	-
5700MHz	Pass	PK	5.6968G	102.90	Inf	-Inf	5.02	3	Vertical	269	1.00	-
5700MHz	Pass	PK	5.7256G	62.99	68.20	-5.21	5.08	3	Vertical	269	1.00	-
5700MHz	Pass	AV	5.6968G	94.28	Inf	-Inf	5.02	3	Horizontal	186	1.01	-
5700MHz	Pass	PK	5.6952G	104.14	Inf	-Inf	5.00	3	Horizontal	186	1.01	-
5700MHz	Pass	PK	5.7252G	64.45	68.20	-3.75	5.08	3	Horizontal	186	1.01	-
5700MHz	Pass	AV	11.39958G	46.71	54.00	-7.29	15.14	3	Vertical	341	1.03	-
5700MHz	Pass	PK	11.40342G	60.67	74.00	-13.33	15.15	3	Vertical	341	1.03	-
5700MHz	Pass	AV	11.40042G	43.21	54.00	-10.79	15.14	3	Horizontal	218	1.02	-
5700MHz	Pass	PK	11.39784G	56.95	74.00	-17.05	15.14	3	Horizontal	218	1.02	-
5745MHz	Pass	AV	5.7414G	93.24	Inf	-Inf	5.12	3	Vertical	274	1.01	-
5745MHz	Pass	PK	5.5182G	58.15	68.20	-10.05	4.62	3	Vertical	274	1.01	-
5745MHz	Pass	PK	5.7426G	102.75	Inf	-Inf	5.13	3	Vertical	274	1.01	-
5745MHz	Pass	PK	5.9682G	57.54	68.20	-10.66	5.44	3	Vertical	274	1.01	-
5745MHz	Pass	AV	5.7486G	96.74	Inf	-Inf	5.14	3	Horizontal	305	1.00	-
5745MHz	Pass	PK	5.637G	58.15	68.20	-10.05	4.86	3	Horizontal	305	1.00	-
5745MHz	Pass	PK	5.7498G	105.88	Inf	-Inf	5.14	3	Horizontal	305	1.00	-
5745MHz	Pass	PK	5.9814G	58.08	68.20	-10.12	5.43	3	Horizontal	305	1.00	-
5745MHz	Pass	AV	11.48964G	46.28	54.00	-7.72	15.04	3	Vertical	100	1.02	-
5745MHz	Pass	PK	11.4894G	60.42	74.00	-13.58	15.04	3	Vertical	100	1.02	-
5745MHz	Pass	AV	11.48898G	43.00	54.00	-11.00	15.04	3	Horizontal	96	1.45	-
5745MHz	Pass	PK	11.4876G	56.13	74.00	-17.87	15.04	3	Horizontal	96	1.45	-
5785MHz	Pass	AV	5.779G	94.07	Inf	-Inf	5.21	3	Vertical	266	1.01	-
5785MHz	Pass	PK	5.5594G	58.30	68.20	-9.90	4.69	3	Vertical	266	1.01	-
5785MHz	Pass	PK	5.7826G	103.28	Inf	-Inf	5.23	3	Vertical	266	1.01	-
5785MHz	Pass	PK	5.9422G	57.36	68.20	-10.84	5.40	3	Vertical	266	1.01	-
5785MHz	Pass	AV	5.779G	98.73	Inf	-Inf	5.21	3	Horizontal	322	1.01	-
5785MHz	Pass	PK	5.5642G	59.21	68.20	-8.99	4.70	3	Horizontal	322	1.01	-
5785MHz	Pass	PK	5.7826G	107.88	Inf	-Inf	5.23	3	Horizontal	322	1.01	-
5785MHz	Pass	PK	5.9734G	57.87	68.20	-10.33	5.44	3	Horizontal	322	1.01	-
5785MHz	Pass	AV	11.56952G	46.75	54.00	-7.25	14.96	3	Vertical	346	1.01	-
5785MHz	Pass	PK	11.56892G	60.80	74.00	-13.20	14.96	3	Vertical	346	1.01	-
5785MHz	Pass	AV	11.57108G	43.27	54.00	-10.73	14.95	3	Horizontal	184	1.34	-



RSE TX above 1GHz Result

Appendix E.2

Mode	Result	Type	Freq (Hz)	Level (dBuV/m)	Limit (dBuV/m)	Margin (dB)	Factor (dB)	Dist (m)	Condition	Azimuth (°)	Height (m)	Comments
5785MHz	Pass	PK	11.57534G	57.04	74.00	-16.96	14.94	3	Horizontal	184	1.34	-
5825MHz	Pass	AV	5.819G	93.59	Inf	-Inf	5.29	3	Vertical	275	1.01	-
5825MHz	Pass	PK	5.5814G	57.73	68.20	-10.47	4.73	3	Vertical	275	1.01	-
5825MHz	Pass	PK	5.8202G	102.72	Inf	-Inf	5.29	3	Vertical	275	1.01	-
5825MHz	Pass	PK	5.9774G	57.99	68.20	-10.21	5.43	3	Vertical	275	1.01	-
5825MHz	Pass	AV	5.819G	96.43	Inf	-Inf	5.29	3	Horizontal	306	1.02	-
5825MHz	Pass	PK	5.5646G	57.83	68.20	-10.37	4.71	3	Horizontal	306	1.02	-
5825MHz	Pass	PK	5.8202G	105.96	Inf	-Inf	5.29	3	Horizontal	306	1.02	-
5825MHz	Pass	PK	5.9462G	58.07	68.20	-10.13	5.40	3	Horizontal	306	1.02	-
5825MHz	Pass	AV	11.64958G	47.79	54.00	-6.21	14.85	3	Vertical	255	1.01	-
5825MHz	Pass	PK	11.64586G	62.11	74.00	-11.89	14.86	3	Vertical	255	1.01	-
5825MHz	Pass	AV	11.65072G	43.86	54.00	-10.14	14.85	3	Horizontal	183	1.03	-
5825MHz	Pass	PK	11.65138G	57.43	74.00	-16.57	14.85	3	Horizontal	183	1.03	-
802.11n HT40_Nss1,(MCS0)_1TX	-	-	-	-	-	-	-	-	-	-	-	-
5190MHz	Pass	AV	5.15G	46.65	54.00	-7.35	4.13	3	Vertical	40	2.99	-
5190MHz	Pass	AV	5.1992G	87.67	Inf	-Inf	4.21	3	Vertical	40	2.99	-
5190MHz	Pass	PK	5.1488G	62.07	74.00	-11.93	4.13	3	Vertical	40	2.99	-
5190MHz	Pass	PK	5.2012G	98.29	Inf	-Inf	4.21	3	Vertical	40	2.99	-
5190MHz	Pass	AV	5.15G	50.46	54.00	-3.54	4.13	3	Horizontal	327	1.01	-
5190MHz	Pass	AV	5.1992G	89.30	Inf	-Inf	4.21	3	Horizontal	327	1.01	-
5190MHz	Pass	PK	5.15G	65.16	74.00	-8.84	4.13	3	Horizontal	327	1.01	-
5190MHz	Pass	PK	5.2004G	99.79	Inf	-Inf	4.21	3	Horizontal	327	1.01	-
5190MHz	Pass	AV	10.37988G	45.24	54.00	-8.76	14.17	3	Vertical	96	2.90	-
5190MHz	Pass	PK	10.38144G	59.51	74.00	-14.49	14.17	3	Vertical	96	2.90	-
5190MHz	Pass	AV	10.38006G	43.19	54.00	-10.81	14.17	3	Horizontal	170	1.49	-
5190MHz	Pass	PK	10.38408G	57.19	74.00	-16.81	14.17	3	Horizontal	170	1.49	-
5230MHz	Pass	AV	5.134G	44.96	54.00	-9.04	4.11	3	Vertical	33	2.97	-
5230MHz	Pass	AV	5.2392G	87.06	Inf	-Inf	4.25	3	Vertical	33	2.97	-
5230MHz	Pass	PK	5.1476G	57.12	74.00	-16.88	4.13	3	Vertical	33	2.97	-
5230MHz	Pass	PK	5.2404G	97.53	Inf	-Inf	4.25	3	Vertical	33	2.97	-
5230MHz	Pass	AV	5.132G	45.10	54.00	-8.90	4.11	3	Horizontal	325	1.01	-
5230MHz	Pass	AV	5.2356G	90.04	Inf	-Inf	4.25	3	Horizontal	325	1.01	-
5230MHz	Pass	PK	5.1348G	57.18	74.00	-16.82	4.11	3	Horizontal	325	1.01	-
5230MHz	Pass	PK	5.2184G	100.35	Inf	-Inf	4.23	3	Horizontal	325	1.01	-
5230MHz	Pass	AV	10.45988G	45.55	54.00	-8.45	14.34	3	Vertical	232	2.95	-
5230MHz	Pass	PK	10.46426G	59.34	74.00	-14.66	14.36	3	Vertical	232	2.95	-
5230MHz	Pass	AV	10.45996G	44.09	54.00	-9.91	14.34	3	Horizontal	180	2.87	-
5230MHz	Pass	PK	10.4613G	58.59	74.00	-15.41	14.34	3	Horizontal	180	2.87	-
5270MHz	Pass	AV	5.264G	87.41	Inf	-Inf	4.29	3	Vertical	31	2.66	-
5270MHz	Pass	AV	5.3688G	44.81	54.00	-9.19	4.41	3	Vertical	31	2.66	-
5270MHz	Pass	PK	5.2616G	97.74	Inf	-Inf	4.28	3	Vertical	31	2.66	-
5270MHz	Pass	PK	5.3508G	57.26	74.00	-16.74	4.39	3	Vertical	31	2.66	-
5270MHz	Pass	AV	5.2828G	89.88	Inf	-Inf	4.31	3	Horizontal	325	1.01	-
5270MHz	Pass	AV	5.3596G	45.23	54.00	-8.77	4.41	3	Horizontal	325	1.01	-
5270MHz	Pass	PK	5.28G	99.98	Inf	-Inf	4.30	3	Horizontal	325	1.01	-
5270MHz	Pass	PK	5.3512G	57.21	74.00	-16.79	4.39	3	Horizontal	325	1.01	-
5270MHz	Pass	AV	10.53994G	46.69	54.00	-7.31	14.54	3	Vertical	210	2.94	-
5270MHz	Pass	PK	10.53904G	59.81	74.00	-14.19	14.54	3	Vertical	210	2.94	-
5270MHz	Pass	AV	10.54012G	44.31	54.00	-9.69	14.54	3	Horizontal	192	1.06	-



RSE TX above 1GHz Result

Appendix E.2

Mode	Result	Type	Freq (Hz)	Level (dBuV/m)	Limit (dBuV/m)	Margin (dB)	Factor (dB)	Dist (m)	Condition	Azimuth (°)	Height (m)	Comments
5270MHz	Pass	PK	10.53728G	58.68	74.00	-15.32	14.53	3	Horizontal	192	1.06	-
5310MHz	Pass	AV	5.3192G	86.23	Inf	-Inf	4.35	3	Vertical	36	2.89	-
5310MHz	Pass	AV	5.35G	46.89	54.00	-7.11	4.39	3	Vertical	36	2.89	-
5310MHz	Pass	PK	5.3204G	96.45	Inf	-Inf	4.35	3	Vertical	36	2.89	-
5310MHz	Pass	PK	5.3512G	63.57	74.00	-10.43	4.39	3	Vertical	36	2.89	-
5310MHz	Pass	AV	5.3192G	90.95	Inf	-Inf	4.35	3	Horizontal	319	1.01	-
5310MHz	Pass	AV	5.35G	50.83	54.00	-3.17	4.39	3	Horizontal	319	1.01	-
5310MHz	Pass	PK	5.3204G	101.58	Inf	-Inf	4.35	3	Horizontal	319	1.01	-
5310MHz	Pass	PK	5.3536G	66.91	74.00	-7.09	4.39	3	Horizontal	319	1.01	-
5310MHz	Pass	AV	10.61984G	45.41	54.00	-8.59	14.71	3	Vertical	208	2.97	-
5310MHz	Pass	PK	10.62008G	59.22	74.00	-14.78	14.71	3	Vertical	208	2.97	-
5310MHz	Pass	AV	10.61992G	44.15	54.00	-9.85	14.71	3	Horizontal	190	2.35	-
5310MHz	Pass	PK	10.61936G	58.20	74.00	-15.80	14.71	3	Horizontal	190	2.35	-
5510MHz	Pass	AV	5.46G	44.99	54.00	-9.01	4.53	3	Vertical	273	1.06	-
5510MHz	Pass	AV	5.5192G	87.45	Inf	-Inf	4.62	3	Vertical	273	1.06	-
5510MHz	Pass	PK	5.4668G	63.34	68.20	-4.86	4.54	3	Vertical	273	1.06	-
5510MHz	Pass	PK	5.5204G	98.02	Inf	-Inf	4.62	3	Vertical	273	1.06	-
5510MHz	Pass	AV	5.46G	47.79	54.00	-6.21	4.53	3	Horizontal	308	1.01	-
5510MHz	Pass	AV	5.5188G	92.61	Inf	-Inf	4.62	3	Horizontal	308	1.01	-
5510MHz	Pass	PK	5.468G	65.91	68.20	-2.29	4.54	3	Horizontal	308	1.01	-
5510MHz	Pass	PK	5.52G	100.72	Inf	-Inf	4.62	3	Horizontal	308	1.01	-
5510MHz	Pass	AV	11.01988G	45.99	54.00	-8.01	15.59	3	Vertical	116	1.16	-
5510MHz	Pass	PK	11.0193G	60.52	74.00	-13.48	15.59	3	Vertical	116	1.16	-
5510MHz	Pass	AV	11.01984G	44.67	54.00	-9.33	15.59	3	Horizontal	211	1.01	-
5510MHz	Pass	PK	11.0205G	58.66	74.00	-15.34	15.59	3	Horizontal	211	1.01	-
5550MHz	Pass	AV	5.46G	44.90	54.00	-9.10	4.53	3	Vertical	274	1.02	-
5550MHz	Pass	AV	5.54G	91.21	Inf	-Inf	4.66	3	Vertical	274	1.02	-
5550MHz	Pass	PK	5.4644G	57.15	68.20	-11.05	4.54	3	Vertical	274	1.02	-
5550MHz	Pass	PK	5.5444G	100.82	Inf	-Inf	4.66	3	Vertical	274	1.02	-
5550MHz	Pass	AV	5.4596G	44.91	54.00	-9.09	4.53	3	Horizontal	177	1.01	-
5550MHz	Pass	AV	5.5552G	90.17	Inf	-Inf	4.69	3	Horizontal	177	1.01	-
5550MHz	Pass	PK	5.4636G	57.13	68.20	-11.07	4.53	3	Horizontal	177	1.01	-
5550MHz	Pass	PK	5.5568G	100.17	Inf	-Inf	4.69	3	Horizontal	177	1.01	-
5550MHz	Pass	AV	11.09992G	46.65	54.00	-7.35	15.49	3	Vertical	338	1.01	-
5550MHz	Pass	PK	11.10108G	60.29	74.00	-13.71	15.49	3	Vertical	338	1.01	-
5550MHz	Pass	AV	11.09966G	45.05	54.00	-8.95	15.49	3	Horizontal	150	2.18	-
5550MHz	Pass	PK	11.10174G	58.96	74.00	-15.04	15.49	3	Horizontal	150	2.18	-
5670MHz	Pass	AV	5.6604G	90.82	Inf	-Inf	4.92	3	Vertical	275	1.01	-
5670MHz	Pass	PK	5.6784G	101.32	Inf	-Inf	4.96	3	Vertical	275	1.01	-
5670MHz	Pass	PK	5.7288G	62.49	68.20	-5.71	5.09	3	Vertical	275	1.01	-
5670MHz	Pass	AV	5.6604G	89.32	Inf	-Inf	4.92	3	Horizontal	176	1.50	-
5670MHz	Pass	PK	5.6634G	99.65	Inf	-Inf	4.93	3	Horizontal	176	1.50	-
5670MHz	Pass	PK	5.8068G	58.16	68.20	-10.04	5.27	3	Horizontal	176	1.50	-
5670MHz	Pass	AV	11.33986G	45.09	54.00	-8.91	15.22	3	Vertical	341	1.07	-
5670MHz	Pass	PK	11.34306G	58.96	74.00	-15.04	15.22	3	Vertical	341	1.07	-
5670MHz	Pass	AV	11.33974G	43.29	54.00	-10.71	15.22	3	Horizontal	178	1.01	-
5670MHz	Pass	PK	11.33914G	57.36	74.00	-16.64	15.22	3	Horizontal	178	1.01	-
5755MHz	Pass	AV	5.7622G	92.37	Inf	-Inf	5.17	3	Vertical	276	1.00	-
5755MHz	Pass	PK	5.5798G	58.52	68.20	-9.68	4.73	3	Vertical	276	1.00	-



RSE TX above 1GHz Result

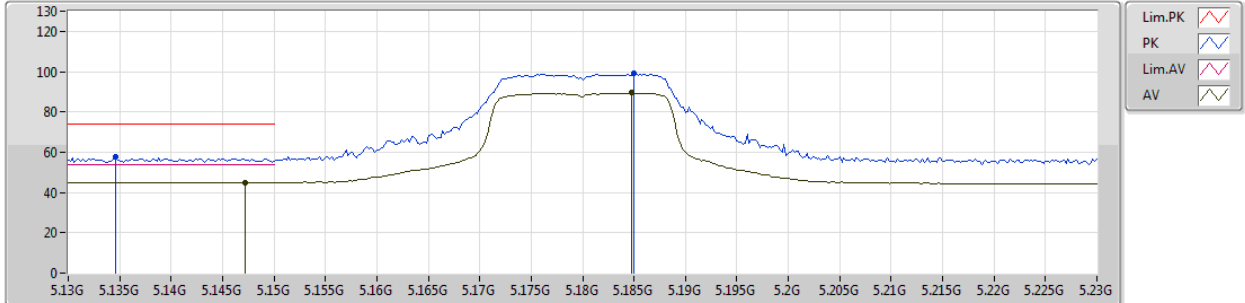
Appendix E.2

Mode	Result	Type	Freq (Hz)	Level (dBuV/m)	Limit (dBuV/m)	Margin (dB)	Factor (dB)	Dist (m)	Condition	Azimuth (°)	Height (m)	Comments
5755MHz	Pass	PK	5.7574G	102.76	Inf	-Inf	5.15	3	Vertical	276	1.00	-
5755MHz	Pass	PK	5.9698G	57.38	68.20	-10.82	5.44	3	Vertical	276	1.00	-
5755MHz	Pass	AV	5.7454G	90.61	Inf	-Inf	5.13	3	Horizontal	38	2.91	-
5755MHz	Pass	PK	5.5786G	58.43	68.20	-9.77	4.73	3	Horizontal	38	2.91	-
5755MHz	Pass	PK	5.7418G	100.36	Inf	-Inf	5.12	3	Horizontal	38	2.91	-
5755MHz	Pass	PK	5.9614G	59.15	68.20	-9.05	5.43	3	Horizontal	38	2.91	-
5755MHz	Pass	AV	11.50994G	44.35	54.00	-9.65	15.02	3	Vertical	347	1.00	-
5755MHz	Pass	PK	11.50964G	58.67	74.00	-15.33	15.02	3	Vertical	347	1.00	-
5755MHz	Pass	AV	11.51034G	42.48	54.00	-11.52	15.02	3	Horizontal	163	2.57	-
5755MHz	Pass	PK	11.5126G	56.66	74.00	-17.34	15.01	3	Horizontal	163	2.57	-
5795MHz	Pass	AV	5.7842G	92.04	Inf	-Inf	5.22	3	Vertical	266	1.04	-
5795MHz	Pass	PK	5.585G	57.81	68.20	-10.39	4.74	3	Vertical	266	1.04	-
5795MHz	Pass	PK	5.8058G	101.82	Inf	-Inf	5.27	3	Vertical	266	1.04	-
5795MHz	Pass	PK	5.9258G	58.63	68.20	-9.57	5.38	3	Vertical	266	1.04	-
5795MHz	Pass	AV	5.783G	92.57	Inf	-Inf	5.23	3	Horizontal	325	1.01	-
5795MHz	Pass	PK	5.561G	58.03	68.20	-10.17	4.70	3	Horizontal	325	1.01	-
5795MHz	Pass	PK	5.7854G	103.11	Inf	-Inf	5.22	3	Horizontal	325	1.01	-
5795MHz	Pass	PK	5.9534G	57.78	68.20	-10.42	5.41	3	Horizontal	325	1.01	-
5795MHz	Pass	AV	11.58998G	43.92	54.00	-10.08	14.92	3	Vertical	346	1.01	-
5795MHz	Pass	PK	11.59046G	58.46	74.00	-15.54	14.92	3	Vertical	346	1.01	-
5795MHz	Pass	AV	11.58916G	42.23	54.00	-11.77	14.92	3	Horizontal	171	1.03	-
5795MHz	Pass	PK	11.58698G	56.10	74.00	-17.90	14.93	3	Horizontal	171	1.03	-

802.11a_Nss1,(6Mbps)_1TX

26/01/2019

5180MHz_TX

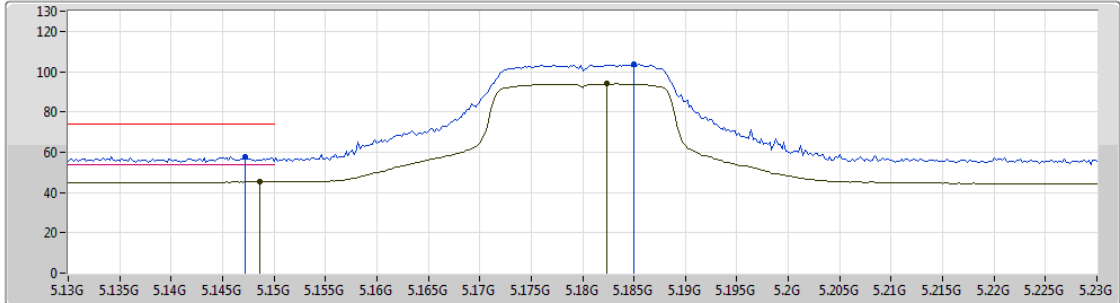






Type	Freq (Hz)	Level (dBuV/m)	Limit (dBuV/m)	Margin (dB)	Factor (dB)	Dist (m)	Condition	Azimuth (°)	Height (m)	Comments
AV	5.1472G	45.10	54.00	-8.90	4.13	3	Vertical	29	2.72	-
AV	5.1848G	89.39	Inf	-Inf	4.19	3	Vertical	29	2.72	-
PK	5.1346G	57.79	74.00	-16.21	4.11	3	Vertical	29	2.72	-
PK	5.185G	98.94	Inf	-Inf	4.19	3	Vertical	29	2.72	-

802.11a_Nss1,(6Mbps)_1TX

26/01/2019

5180MHz_TX



Lim.PK 
 PK 
 Lim.AV 
 AV 

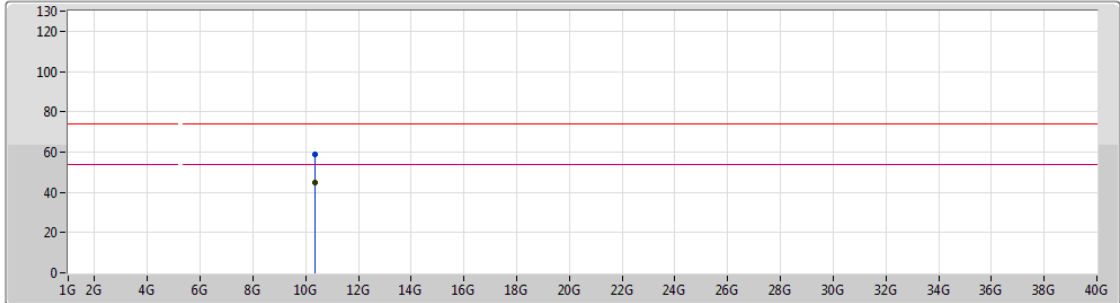
Type	Freq (Hz)	Level (dBuV/m)	Limit (dBuV/m)	Margin (dB)	Factor (dB)	Dist (m)	Condition	Azimuth (°)	Height (m)	Comments
AV	5.1486G	45.52	54.00	-8.48	4.13	3	Horizontal	353	2.99	-
AV	5.1824G	93.92	Inf	-Inf	4.19	3	Horizontal	353	2.99	-
PK	5.1472G	57.73	74.00	-16.27	4.13	3	Horizontal	353	2.99	-
PK	5.185G	103.80	Inf	-Inf	4.19	3	Horizontal	353	2.99	-



802.11a_Nss1,(6Mbps)_1TX

26/01/2019

5180MHz_TX



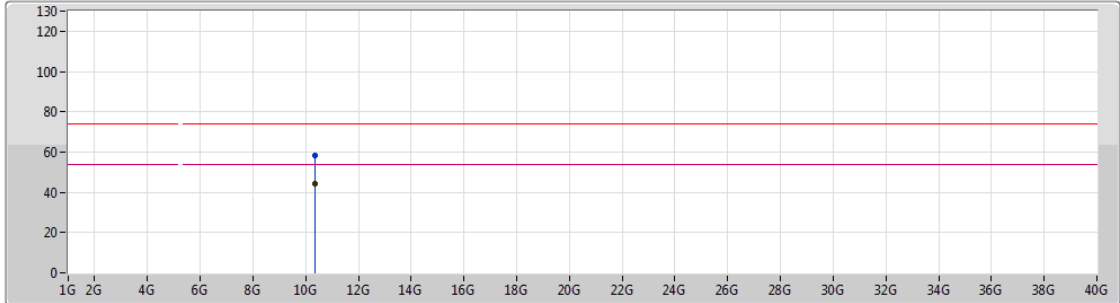
Type	Freq (Hz)	Level (dBuV/m)	Limit (dBuV/m)	Margin (dB)	Factor (dB)	Dist (m)	Condition	Azimuth (°)	Height (m)	Comments
AV	10.36024G	44.83	54.00	-9.17	14.11	3	Vertical	180	1.01	-
PK	10.36018G	58.65	74.00	-15.35	14.11	3	Vertical	180	1.01	-



802.11a_Nss1,(6Mbps)_1TX

26/01/2019

5180MHz_TX

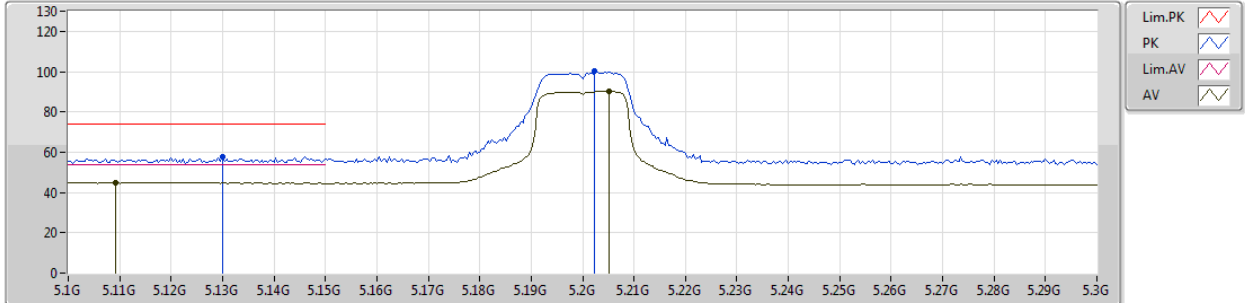


Type	Freq (Hz)	Level (dBuV/m)	Limit (dBuV/m)	Margin (dB)	Factor (dB)	Dist (m)	Condition	Azimuth (°)	Height (m)	Comments
AV	10.36132G	44.43	54.00	-9.57	14.11	3	Horizontal	209	1.01	-
PK	10.35616G	58.40	74.00	-15.60	14.11	3	Horizontal	209	1.01	-

802.11a_Nss1,(6Mbps)_1TX

26/01/2019

5200MHz_TX

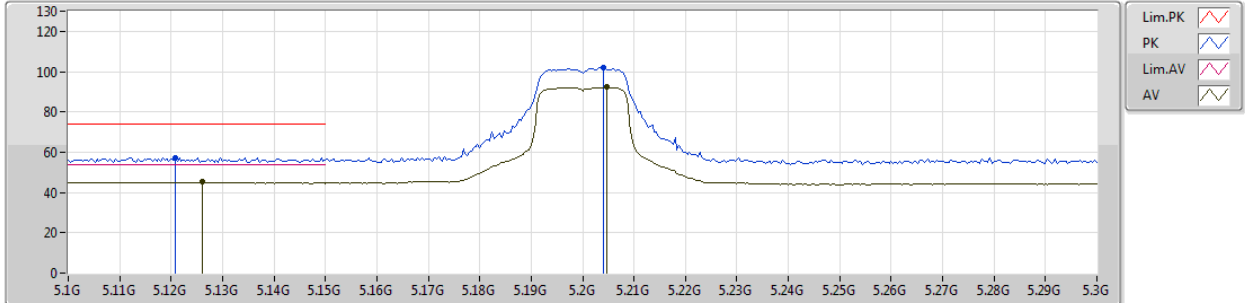


Type	Freq (Hz)	Level (dBuV/m)	Limit (dBuV/m)	Margin (dB)	Factor (dB)	Dist (m)	Condition	Azimuth (°)	Height (m)	Comments
AV	5.1092G	44.89	54.00	-9.11	4.08	3	Vertical	32	2.99	-
AV	5.2052G	90.31	Inf	-Inf	4.21	3	Vertical	32	2.99	-
PK	5.13G	57.93	74.00	-16.07	4.11	3	Vertical	32	2.99	-
PK	5.2024G	100.05	Inf	-Inf	4.21	3	Vertical	32	2.99	-

802.11a_Nss1,(6Mbps)_1TX

26/01/2019

5200MHz_TX



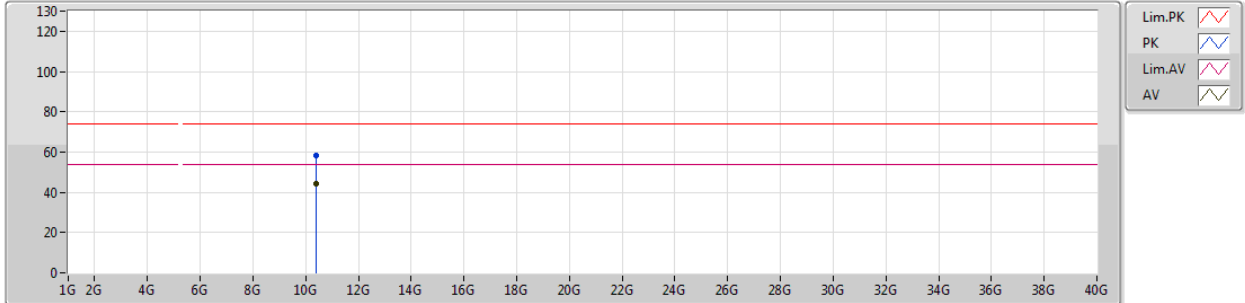
Type	Freq (Hz)	Level (dBuV/m)	Limit (dBuV/m)	Margin (dB)	Factor (dB)	Dist (m)	Condition	Azimuth (°)	Height (m)	Comments
AV	5.126G	45.12	54.00	-8.88	4.10	3	Horizontal	327	1.00	-
AV	5.2048G	92.20	Inf	-Inf	4.21	3	Horizontal	327	1.00	-
PK	5.1208G	57.42	74.00	-16.58	4.09	3	Horizontal	327	1.00	-
PK	5.204G	102.04	Inf	-Inf	4.21	3	Horizontal	327	1.00	-



802.11a_Nss1,(6Mbps)_1TX

26/01/2019

5200MHz_TX



Legend for the plot:

- Lim.PK: Red line with a downward-pointing triangle
- PK: Blue line with an upward-pointing triangle
- Lim.AV: Pink line with a downward-pointing triangle
- AV: Black line with an upward-pointing triangle

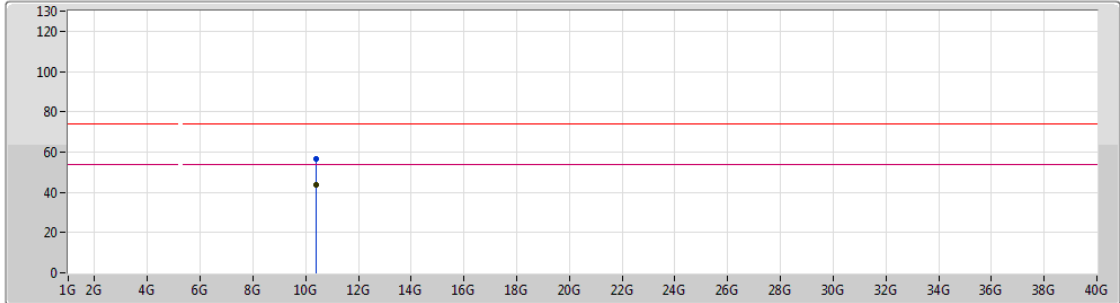
Type	Freq (Hz)	Level (dBuV/m)	Limit (dBuV/m)	Margin (dB)	Factor (dB)	Dist (m)	Condition	Azimuth (°)	Height (m)	Comments
AV	10.39958G	44.38	54.00	-9.62	14.20	3	Vertical	184	1.20	-
PK	10.40648G	58.20	74.00	-15.80	14.23	3	Vertical	184	1.20	-



802.11a_Nss1,(6Mbps)_1TX

26/01/2019

5200MHz_TX



Legend for plot lines:

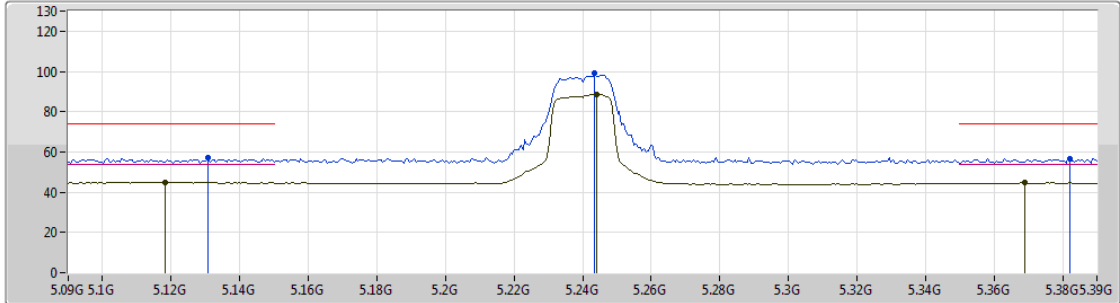
- Lim.PK: Red line with downward-pointing triangle
- PK: Blue line with upward-pointing triangle
- Lim.AV: Magenta line with downward-pointing triangle
- AV: Black line with upward-pointing triangle

Type	Freq (Hz)	Level (dBuV/m)	Limit (dBuV/m)	Margin (dB)	Factor (dB)	Dist (m)	Condition	Azimuth (°)	Height (m)	Comments
AV	10.40552G	43.71	54.00	-10.29	14.23	3	Horizontal	221	1.47	-
PK	10.39664G	56.68	74.00	-17.32	14.20	3	Horizontal	221	1.47	-

802.11a_Nss1,(6Mbps)_1TX

26/01/2019

5240MHz_TX

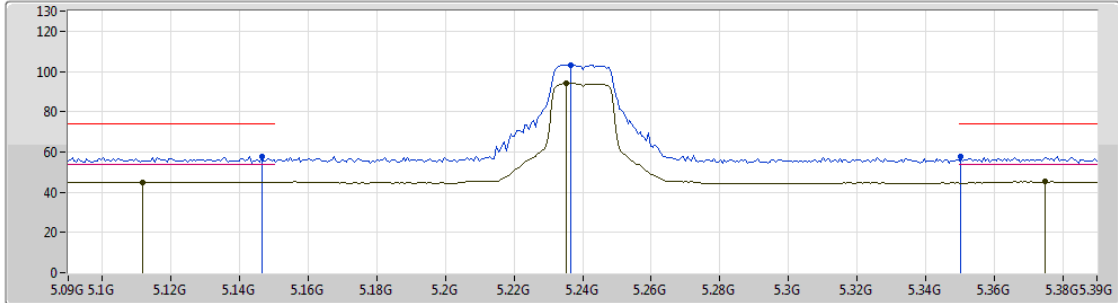


Type	Freq (Hz)	Level (dBuV/m)	Limit (dBuV/m)	Margin (dB)	Factor (dB)	Dist (m)	Condition	Azimuth (°)	Height (m)	Comments
AV	5.1182G	44.83	54.00	-9.17	4.09	3	Vertical	21	2.83	-
AV	5.2442G	88.47	Inf	-Inf	4.26	3	Vertical	21	2.83	-
AV	5.369G	44.71	54.00	-9.29	4.41	3	Vertical	21	2.83	-
PK	5.1308G	57.20	74.00	-16.80	4.11	3	Vertical	21	2.83	-
PK	5.2436G	99.37	Inf	-Inf	4.26	3	Vertical	21	2.83	-
PK	5.3822G	56.78	74.00	-17.22	4.43	3	Vertical	21	2.83	-

802.11a_Nss1,(6Mbps)_1TX

26/01/2019

5240MHz_TX



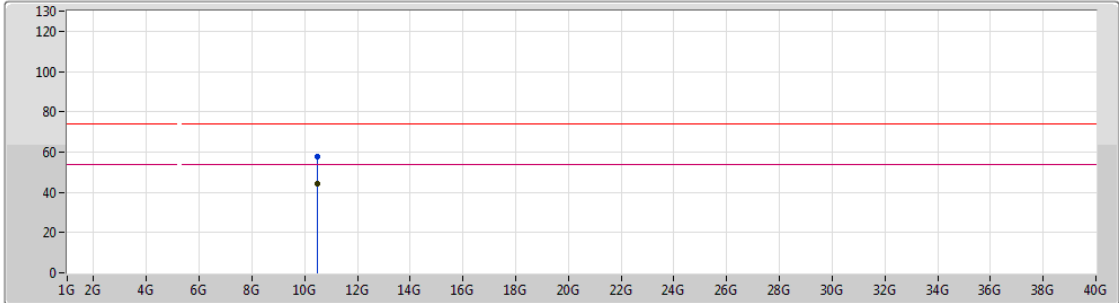
Type	Freq (Hz)	Level (dBuV/m)	Limit (dBuV/m)	Margin (dB)	Factor (dB)	Dist (m)	Condition	Azimuth (°)	Height (m)	Comments
AV	5.1116G	45.09	54.00	-8.91	4.08	3	Horizontal	326	1.01	-
AV	5.2352G	94.06	Inf	-Inf	4.25	3	Horizontal	326	1.01	-
AV	5.375G	45.32	54.00	-8.68	4.42	3	Horizontal	326	1.01	-
PK	5.1464G	57.79	74.00	-16.21	4.13	3	Horizontal	326	1.01	-
PK	5.2364G	103.35	Inf	-Inf	4.25	3	Horizontal	326	1.01	-
PK	5.3504G	57.51	74.00	-16.49	4.39	3	Horizontal	326	1.01	-



802.11a_Nss1,(6Mbps)_1TX

26/01/2019

5240MHz_TX



Lim.PK
 PK
 Lim.AV
 AV

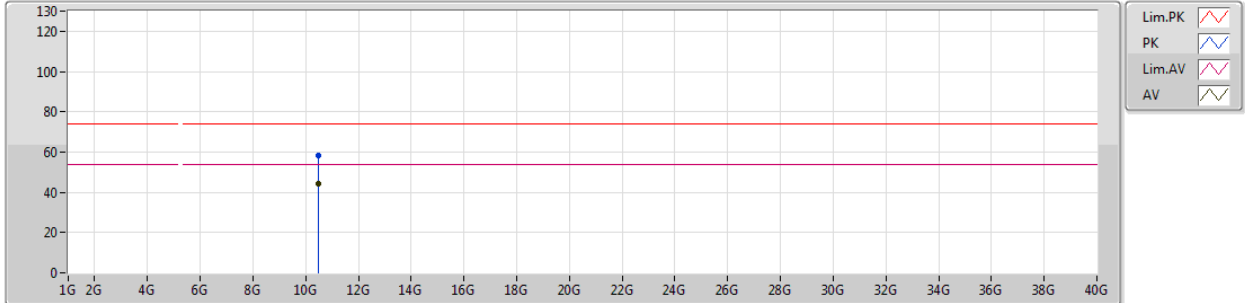
Type	Freq (Hz)	Level (dBuV/m)	Limit (dBuV/m)	Margin (dB)	Factor (dB)	Dist (m)	Condition	Azimuth (°)	Height (m)	Comments
AV	10.47994G	44.16	54.00	-9.84	14.40	3	Vertical	77	2.94	-
PK	10.4896G	57.73	74.00	-16.27	14.42	3	Vertical	77	2.94	-



802.11a_Nss1,(6Mbps)_1TX

26/01/2019

5240MHz_TX

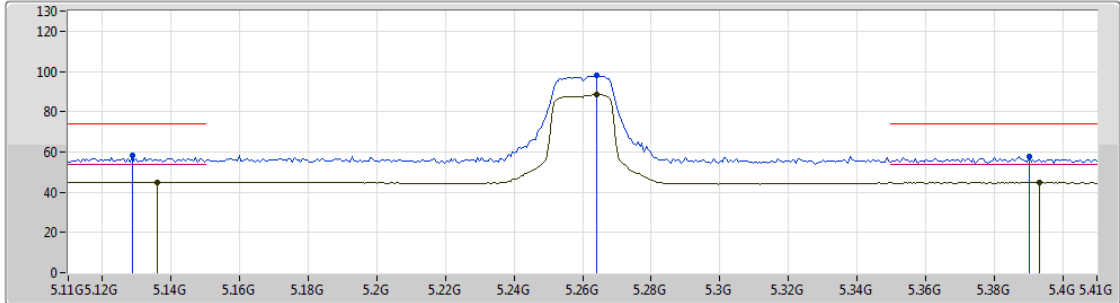


Type	Freq (Hz)	Level (dBuV/m)	Limit (dBuV/m)	Margin (dB)	Factor (dB)	Dist (m)	Condition	Azimuth (°)	Height (m)	Comments
AV	10.48108G	44.18	54.00	-9.82	14.40	3	Horizontal	174	1.49	-
PK	10.48852G	58.36	74.00	-15.64	14.42	3	Horizontal	174	1.49	-

802.11a_Nss1,(6Mbps)_1TX

26/01/2019

5260MHz_TX

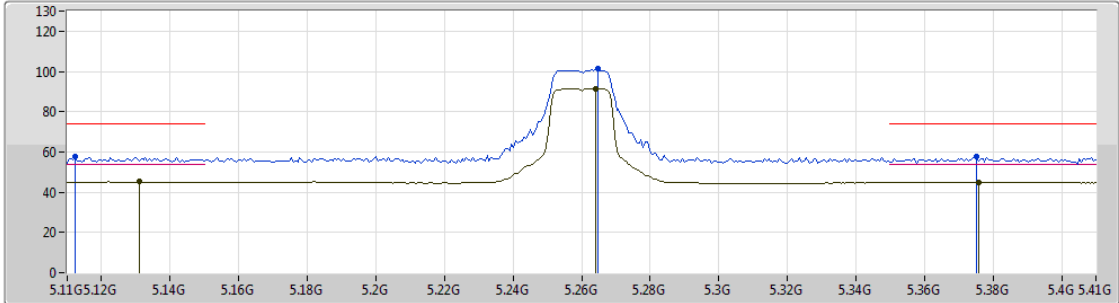






Type	Freq (Hz)	Level (dBuV/m)	Limit (dBuV/m)	Margin (dB)	Factor (dB)	Dist (m)	Condition	Azimuth (°)	Height (m)	Comments
AV	5.1358G	45.05	54.00	-8.95	4.11	3	Vertical	33	2.66	-
AV	5.2642G	88.54	Inf	-Inf	4.29	3	Vertical	33	2.66	-
AV	5.3932G	44.89	54.00	-9.11	4.45	3	Vertical	33	2.66	-
PK	5.1286G	58.07	74.00	-15.93	4.11	3	Vertical	33	2.66	-
PK	5.2642G	97.79	Inf	-Inf	4.29	3	Vertical	33	2.66	-
PK	5.3902G	57.62	74.00	-16.38	4.43	3	Vertical	33	2.66	-

802.11a_Nss1,(6Mbps)_1TX

26/01/2019

5260MHz_TX



Lim.PK 
 PK 
 Lim.AV 
 AV 

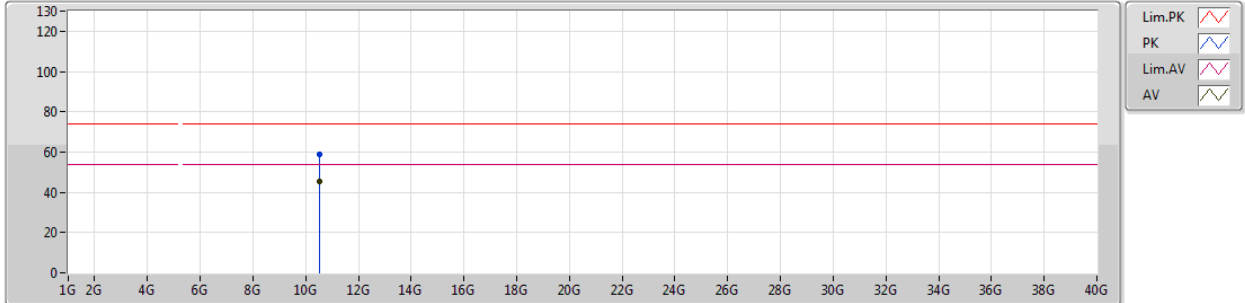
Type	Freq (Hz)	Level (dBuV/m)	Limit (dBuV/m)	Margin (dB)	Factor (dB)	Dist (m)	Condition	Azimuth (°)	Height (m)	Comments
AV	5.131G	45.45	54.00	-8.55	4.11	3	Horizontal	330	1.01	-
AV	5.2642G	91.59	Inf	-Inf	4.29	3	Horizontal	330	1.01	-
AV	5.3758G	44.91	54.00	-9.09	4.43	3	Horizontal	330	1.01	-
PK	5.1124G	57.80	74.00	-16.20	4.08	3	Horizontal	330	1.01	-
PK	5.2648G	101.64	Inf	-Inf	4.29	3	Horizontal	330	1.01	-
PK	5.3752G	57.44	74.00	-16.56	4.43	3	Horizontal	330	1.01	-



802.11a_Nss1,(6Mbps)_1TX

26/01/2019

5260MHz_TX



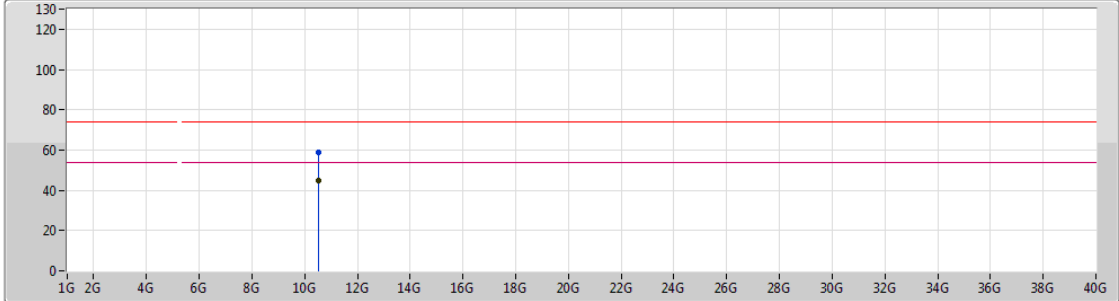
Type	Freq (Hz)	Level (dBuV/m)	Limit (dBuV/m)	Margin (dB)	Factor (dB)	Dist (m)	Condition	Azimuth (°)	Height (m)	Comments
AV	10.51982G	45.19	54.00	-8.81	14.48	3	Vertical	98	2.47	-
PK	10.51676G	59.10	74.00	-14.90	14.48	3	Vertical	98	2.47	-



802.11a_Nss1,(6Mbps)_1TX

26/01/2019

5260MHz_TX



Legend for the plot:

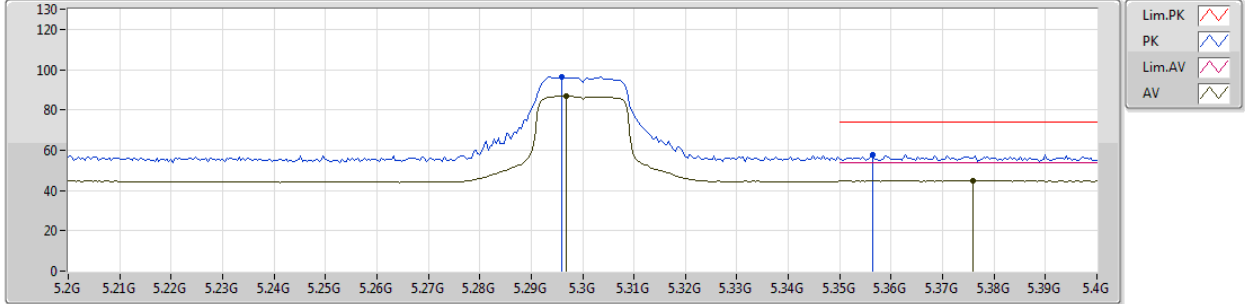
- Lim.PK: Red line with a downward-pointing triangle
- PK: Blue line with an upward-pointing triangle
- Lim.AV: Magenta line with a downward-pointing triangle
- AV: Magenta line with an upward-pointing triangle

Type	Freq (Hz)	Level (dBuV/m)	Limit (dBuV/m)	Margin (dB)	Factor (dB)	Dist (m)	Condition	Azimuth (°)	Height (m)	Comments
AV	10.52402G	44.77	54.00	-9.23	14.49	3	Horizontal	186	1.91	-
PK	10.52444G	58.56	74.00	-15.44	14.50	3	Horizontal	186	1.91	-

802.11a_Nss1,(6Mbps)_1TX

29/01/2019

5300MHz_TX

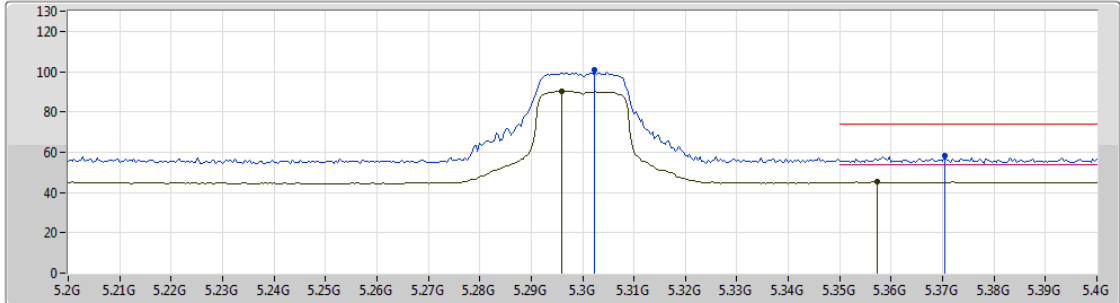






Type	Freq (Hz)	Level (dBuV/m)	Limit (dBuV/m)	Margin (dB)	Factor (dB)	Dist (m)	Condition	Azimuth (°)	Height (m)	Comments
AV	5.2968G	86.84	Inf	-Inf	4.32	3	Vertical	264	1.05	-
AV	5.376G	44.86	54.00	-9.14	4.43	3	Vertical	264	1.05	-
PK	5.296G	96.55	Inf	-Inf	4.32	3	Vertical	264	1.05	-
PK	5.3564G	57.51	74.00	-16.49	4.40	3	Vertical	264	1.05	-

802.11a_Nss1,(6Mbps)_1TX

29/01/2019

5300MHz_TX



Lim.PK 
 PK 
 Lim.AV 
 AV 

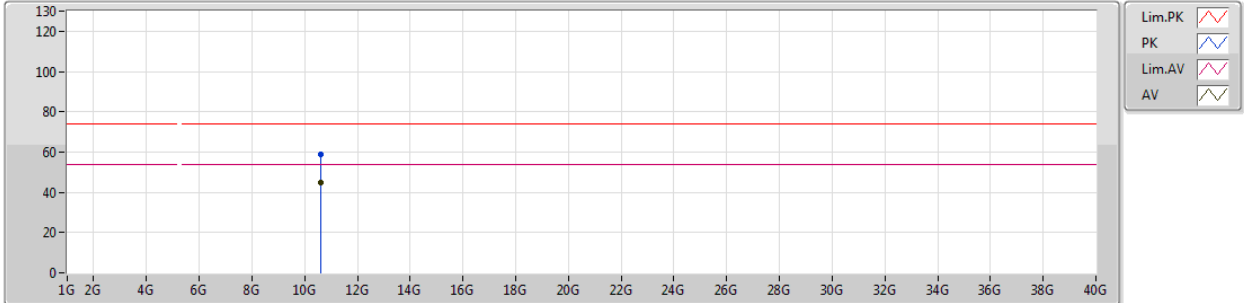
Type	Freq (Hz)	Level (dBuV/m)	Limit (dBuV/m)	Margin (dB)	Factor (dB)	Dist (m)	Condition	Azimuth (°)	Height (m)	Comments
AV	5.296G	90.30	Inf	-Inf	4.32	3	Horizontal	185	2.99	-
AV	5.3572G	45.20	54.00	-8.80	4.40	3	Horizontal	185	2.99	-
PK	5.3024G	101.05	Inf	-Inf	4.33	3	Horizontal	185	2.99	-
PK	5.3704G	58.27	74.00	-15.73	4.41	3	Horizontal	185	2.99	-



802.11a_Nss1,(6Mbps)_1TX

29/01/2019

5300MHz_TX



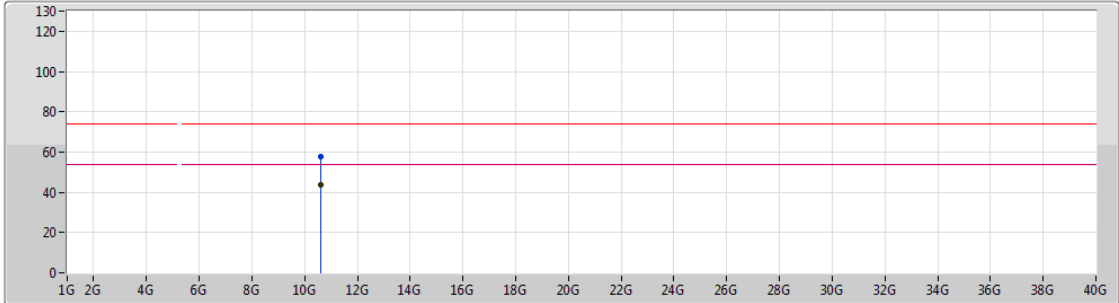
Type	Freq (Hz)	Level (dBuV/m)	Limit (dBuV/m)	Margin (dB)	Factor (dB)	Dist (m)	Condition	Azimuth (°)	Height (m)	Comments
AV	10.59988G	44.96	54.00	-9.04	14.68	3	Vertical	242	2.95	-
PK	10.60114G	58.92	74.00	-15.08	14.68	3	Vertical	242	2.95	-



802.11a_Nss1,(6Mbps)_1TX

29/01/2019

5300MHz_TX



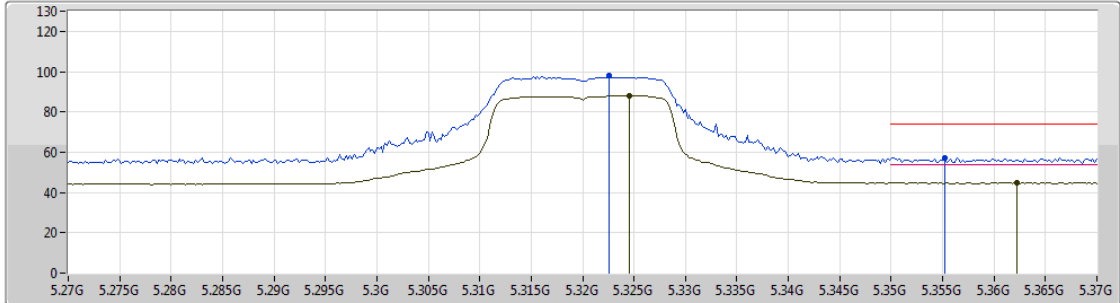
Lim.PK
 PK
 Lim.AV
 AV





Type	Freq (Hz)	Level (dBuV/m)	Limit (dBuV/m)	Margin (dB)	Factor (dB)	Dist (m)	Condition	Azimuth (°)	Height (m)	Comments
AV	10.58992G	43.78	54.00	-10.22	14.65	3	Horizontal	235	1.50	-
PK	10.61404G	57.71	74.00	-16.29	14.71	3	Horizontal	235	1.50	-

802.11a_Nss1,(6Mbps)_1TX

26/01/2019

5320MHz_TX



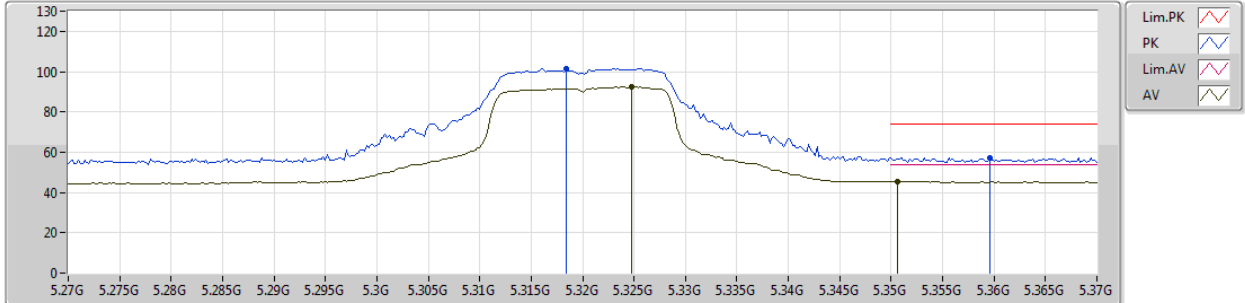
Lim.PK 
 PK 
 Lim.AV 
 AV 

Type	Freq (Hz)	Level (dBuV/m)	Limit (dBuV/m)	Margin (dB)	Factor (dB)	Dist (m)	Condition	Azimuth (°)	Height (m)	Comments
AV	5.3246G	87.90	Inf	-Inf	4.35	3	Vertical	25	2.76	-
AV	5.3622G	44.75	54.00	-9.25	4.41	3	Vertical	25	2.76	-
PK	5.3226G	97.88	Inf	-Inf	4.35	3	Vertical	25	2.76	-
PK	5.3552G	57.29	74.00	-16.71	4.40	3	Vertical	25	2.76	-

802.11a_Nss1,(6Mbps)_1TX

26/01/2019

5320MHz_TX



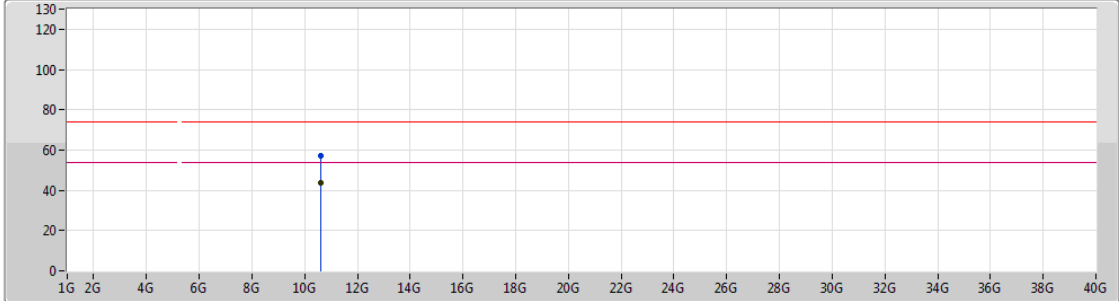
Type	Freq (Hz)	Level (dBuV/m)	Limit (dBuV/m)	Margin (dB)	Factor (dB)	Dist (m)	Condition	Azimuth (°)	Height (m)	Comments
AV	5.3248G	92.43	Inf	-Inf	4.35	3	Horizontal	357	2.99	-
AV	5.3506G	45.63	54.00	-8.37	4.39	3	Horizontal	357	2.99	-
PK	5.3184G	101.64	Inf	-Inf	4.35	3	Horizontal	357	2.99	-
PK	5.3596G	57.30	74.00	-16.70	4.41	3	Horizontal	357	2.99	-



802.11a_Nss1,(6Mbps)_1TX

26/01/2019

5320MHz_TX



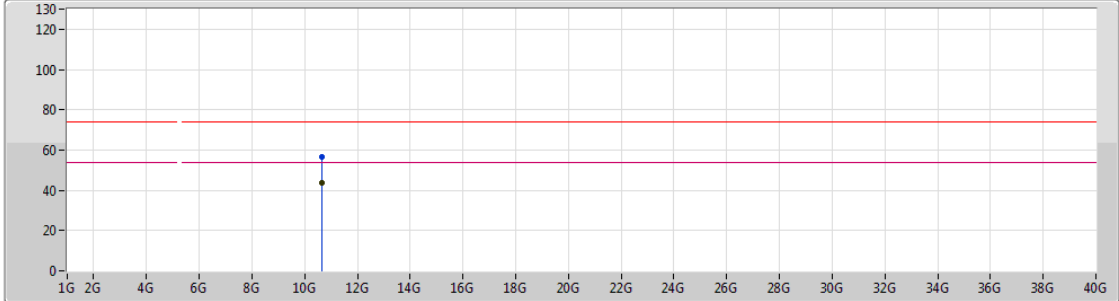
Type	Freq (Hz)	Level (dBuV/m)	Limit (dBuV/m)	Margin (dB)	Factor (dB)	Dist (m)	Condition	Azimuth (°)	Height (m)	Comments
AV	10.62956G	43.53	54.00	-10.47	14.75	3	Vertical	21	1.50	-
PK	10.63016G	57.39	74.00	-16.61	14.75	3	Vertical	21	1.50	-



802.11a_Nss1,(6Mbps)_1TX

26/01/2019

5320MHz_TX



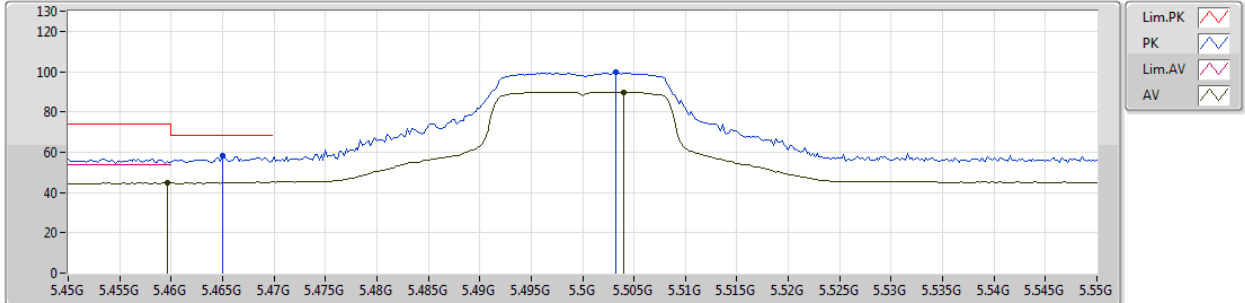
Lim.PK
 PK
 Lim.AV
 AV

Type	Freq (Hz)	Level (dBuV/m)	Limit (dBuV/m)	Margin (dB)	Factor (dB)	Dist (m)	Condition	Azimuth (°)	Height (m)	Comments
AV	10.63736G	43.73	54.00	-10.27	14.76	3	Horizontal	215	1.01	-
PK	10.64888G	56.85	74.00	-17.15	14.79	3	Horizontal	215	1.01	-

802.11a_Nss1,(6Mbps)_1TX

26/01/2019

5500MHz_TX

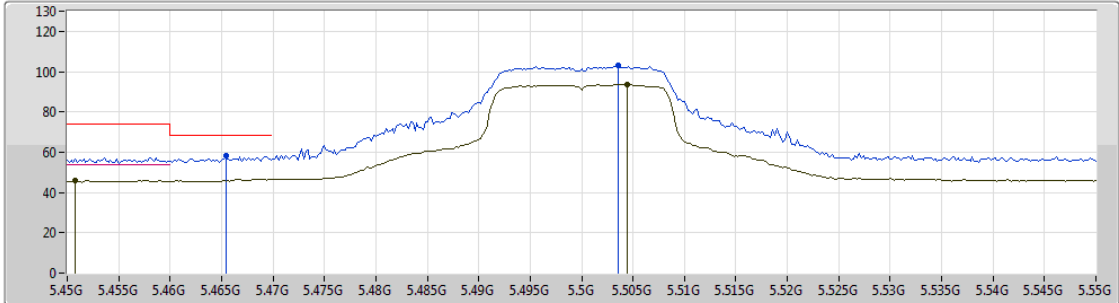






Type	Freq (Hz)	Level (dBuV/m)	Limit (dBuV/m)	Margin (dB)	Factor (dB)	Dist (m)	Condition	Azimuth (°)	Height (m)	Comments
AV	5.4596G	44.69	54.00	-9.31	4.53	3	Vertical	274	1.01	-
AV	5.504G	89.79	Inf	-Inf	4.59	3	Vertical	274	1.01	-
PK	5.465G	58.03	68.20	-10.17	4.54	3	Vertical	274	1.01	-
PK	5.5032G	99.69	Inf	-Inf	4.58	3	Vertical	274	1.01	-

802.11a_Nss1,(6Mbps)_1TX

26/01/2019

5500MHz_TX



Lim.PK 
 PK 
 Lim.AV 
 AV 

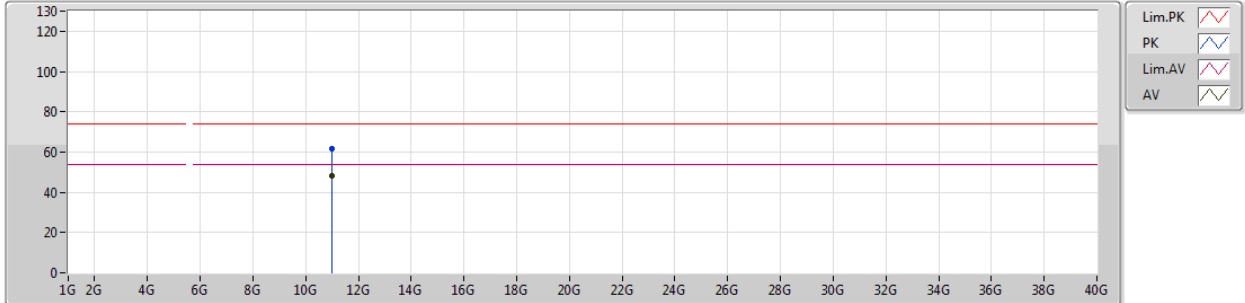
Type	Freq (Hz)	Level (dBuV/m)	Limit (dBuV/m)	Margin (dB)	Factor (dB)	Dist (m)	Condition	Azimuth (°)	Height (m)	Comments
AV	5.4508G	45.87	54.00	-8.13	4.52	3	Horizontal	174	1.01	-
AV	5.5044G	93.62	Inf	-Inf	4.59	3	Horizontal	174	1.01	-
PK	5.4654G	58.10	68.20	-10.10	4.54	3	Horizontal	174	1.01	-
PK	5.5036G	103.28	Inf	-Inf	4.59	3	Horizontal	174	1.01	-



802.11a_Nss1,(6Mbps)_1TX

26/01/2019

5500MHz_TX



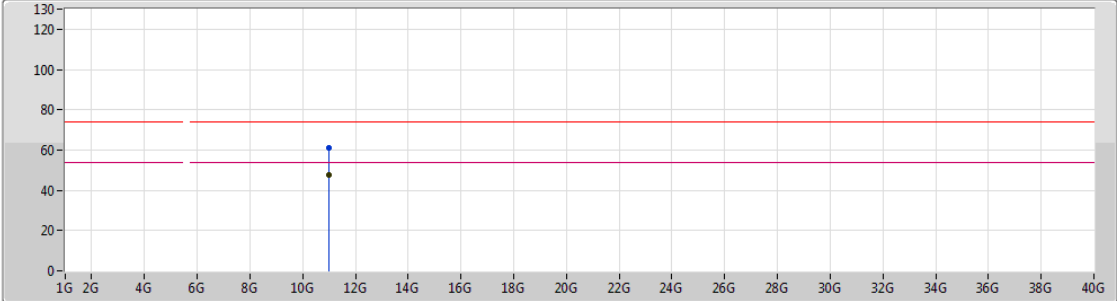
Type	Freq (Hz)	Level (dBuV/m)	Limit (dBuV/m)	Margin (dB)	Factor (dB)	Dist (m)	Condition	Azimuth (°)	Height (m)	Comments
AV	10.99994G	47.96	54.00	-6.04	15.61	3	Vertical	340	1.00	-
PK	11.0009G	61.41	74.00	-12.59	15.61	3	Vertical	340	1.00	-



802.11a_Nss1,(6Mbps)_1TX

26/01/2019

5500MHz_TX



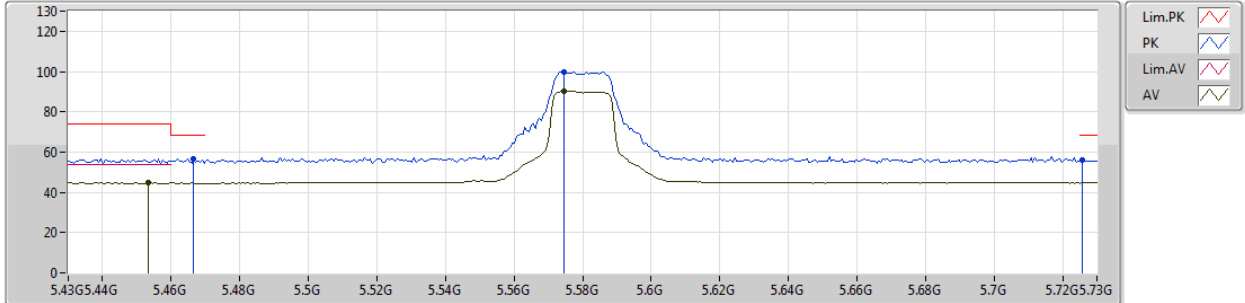
Lim.PK
 PK
 Lim.AV
 AV

Type	Freq (Hz)	Level (dBuV/m)	Limit (dBuV/m)	Margin (dB)	Factor (dB)	Dist (m)	Condition	Azimuth (°)	Height (m)	Comments
AV	11.00018G	47.65	54.00	-6.35	15.61	3	Horizontal	190	1.04	-
PK	11.00108G	61.25	74.00	-12.75	15.61	3	Horizontal	190	1.04	-

802.11a_Nss1,(6Mbps)_1TX

26/01/2019

5580MHz_TX

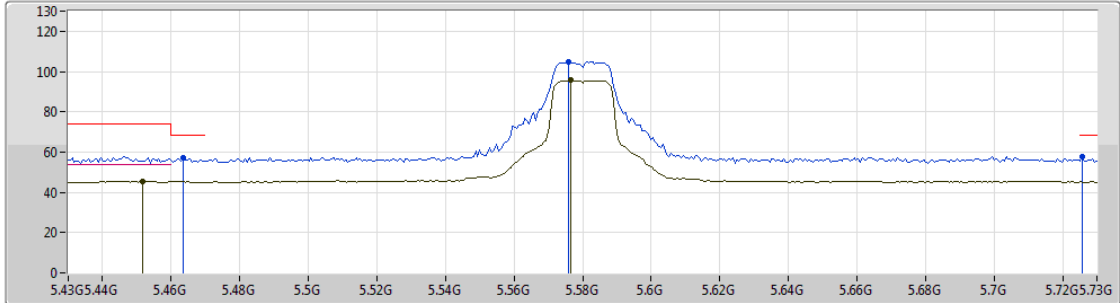


Type	Freq (Hz)	Level (dBuV/m)	Limit (dBuV/m)	Margin (dB)	Factor (dB)	Dist (m)	Condition	Azimuth (°)	Height (m)	Comments
AV	5.4534G	44.67	54.00	-9.33	4.52	3	Vertical	278	1.01	-
AV	5.5746G	90.34	Inf	-Inf	4.72	3	Vertical	278	1.01	-
PK	5.4666G	56.68	68.20	-11.52	4.54	3	Vertical	278	1.01	-
PK	5.5746G	99.99	Inf	-Inf	4.72	3	Vertical	278	1.01	-
PK	5.7258G	55.93	68.20	-12.27	5.08	3	Vertical	278	1.01	-

802.11a_Nss1,(6Mbps)_1TX

26/01/2019

5580MHz_TX



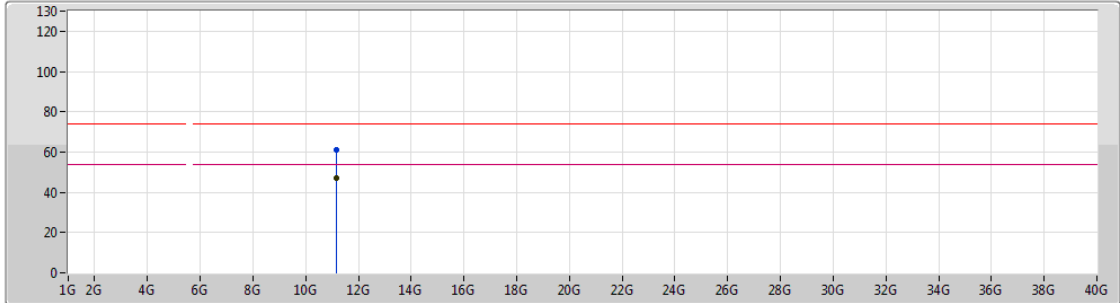
Type	Freq (Hz)	Level (dBuV/m)	Limit (dBuV/m)	Margin (dB)	Factor (dB)	Dist (m)	Condition	Azimuth (°)	Height (m)	Comments
AV	5.4516G	45.50	54.00	-8.50	4.52	3	Horizontal	309	1.01	-
AV	5.5764G	95.55	Inf	-Inf	4.72	3	Horizontal	309	1.01	-
PK	5.4636G	57.42	68.20	-10.78	4.53	3	Horizontal	309	1.01	-
PK	5.5758G	104.99	Inf	-Inf	4.72	3	Horizontal	309	1.01	-
PK	5.7258G	57.68	68.20	-10.52	5.08	3	Horizontal	309	1.01	-



802.11a_Nss1,(6Mbps)_1TX

26/01/2019

5580MHz_TX



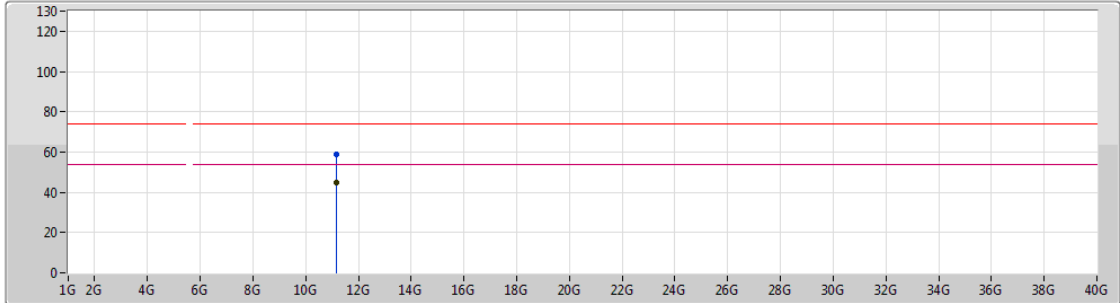
Type	Freq (Hz)	Level (dBuV/m)	Limit (dBuV/m)	Margin (dB)	Factor (dB)	Dist (m)	Condition	Azimuth (°)	Height (m)	Comments
AV	11.1603G	46.85	54.00	-7.15	15.43	3	Vertical	343	1.02	-
PK	11.16222G	61.19	74.00	-12.81	15.43	3	Vertical	343	1.02	-



802.11a_Nss1,(6Mbps)_1TX

26/01/2019

5580MHz_TX



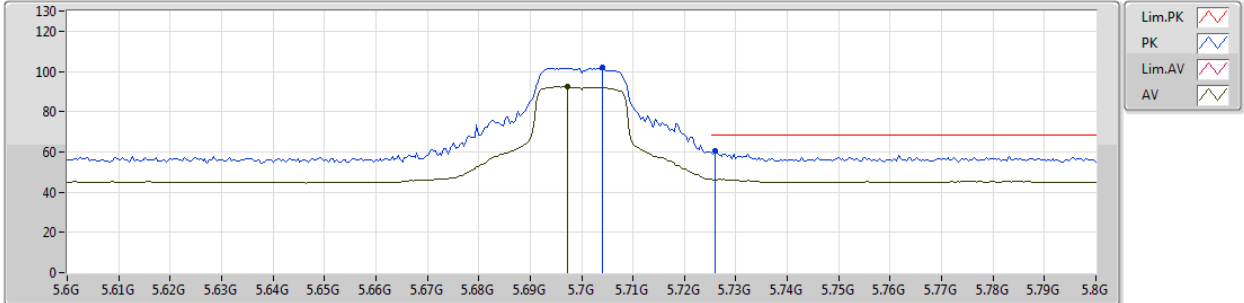
Lim.PK
 PK
 Lim.AV
 AV

Type	Freq (Hz)	Level (dBuV/m)	Limit (dBuV/m)	Margin (dB)	Factor (dB)	Dist (m)	Condition	Azimuth (°)	Height (m)	Comments
AV	11.16006G	44.91	54.00	-9.09	15.43	3	Horizontal	191	1.01	-
PK	11.15988G	59.01	74.00	-14.99	15.43	3	Horizontal	191	1.01	-

802.11a_Nss1,(6Mbps)_1TX

26/01/2019

5700MHz_TX

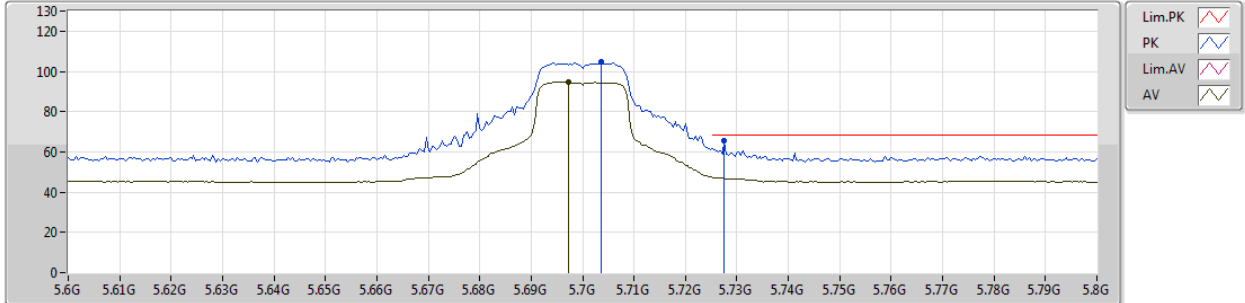


Type	Freq (Hz)	Level (dBuV/m)	Limit (dBuV/m)	Margin (dB)	Factor (dB)	Dist (m)	Condition	Azimuth (°)	Height (m)	Comments
AV	5.6972G	92.45	Inf	-Inf	5.02	3	Vertical	269	1.00	-
PK	5.704 G	102.00	Inf	-Inf	5.04	3	Vertical	269	1.00	-
PK	5.726 G	60.71	68.20	-7.49	5.08	3	Vertical	269	1.00	-

802.11a_Nss1,(6Mbps)_1TX

26/01/2019

5700MHz_TX



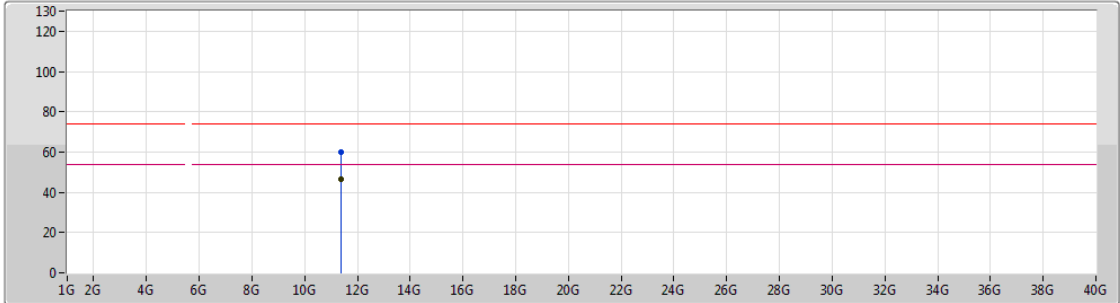
Type	Freq (Hz)	Level (dBuV/m)	Limit (dBuV/m)	Margin (dB)	Factor (dB)	Dist (m)	Condition	Azimuth (°)	Height (m)	Comments
AV	5.6972G	94.55	Inf	-Inf	5.02	3	Horizontal	187	1.00	-
PK	5.7036G	104.92	Inf	-Inf	5.03	3	Horizontal	187	1.00	-
PK	5.7276G	65.74	68.20	-2.46	5.09	3	Horizontal	187	1.00	-



802.11a_Nss1,(6Mbps)_1TX

26/01/2019

5700MHz_TX



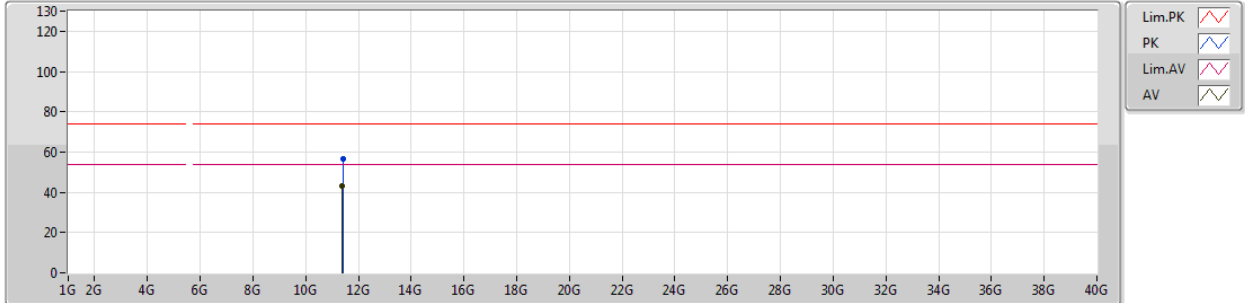
Type	Freq (Hz)	Level (dBuV/m)	Limit (dBuV/m)	Margin (dB)	Factor (dB)	Dist (m)	Condition	Azimuth (°)	Height (m)	Comments
AV	11.39982G	46.32	54.00	-7.68	15.14	3	Vertical	349	1.02	-
PK	11.40114G	59.89	74.00	-14.11	15.14	3	Vertical	349	1.02	-



802.11a_Nss1,(6Mbps)_1TX

26/01/2019

5700MHz_TX



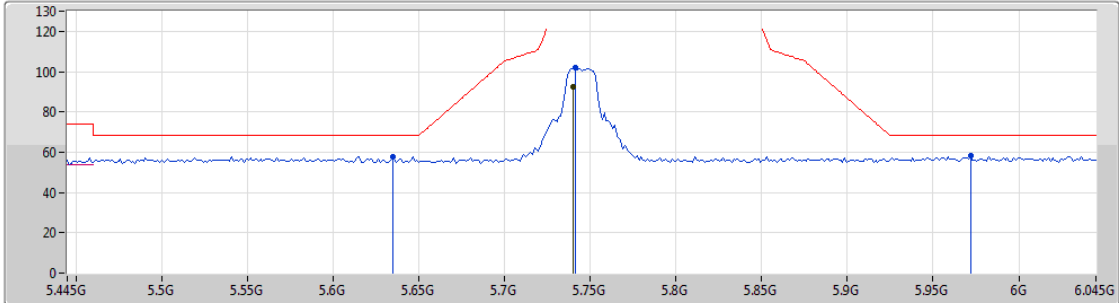
Lim.PK
 PK
 Lim.AV
 AV

Type	Freq (Hz)	Level (dBuV/m)	Limit (dBuV/m)	Margin (dB)	Factor (dB)	Dist (m)	Condition	Azimuth (°)	Height (m)	Comments
AV	11.39994G	43.07	54.00	-10.93	15.14	3	Horizontal	353	2.97	-
PK	11.4069G	56.38	74.00	-17.62	15.14	3	Horizontal	353	2.97	-

802.11a_Nss1,(6Mbps)_1TX

26/01/2019

5745MHz_TX

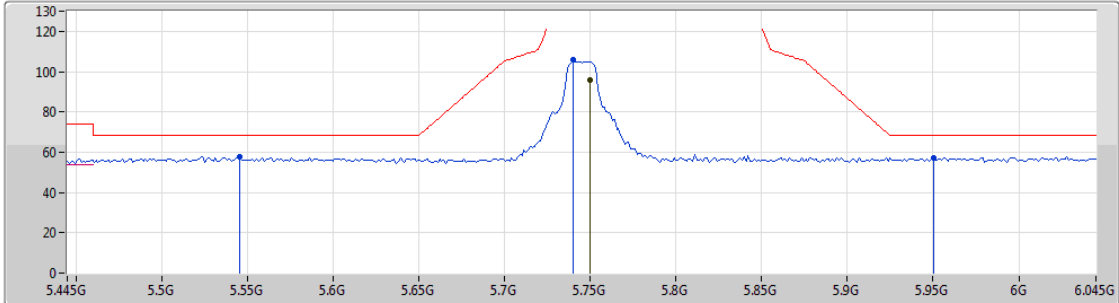


Type	Freq (Hz)	Level (dBuV/m)	Limit (dBuV/m)	Margin (dB)	Factor (dB)	Dist (m)	Condition	Azimuth (°)	Height (m)	Comments
AV	5.7402G	92.46	Inf	-Inf	5.12	3	Vertical	267	1.00	-
PK	5.6346G	57.75	68.20	-10.45	4.85	3	Vertical	267	1.00	-
PK	5.7414G	101.76	Inf	-Inf	5.12	3	Vertical	267	1.00	-
PK	5.9718G	58.01	68.20	-10.19	5.44	3	Vertical	267	1.00	-





802.11a_Nss1,(6Mbps)_1TX

26/01/2019

5745MHz_TX



Legend for the spectrum plot:

- Lim.PK 
- PK 
- Lim.AV 
- AV 

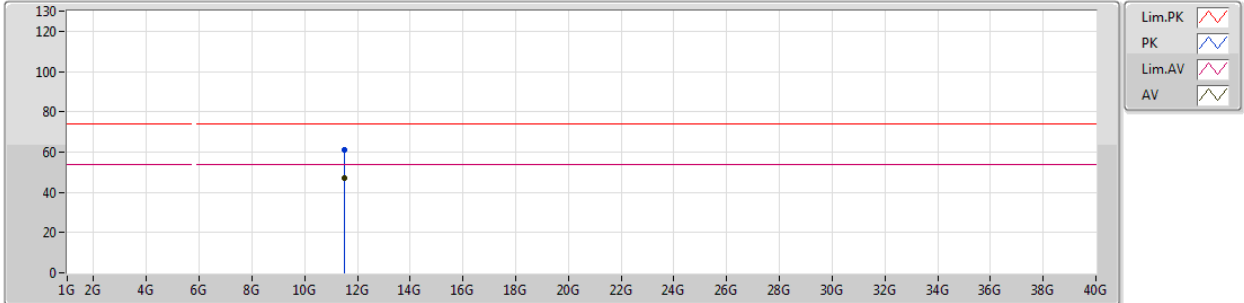
Type	Freq (Hz)	Level (dBuV/m)	Limit (dBuV/m)	Margin (dB)	Factor (dB)	Dist (m)	Condition	Azimuth (°)	Height (m)	Comments
AV	5.7498G	95.99	Inf	-Inf	5.14	3	Horizontal	316	1.01	-
PK	5.5458G	57.84	68.20	-10.36	4.66	3	Horizontal	316	1.01	-
PK	5.7402G	105.65	Inf	-Inf	5.12	3	Horizontal	316	1.01	-
PK	5.9502G	57.34	68.20	-10.86	5.41	3	Horizontal	316	1.01	-



802.11a_Nss1,(6Mbps)_1TX

26/01/2019

5745MHz_TX



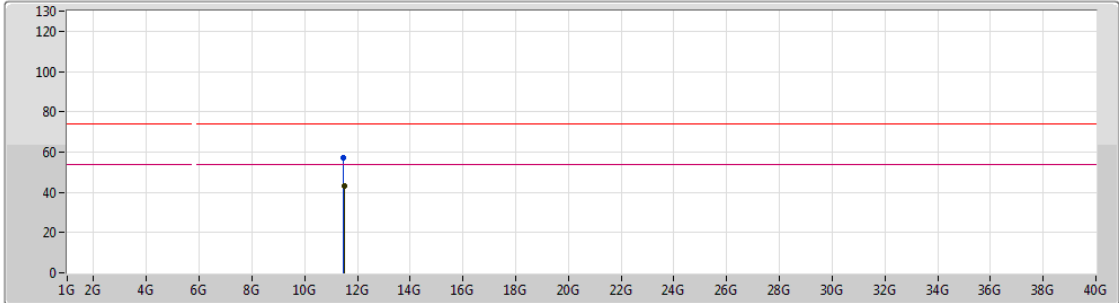
Type	Freq (Hz)	Level (dBuV/m)	Limit (dBuV/m)	Margin (dB)	Factor (dB)	Dist (m)	Condition	Azimuth (°)	Height (m)	Comments
AV	11.49006G	46.91	54.00	-7.09	15.04	3	Vertical	101	1.01	-
PK	11.48874G	61.00	74.00	-13.00	15.04	3	Vertical	101	1.01	-



802.11a_Nss1,(6Mbps)_1TX

26/01/2019

5745MHz_TX



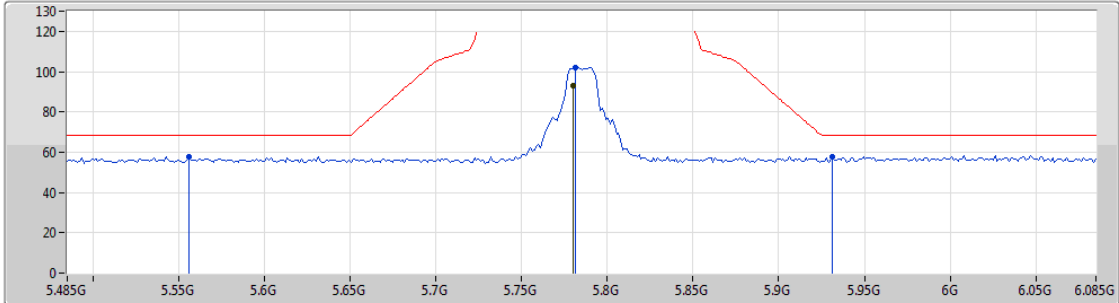
Type	Freq (Hz)	Level (dBuV/m)	Limit (dBuV/m)	Margin (dB)	Factor (dB)	Dist (m)	Condition	Azimuth (°)	Height (m)	Comments
AV	11.49294G	42.96	54.00	-11.04	15.04	3	Horizontal	224	1.75	-
PK	11.47752G	57.04	74.00	-16.96	15.06	3	Horizontal	224	1.75	-



802.11a_Nss1,(6Mbps)_1TX

26/01/2019

5785MHz_TX



Lim.PK
 PK
 Lim.AV
 AV

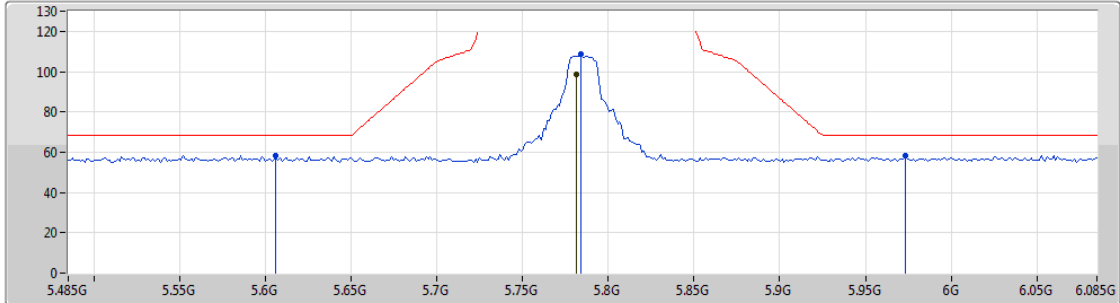
Type	Freq (Hz)	Level (dBuV/m)	Limit (dBuV/m)	Margin (dB)	Factor (dB)	Dist (m)	Condition	Azimuth (°)	Height (m)	Comments
AV	5.7802G	92.89	Inf	-Inf	5.21	3	Vertical	266	1.01	-
PK	5.558G	57.88	68.20	-10.32	4.69	3	Vertical	266	1.01	-
PK	5.7814G	102.09	Inf	-Inf	5.22	3	Vertical	266	1.01	-
PK	5.9314G	57.83	68.20	-10.37	5.38	3	Vertical	266	1.01	-



802.11a_Nss1,(6Mbps)_1TX

26/01/2019

5785MHz_TX



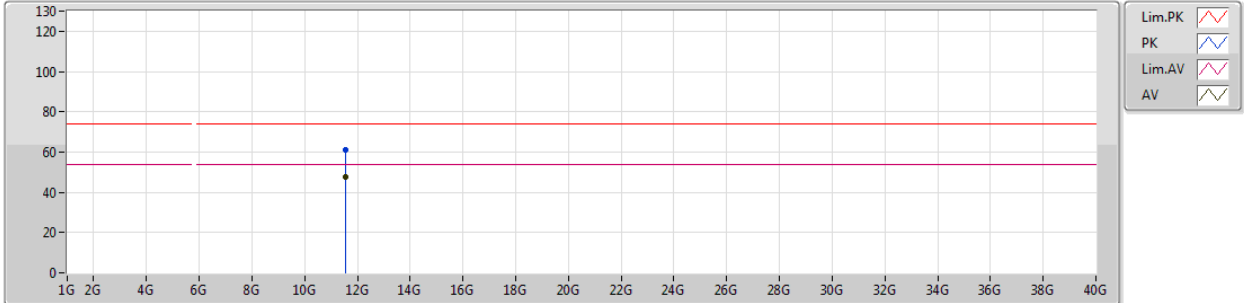
Type	Freq (Hz)	Level (dBuV/m)	Limit (dBuV/m)	Margin (dB)	Factor (dB)	Dist (m)	Condition	Azimuth (°)	Height (m)	Comments
AV	5.7814G	98.52	Inf	-Inf	5.22	3	Horizontal	309	1.01	-
PK	5.6062G	58.35	68.20	-9.85	4.79	3	Horizontal	309	1.01	-
PK	5.7838G	108.48	Inf	-Inf	5.22	3	Horizontal	309	1.01	-
PK	5.9734G	58.09	68.20	-10.11	5.44	3	Horizontal	309	1.01	-



802.11a_Nss1,(6Mbps)_1TX

26/01/2019

5785MHz_TX



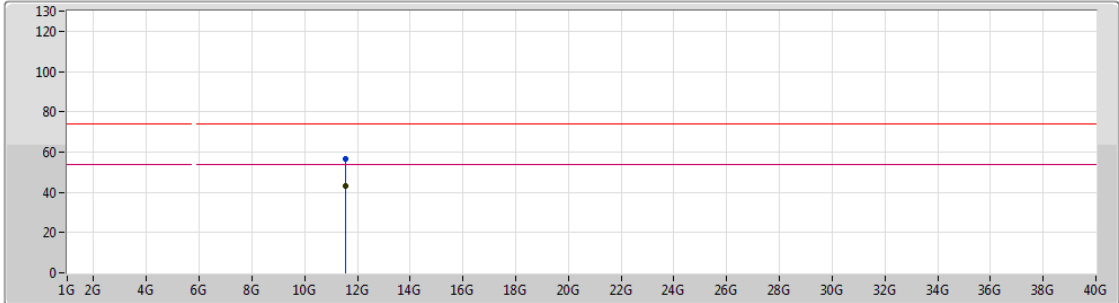
Type	Freq (Hz)	Level (dBuV/m)	Limit (dBuV/m)	Margin (dB)	Factor (dB)	Dist (m)	Condition	Azimuth (°)	Height (m)	Comments
AV	11.57G	47.39	54.00	-6.61	14.96	3	Vertical	251	1.01	-
PK	11.5709G	61.06	74.00	-12.94	14.95	3	Vertical	251	1.01	-



802.11a_Nss1,(6Mbps)_1TX

26/01/2019

5785MHz_TX

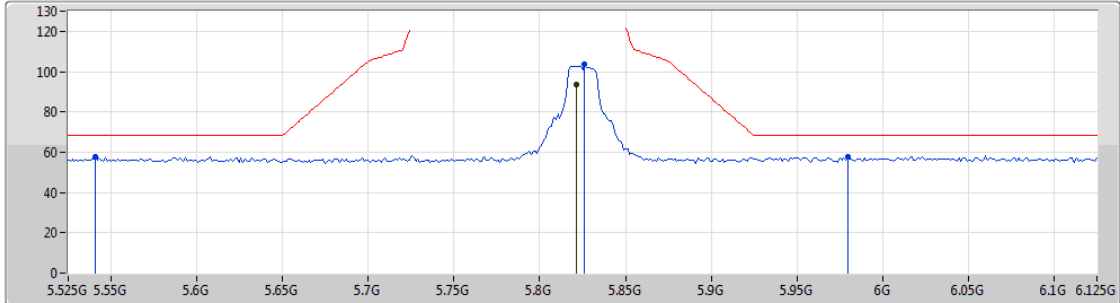






Type	Freq (Hz)	Level (dBuV/m)	Limit (dBuV/m)	Margin (dB)	Factor (dB)	Dist (m)	Condition	Azimuth (°)	Height (m)	Comments
AV	11.56778G	43.11	54.00	-10.89	14.96	3	Horizontal	226	1.00	-
PK	11.5655G	56.57	74.00	-17.43	14.96	3	Horizontal	226	1.00	-

802.11a_Nss1,(6Mbps)_1TX

26/01/2019

5825MHz_TX



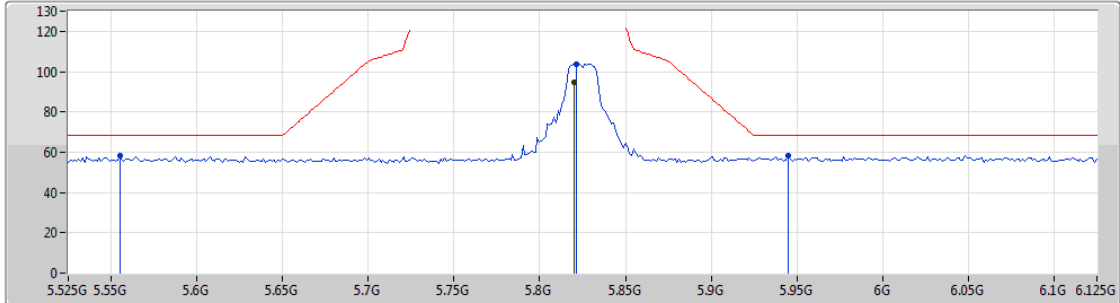
Lim.PK 
 PK 
 Lim.AV 
 AV 





Type	Freq (Hz)	Level (dBuV/m)	Limit (dBuV/m)	Margin (dB)	Factor (dB)	Dist (m)	Condition	Azimuth (°)	Height (m)	Comments
AV	5.8214G	93.62	Inf	-Inf	5.29	3	Vertical	275	1.02	-
PK	5.5406G	57.74	68.20	-10.46	4.66	3	Vertical	275	1.02	-
PK	5.8262G	103.55	Inf	-Inf	5.28	3	Vertical	275	1.02	-
PK	5.9798G	57.66	68.20	-10.54	5.43	3	Vertical	275	1.02	-

802.11a_Nss1,(6Mbps)_1TX

26/01/2019

5825MHz_TX



Lim.PK 
 PK 
 Lim.AV 
 AV 

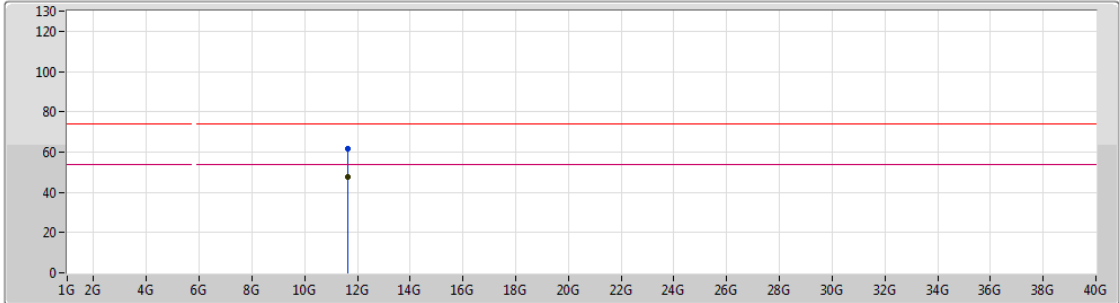
Type	Freq (Hz)	Level (dBuV/m)	Limit (dBuV/m)	Margin (dB)	Factor (dB)	Dist (m)	Condition	Azimuth (°)	Height (m)	Comments
AV	5.8202G	94.54	Inf	-Inf	5.29	3	Horizontal	314	1.01	-
PK	5.555G	58.13	68.20	-10.07	4.69	3	Horizontal	314	1.01	-
PK	5.8214G	103.93	Inf	-Inf	5.29	3	Horizontal	314	1.01	-
PK	5.945G	58.16	68.20	-10.04	5.40	3	Horizontal	314	1.01	-



802.11a_Nss1,(6Mbps)_1TX

26/01/2019

5825MHz_TX



Legend for plot markers:

- Lim.PK:
- PK:
- Lim.AV:
- AV:

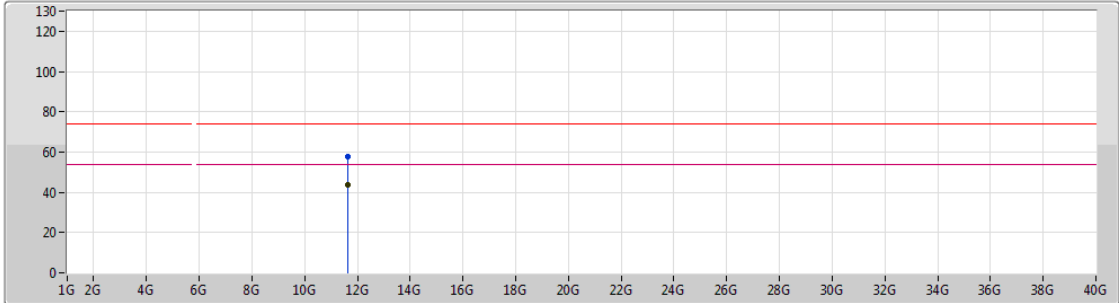
Type	Freq (Hz)	Level (dBuV/m)	Limit (dBuV/m)	Margin (dB)	Factor (dB)	Dist (m)	Condition	Azimuth (°)	Height (m)	Comments
AV	11.65G	47.53	54.00	-6.47	14.85	3	Vertical	252	1.03	-
PK	11.64952G	61.38	74.00	-12.62	14.85	3	Vertical	252	1.03	-



802.11a_Nss1,(6Mbps)_1TX

26/01/2019

5825MHz_TX

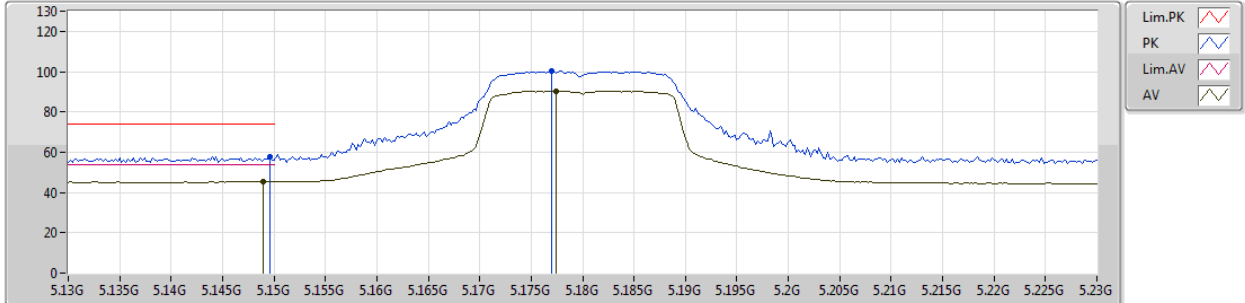


Type	Freq (Hz)	Level (dBuV/m)	Limit (dBuV/m)	Margin (dB)	Factor (dB)	Dist (m)	Condition	Azimuth (°)	Height (m)	Comments
AV	11.65162G	43.78	54.00	-10.22	14.85	3	Horizontal	182	1.03	-
PK	11.65552G	57.60	74.00	-16.40	14.84	3	Horizontal	182	1.03	-

802.11n HT20_Nss1,(MCS0)_1TX

26/01/2019

5180MHz_TX

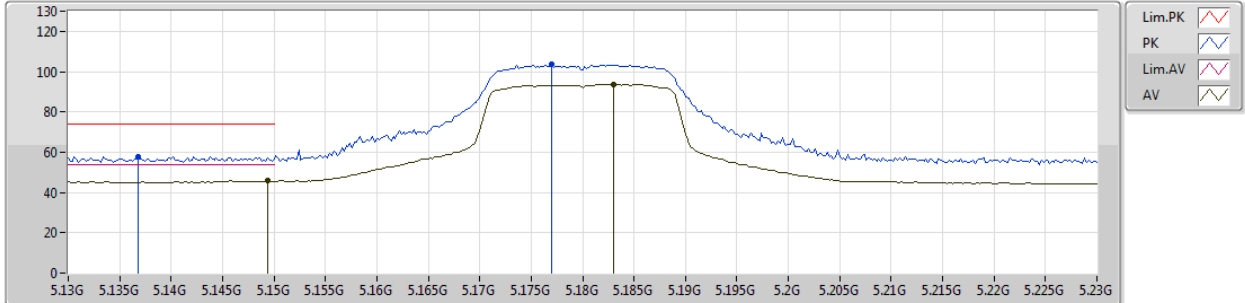


Type	Freq (Hz)	Level (dBuV/m)	Limit (dBuV/m)	Margin (dB)	Factor (dB)	Dist (m)	Condition	Azimuth (°)	Height (m)	Comments
AV	5.149G	45.40	54.00	-8.60	4.13	3	Vertical	29	2.73	-
AV	5.1774G	90.40	Inf	-Inf	4.18	3	Vertical	29	2.73	-
PK	5.1496G	57.59	74.00	-16.41	4.13	3	Vertical	29	2.73	-
PK	5.177G	100.29	Inf	-Inf	4.18	3	Vertical	29	2.73	-

802.11n HT20_Nss1,(MCS0)_1TX

26/01/2019

5180MHz_TX



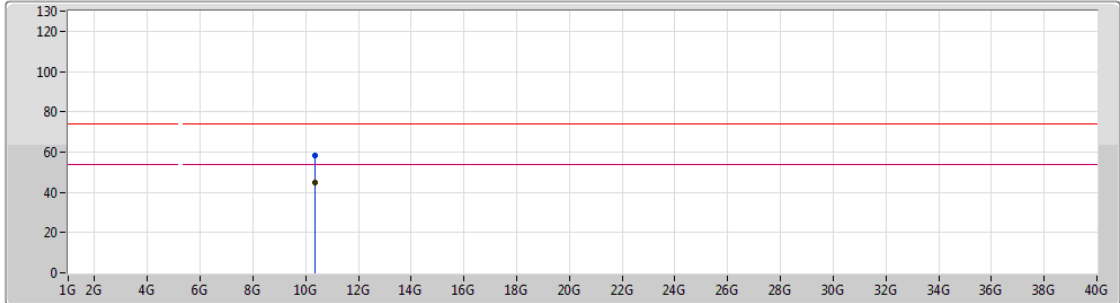
Type	Freq (Hz)	Level (dBuV/m)	Limit (dBuV/m)	Margin (dB)	Factor (dB)	Dist (m)	Condition	Azimuth (°)	Height (m)	Comments
AV	5.1494G	45.76	54.00	-8.24	4.13	3	Horizontal	352	2.99	-
AV	5.183G	93.80	Inf	-Inf	4.19	3	Horizontal	352	2.99	-
PK	5.1368G	57.98	74.00	-16.02	4.11	3	Horizontal	352	2.99	-
PK	5.177G	103.81	Inf	-Inf	4.18	3	Horizontal	352	2.99	-



802.11n HT20_Nss1,(MCS0)_1TX

26/01/2019

5180MHz_TX



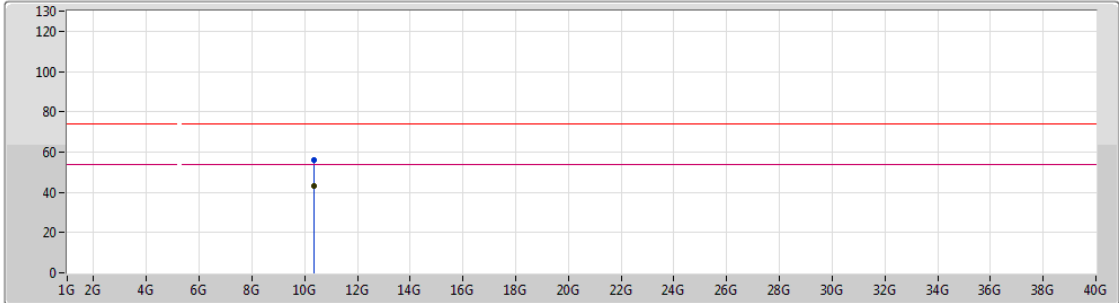
Type	Freq (Hz)	Level (dBuV/m)	Limit (dBuV/m)	Margin (dB)	Factor (dB)	Dist (m)	Condition	Azimuth (°)	Height (m)	Comments
AV	10.36474G	45.10	54.00	-8.90	14.12	3	Vertical	181	1.05	-
PK	10.36486G	58.31	74.00	-15.69	14.12	3	Vertical	181	1.05	-



802.11n HT20_Nss1,(MCS0)_1TX

26/01/2019

5180MHz_TX

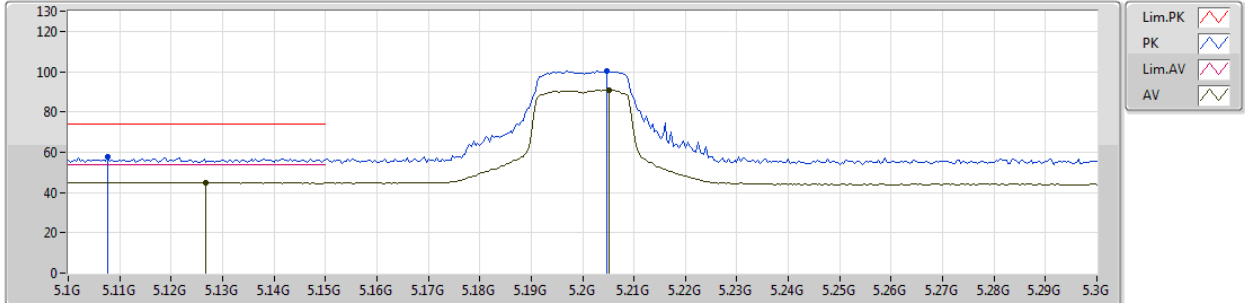


Type	Freq (Hz)	Level (dBuV/m)	Limit (dBuV/m)	Margin (dB)	Factor (dB)	Dist (m)	Condition	Azimuth (°)	Height (m)	Comments
AV	10.3744G	43.17	54.00	-10.83	14.15	3	Horizontal	270	1.62	-
PK	10.35742G	56.24	74.00	-17.76	14.11	3	Horizontal	270	1.62	-

802.11n HT20_Nss1,(MCS0)_1TX

26/01/2019

5200MHz_TX

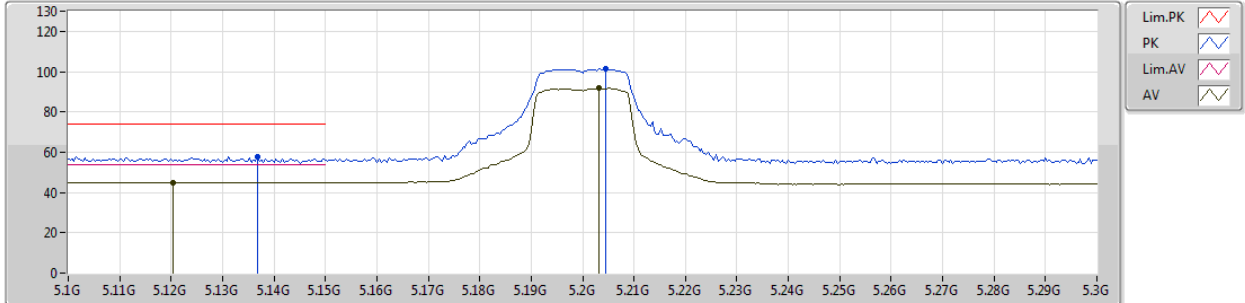


Type	Freq (Hz)	Level (dBuV/m)	Limit (dBuV/m)	Margin (dB)	Factor (dB)	Dist (m)	Condition	Azimuth (°)	Height (m)	Comments
AV	5.1268G	44.93	54.00	-9.07	4.11	3	Vertical	33	2.99	-
AV	5.2052G	90.74	Inf	-Inf	4.21	3	Vertical	33	2.99	-
PK	5.1076G	57.47	74.00	-16.53	4.07	3	Vertical	33	2.99	-
PK	5.2048G	100.14	Inf	-Inf	4.21	3	Vertical	33	2.99	-

802.11n HT20_Nss1,(MCS0)_1TX

26/01/2019

5200MHz_TX



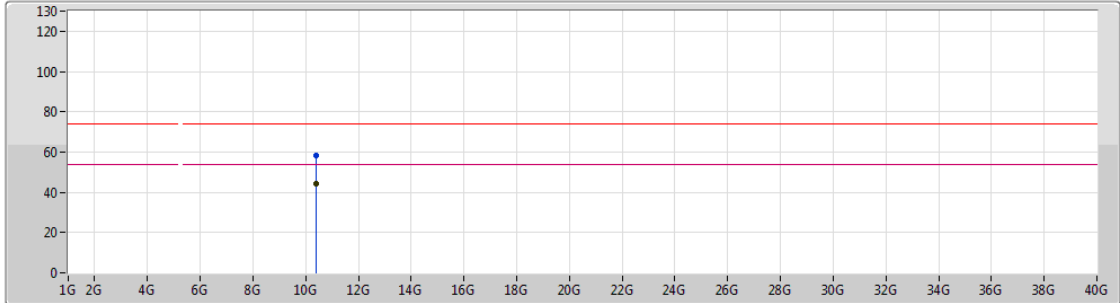
Type	Freq (Hz)	Level (dBuV/m)	Limit (dBuV/m)	Margin (dB)	Factor (dB)	Dist (m)	Condition	Azimuth (°)	Height (m)	Comments
AV	5.1204G	45.08	54.00	-8.92	4.09	3	Horizontal	327	1.01	-
AV	5.2032G	91.62	Inf	-Inf	4.21	3	Horizontal	327	1.01	-
PK	5.1368G	57.83	74.00	-16.17	4.11	3	Horizontal	327	1.01	-
PK	5.2044G	101.44	Inf	-Inf	4.21	3	Horizontal	327	1.01	-



802.11n HT20_Nss1,(MCS0)_1TX

26/01/2019

5200MHz_TX



Legend for plot:

- Lim.PK
- PK
- Lim.AV
- AV

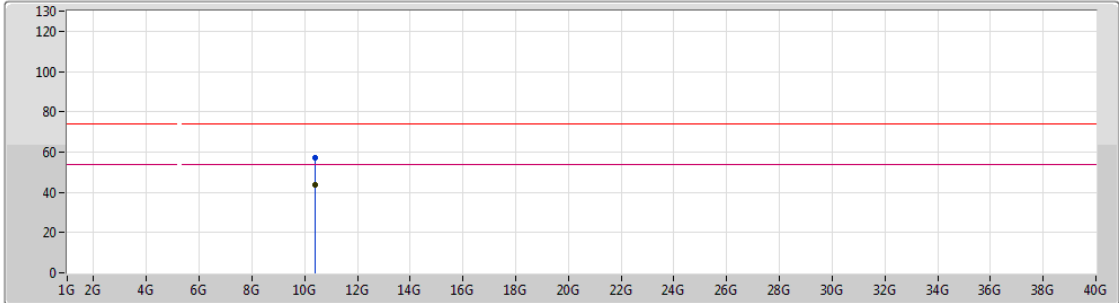
Type	Freq (Hz)	Level (dBuV/m)	Limit (dBuV/m)	Margin (dB)	Factor (dB)	Dist (m)	Condition	Azimuth (°)	Height (m)	Comments
AV	10.41002G	44.41	54.00	-9.59	14.23	3	Vertical	186	1.62	-
PK	10.41074G	58.42	74.00	-15.58	14.23	3	Vertical	186	1.62	-



802.11n HT20_Nss1,(MCS0)_1TX

26/01/2019

5200MHz_TX



Legend for the plot:

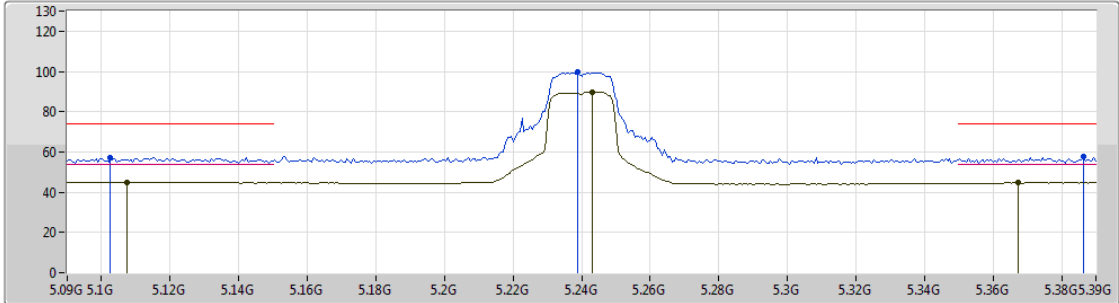
- Lim.PK
- PK
- Lim.AV
- AV

Type	Freq (Hz)	Level (dBuV/m)	Limit (dBuV/m)	Margin (dB)	Factor (dB)	Dist (m)	Condition	Azimuth (°)	Height (m)	Comments
AV	10.4102G	43.48	54.00	-10.52	14.23	3	Horizontal	86	1.14	-
PK	10.3895G	57.35	74.00	-16.65	14.18	3	Horizontal	86	1.14	-

802.11n HT20_Nss1,(MCS0)_1TX

26/01/2019

5240MHz_TX

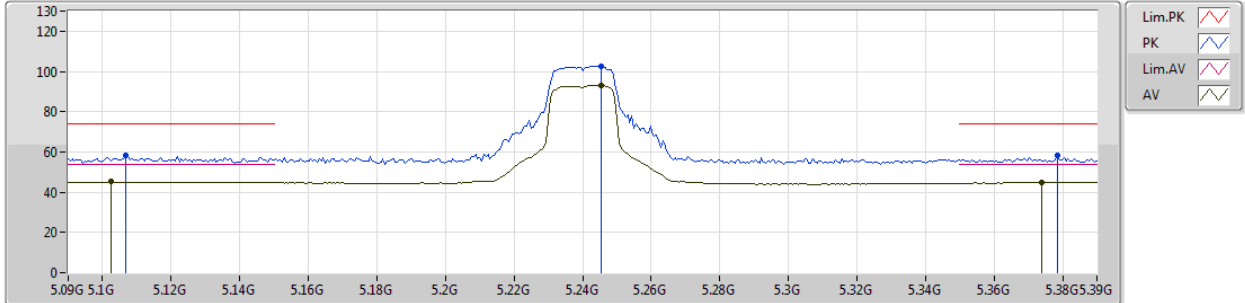


Type	Freq (Hz)	Level (dBuV/m)	Limit (dBuV/m)	Margin (dB)	Factor (dB)	Dist (m)	Condition	Azimuth (°)	Height (m)	Comments
AV	5.1074G	44.91	54.00	-9.09	4.07	3	Vertical	36	2.82	-
AV	5.243G	89.90	Inf	-Inf	4.26	3	Vertical	36	2.82	-
AV	5.3672G	44.79	54.00	-9.21	4.41	3	Vertical	36	2.82	-
PK	5.1026G	57.31	74.00	-16.69	4.07	3	Vertical	36	2.82	-
PK	5.2388G	99.77	Inf	-Inf	4.25	3	Vertical	36	2.82	-
PK	5.3864G	57.44	74.00	-16.56	4.43	3	Vertical	36	2.82	-

802.11n HT20_Nss1,(MCS0)_1TX

26/01/2019

5240MHz_TX



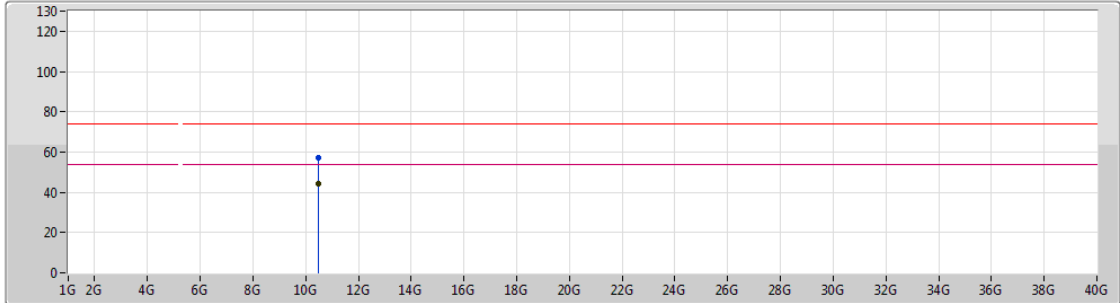
Type	Freq (Hz)	Level (dBuV/m)	Limit (dBuV/m)	Margin (dB)	Factor (dB)	Dist (m)	Condition	Azimuth (°)	Height (m)	Comments
AV	5.1026G	45.11	54.00	-8.89	4.07	3	Horizontal	352	2.92	-
AV	5.2454G	93.19	Inf	-Inf	4.26	3	Horizontal	352	2.92	-
AV	5.3738G	45.01	54.00	-8.99	4.42	3	Horizontal	352	2.92	-
PK	5.1068G	58.14	74.00	-15.86	4.07	3	Horizontal	352	2.92	-
PK	5.2454G	102.76	Inf	-Inf	4.26	3	Horizontal	352	2.92	-
PK	5.3786G	58.07	74.00	-15.93	4.43	3	Horizontal	352	2.92	-



802.11n HT20_Nss1,(MCS0)_1TX

26/01/2019

5240MHz_TX



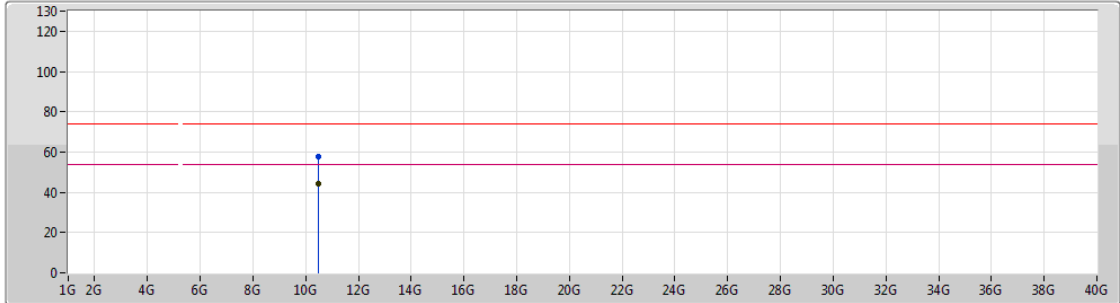
Lim.PK
 PK
 Lim.AV
 AV

Type	Freq (Hz)	Level (dBuV/m)	Limit (dBuV/m)	Margin (dB)	Factor (dB)	Dist (m)	Condition	Azimuth (°)	Height (m)	Comments
AV	10.48948G	44.43	54.00	-9.57	14.42	3	Vertical	253	1.59	-
PK	10.49014G	57.12	74.00	-16.88	14.42	3	Vertical	253	1.59	-

802.11n HT20_Nss1,(MCS0)_1TX

26/01/2019

5240MHz_TX

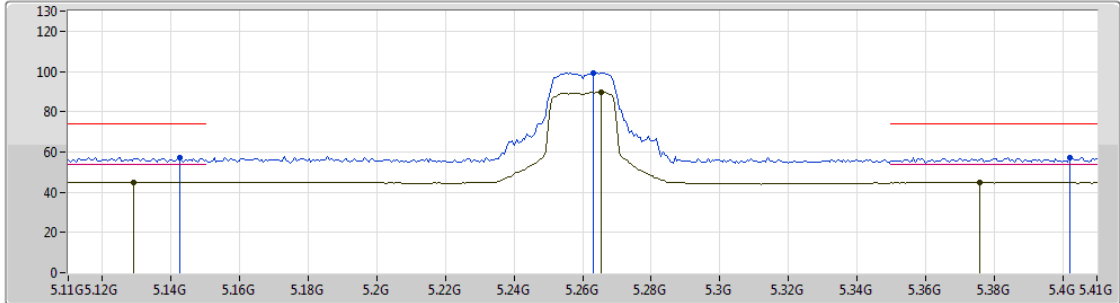


Type	Freq (Hz)	Level (dBuV/m)	Limit (dBuV/m)	Margin (dB)	Factor (dB)	Dist (m)	Condition	Azimuth (°)	Height (m)	Comments
AV	10.48816G	44.32	54.00	-9.68	14.42	3	Horizontal	347	1.37	-
PK	10.48834G	57.64	74.00	-16.36	14.42	3	Horizontal	347	1.37	-

802.11n HT20_Nss1,(MCS0)_1TX

26/01/2019

5260MHz_TX

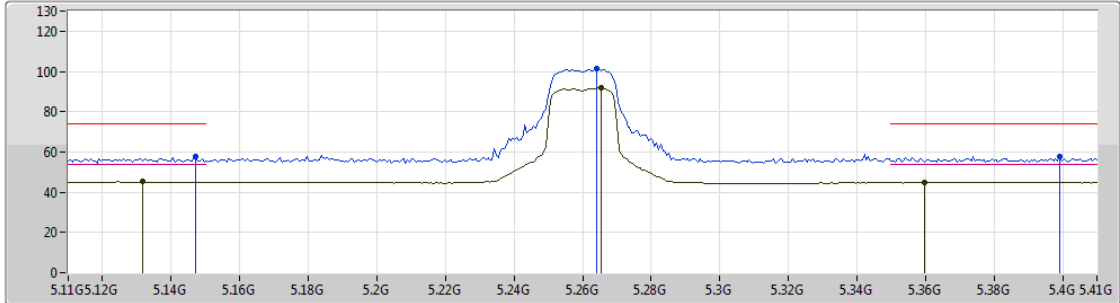


Type	Freq (Hz)	Level (dBuV/m)	Limit (dBuV/m)	Margin (dB)	Factor (dB)	Dist (m)	Condition	Azimuth (°)	Height (m)	Comments
AV	5.1292G	45.08	54.00	-8.92	4.11	3	Vertical	34	2.95	-
AV	5.2654G	89.85	Inf	-Inf	4.29	3	Vertical	34	2.95	-
AV	5.3758G	44.98	54.00	-9.02	4.43	3	Vertical	34	2.95	-
AV	5.1424G	57.33	74.00	-16.67	4.13	3	Vertical	34	2.95	-
PK	5.263G	99.38	Inf	-Inf	4.28	3	Vertical	34	2.95	-
PK	5.4022G	57.22	74.00	-16.78	4.45	3	Vertical	34	2.95	-

802.11n HT20_Nss1,(MCS0)_1TX

26/01/2019

5260MHz_TX



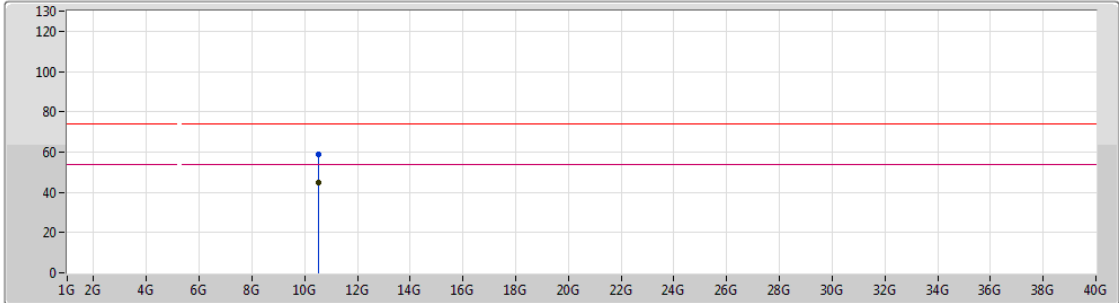
Type	Freq (Hz)	Level (dBuV/m)	Limit (dBuV/m)	Margin (dB)	Factor (dB)	Dist (m)	Condition	Azimuth (°)	Height (m)	Comments
AV	5.1316G	45.12	54.00	-8.88	4.11	3	Horizontal	329	1.01	-
AV	5.2654G	91.67	Inf	-Inf	4.29	3	Horizontal	329	1.01	-
AV	5.3596G	45.08	54.00	-8.92	4.41	3	Horizontal	329	1.01	-
PK	5.1472G	57.77	74.00	-16.23	4.13	3	Horizontal	329	1.01	-
PK	5.2642G	101.37	Inf	-Inf	4.29	3	Horizontal	329	1.01	-
PK	5.3992G	57.69	74.00	-16.31	4.45	3	Horizontal	329	1.01	-



802.11n HT20_Nss1,(MCS0)_1TX

26/01/2019

5260MHz_TX



Lim.PK
 PK
 Lim.AV
 AV

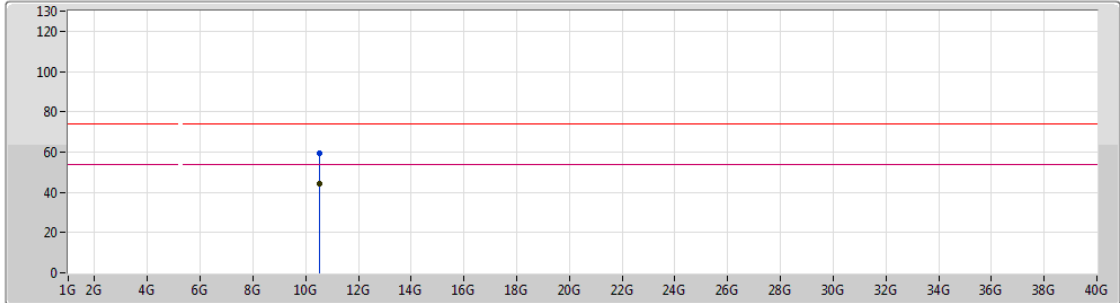
Type	Freq (Hz)	Level (dBuV/m)	Limit (dBuV/m)	Margin (dB)	Factor (dB)	Dist (m)	Condition	Azimuth (°)	Height (m)	Comments
AV	10.52432G	44.79	54.00	-9.21	14.50	3	Vertical	223	2.78	-
PK	10.52452G	58.96	74.00	-15.04	14.50	3	Vertical	223	2.78	-



802.11n HT20_Nss1,(MCS0)_1TX

26/01/2019

5260MHz_TX



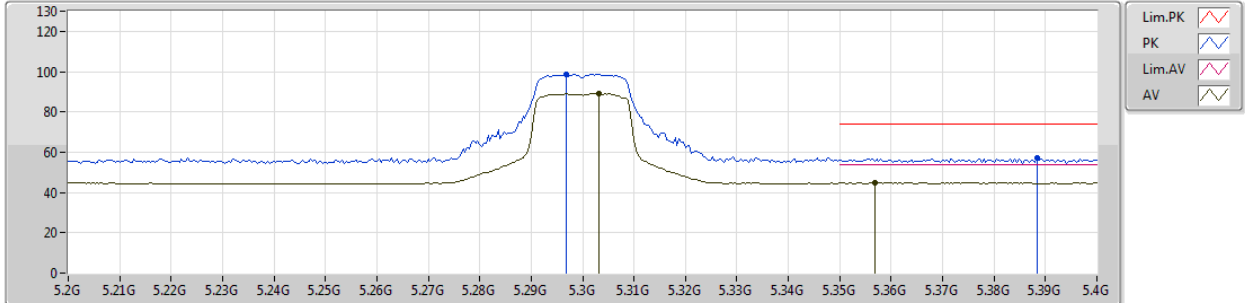
Lim.PK
 PK
 Lim.AV
 AV

Type	Freq (Hz)	Level (dBuV/m)	Limit (dBuV/m)	Margin (dB)	Factor (dB)	Dist (m)	Condition	Azimuth (°)	Height (m)	Comments
AV	10.52428G	44.45	54.00	-9.55	14.50	3	Horizontal	163	2.84	-
PK	10.52422G	59.29	74.00	-14.71	14.50	3	Horizontal	163	2.84	-

802.11n HT20_Nss1,(MCS0)_1TX

26/01/2019

5300MHz_TX

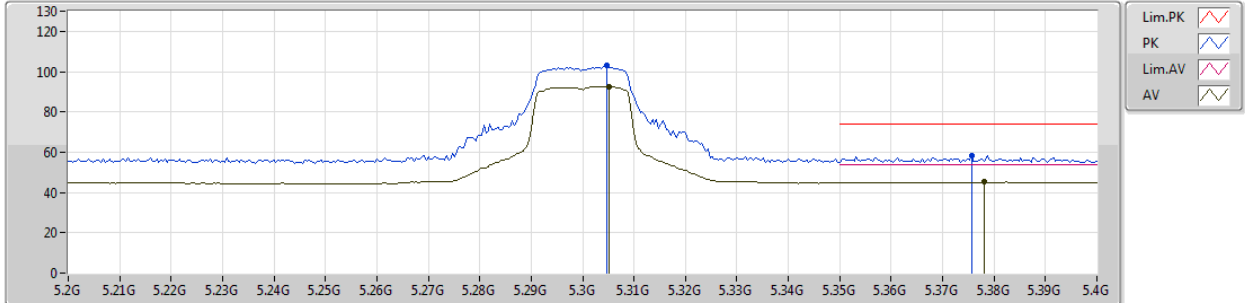


Type	Freq (Hz)	Level (dBuV/m)	Limit (dBuV/m)	Margin (dB)	Factor (dB)	Dist (m)	Condition	Azimuth (°)	Height (m)	Comments
AV	5.3032G	89.08	Inf	-Inf	4.33	3	Vertical	38	2.77	-
AV	5.3568G	44.74	54.00	-9.26	4.40	3	Vertical	38	2.77	-
PK	5.2968G	98.58	Inf	-Inf	4.32	3	Vertical	38	2.77	-
PK	5.3884G	57.01	74.00	-16.99	4.43	3	Vertical	38	2.77	-

802.11n HT20_Nss1,(MCS0)_1TX

26/01/2019

5300MHz_TX



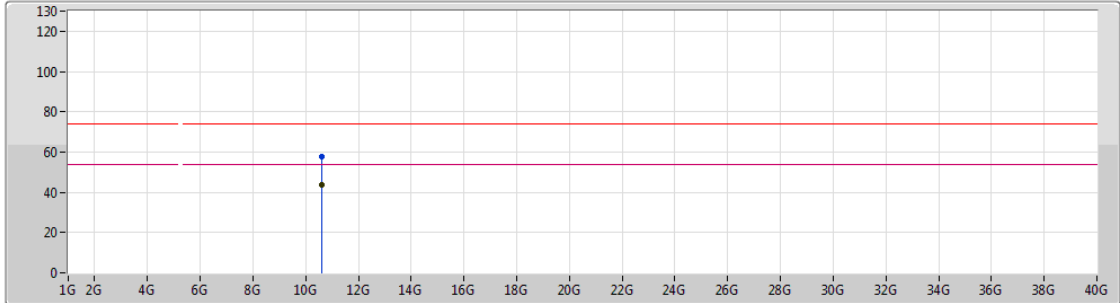
Type	Freq (Hz)	Level (dBuV/m)	Limit (dBuV/m)	Margin (dB)	Factor (dB)	Dist (m)	Condition	Azimuth (°)	Height (m)	Comments
AV	5.3052G	92.70	Inf	-Inf	4.33	3	Horizontal	325	1.01	-
AV	5.378G	45.16	54.00	-8.84	4.43	3	Horizontal	325	1.01	-
PK	5.3048G	103.36	Inf	-Inf	4.33	3	Horizontal	325	1.01	-
PK	5.3756G	58.22	74.00	-15.78	4.43	3	Horizontal	325	1.01	-



802.11n HT20_Nss1,(MCS0)_1TX

26/01/2019

5300MHz_TX



Legend for plot lines:

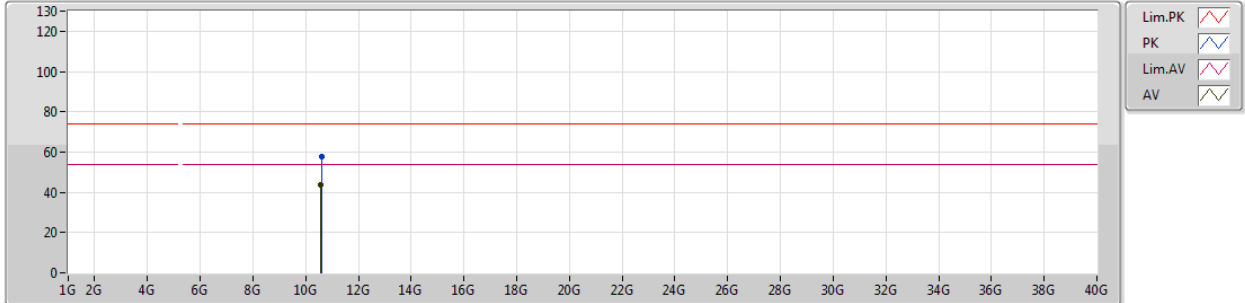
- Lim.PK: Red line with downward arrow
- PK: Blue line with upward arrow
- Lim.AV: Magenta line with downward arrow
- AV: Black line with upward arrow

Type	Freq (Hz)	Level (dBuV/m)	Limit (dBuV/m)	Margin (dB)	Factor (dB)	Dist (m)	Condition	Azimuth (°)	Height (m)	Comments
AV	10.60282G	43.87	54.00	-10.13	14.68	3	Vertical	149	2.94	-
PK	10.60528G	57.84	74.00	-16.16	14.69	3	Vertical	149	2.94	-

802.11n HT20_Nss1,(MCS0)_1TX

26/01/2019

5300MHz_TX

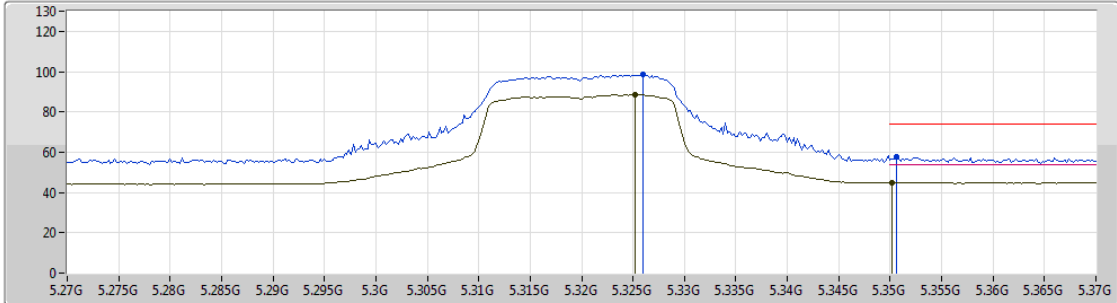






Type	Freq (Hz)	Level (dBuV/m)	Limit (dBuV/m)	Margin (dB)	Factor (dB)	Dist (m)	Condition	Azimuth (°)	Height (m)	Comments
AV	10.58686G	43.67	54.00	-10.33	14.64	3	Horizontal	116	1.50	-
PK	10.60444G	57.58	74.00	-16.42	14.69	3	Horizontal	116	1.50	-

802.11n HT20_Nss1,(MCS0)_1TX

26/01/2019

5320MHz_TX



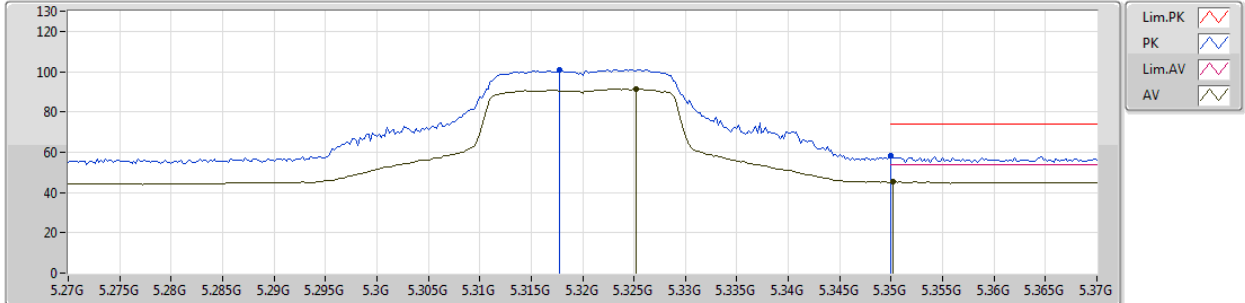
Lim.PK 
 PK 
 Lim.AV 
 AV 

Type	Freq (Hz)	Level (dBuV/m)	Limit (dBuV/m)	Margin (dB)	Factor (dB)	Dist (m)	Condition	Azimuth (°)	Height (m)	Comments
AV	5.3252G	88.67	Inf	-Inf	4.36	3	Vertical	26	2.99	-
AV	5.3502G	45.04	54.00	-8.96	4.39	3	Vertical	26	2.99	-
PK	5.326G	98.43	Inf	-Inf	4.36	3	Vertical	26	2.99	-
PK	5.3506G	57.62	74.00	-16.38	4.39	3	Vertical	26	2.99	-

802.11n HT20_Nss1,(MCS0)_1TX

26/01/2019

5320MHz_TX

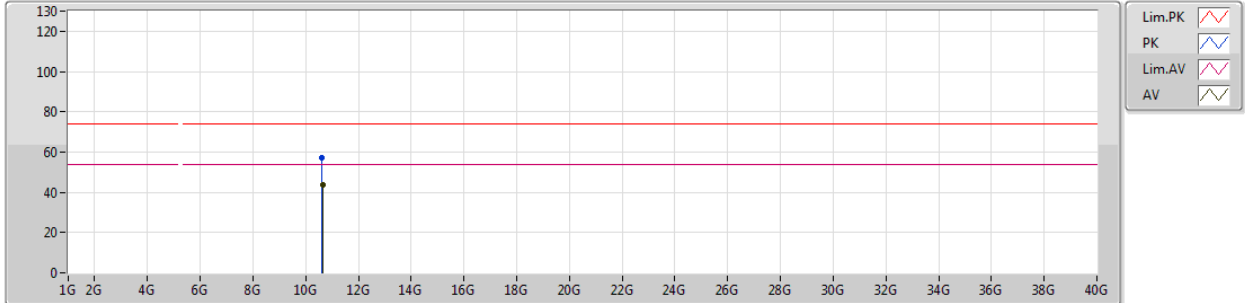


Type	Freq (Hz)	Level (dBuV/m)	Limit (dBuV/m)	Margin (dB)	Factor (dB)	Dist (m)	Condition	Azimuth (°)	Height (m)	Comments
AV	5.3252G	91.48	Inf	-Inf	4.36	3	Horizontal	318	1.01	-
AV	5.3502G	45.22	54.00	-8.78	4.39	3	Horizontal	318	1.01	-
PK	5.3178G	101.02	Inf	-Inf	4.34	3	Horizontal	318	1.01	-
PK	5.35G	58.01	74.00	-15.99	4.39	3	Horizontal	318	1.01	-

802.11n HT20_Nss1,(MCS0)_1TX

26/01/2019

5320MHz_TX



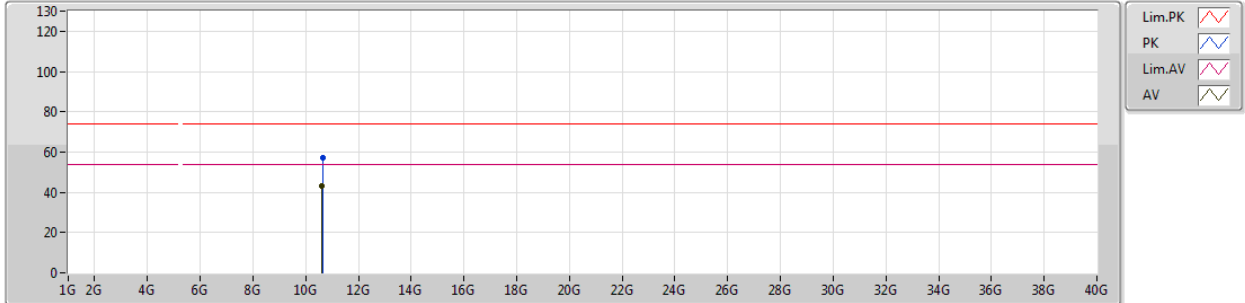
Type	Freq (Hz)	Level (dBuV/m)	Limit (dBuV/m)	Margin (dB)	Factor (dB)	Dist (m)	Condition	Azimuth (°)	Height (m)	Comments
AV	10.63646G	43.48	54.00	-10.52	14.76	3	Vertical	191	2.45	-
PK	10.62602G	57.11	74.00	-16.89	14.73	3	Vertical	191	2.45	-



802.11n HT20_Nss1,(MCS0)_1TX

26/01/2019

5320MHz_TX

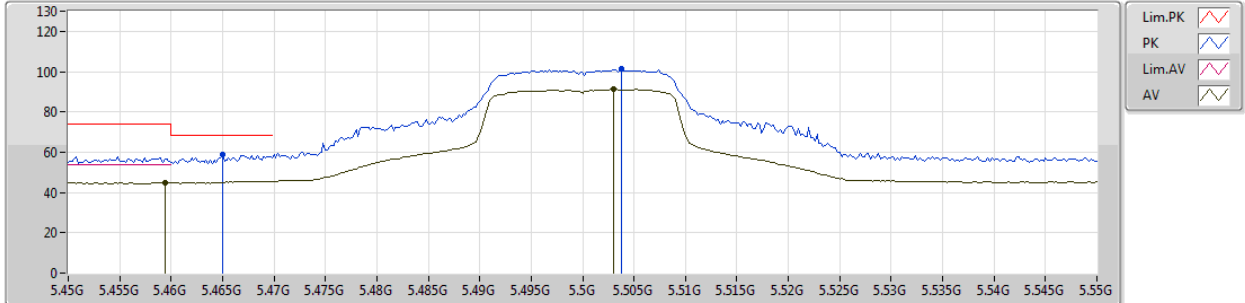


Type	Freq (Hz)	Level (dBuV/m)	Limit (dBuV/m)	Margin (dB)	Factor (dB)	Dist (m)	Condition	Azimuth (°)	Height (m)	Comments
AV	10.63004G	43.42	54.00	-10.58	14.75	3	Horizontal	288	1.50	-
PK	10.6382G	57.25	74.00	-16.75	14.77	3	Horizontal	288	1.50	-

802.11n HT20_Nss1,(MCS0)_1TX

26/01/2019

5500MHz_TX

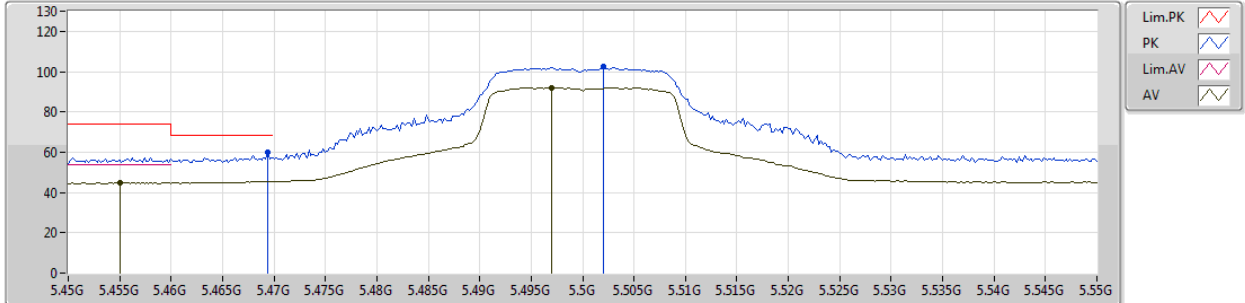


Type	Freq (Hz)	Level (dBuV/m)	Limit (dBuV/m)	Margin (dB)	Factor (dB)	Dist (m)	Condition	Azimuth (°)	Height (m)	Comments
AV	5.4594G	44.72	54.00	-9.28	4.53	3	Vertical	274	1.01	-
AV	5.503G	91.23	Inf	-Inf	4.58	3	Vertical	274	1.01	-
PK	5.465G	58.74	68.20	-9.46	4.54	3	Vertical	274	1.01	-
PK	5.5038G	101.28	Inf	-Inf	4.59	3	Vertical	274	1.01	-

802.11n HT20_Nss1,(MCS0)_1TX

26/01/2019

5500MHz_TX



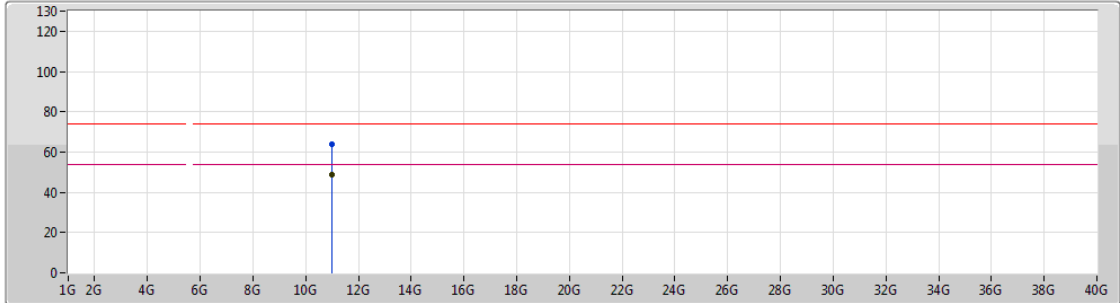
Type	Freq (Hz)	Level (dBuV/m)	Limit (dBuV/m)	Margin (dB)	Factor (dB)	Dist (m)	Condition	Azimuth (°)	Height (m)	Comments
AV	5.455G	44.76	54.00	-9.24	4.52	3	Horizontal	169	2.93	-
AV	5.497G	91.96	Inf	-Inf	4.58	3	Horizontal	169	2.93	-
PK	5.4694G	59.99	68.20	-8.21	4.54	3	Horizontal	169	2.93	-
PK	5.502G	102.79	Inf	-Inf	4.58	3	Horizontal	169	2.93	-



802.11n HT20_Nss1,(MCS0)_1TX

26/01/2019

5500MHz_TX



Lim.PK
 PK
 Lim.AV
 AV

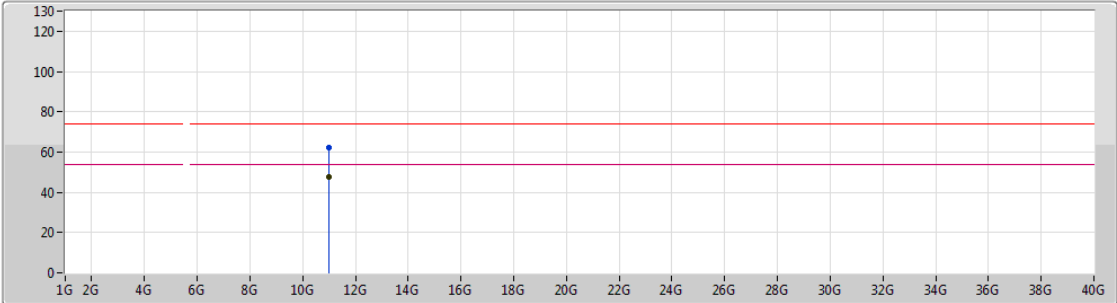
Type	Freq (Hz)	Level (dBuV/m)	Limit (dBuV/m)	Margin (dB)	Factor (dB)	Dist (m)	Condition	Azimuth (°)	Height (m)	Comments
AV	10.99964G	48.90	54.00	-5.10	15.61	3	Vertical	192	1.05	-
PK	10.99904G	63.87	74.00	-10.13	15.61	3	Vertical	192	1.05	-



802.11n HT20_Nss1,(MCS0)_1TX

26/01/2019

5500MHz_TX



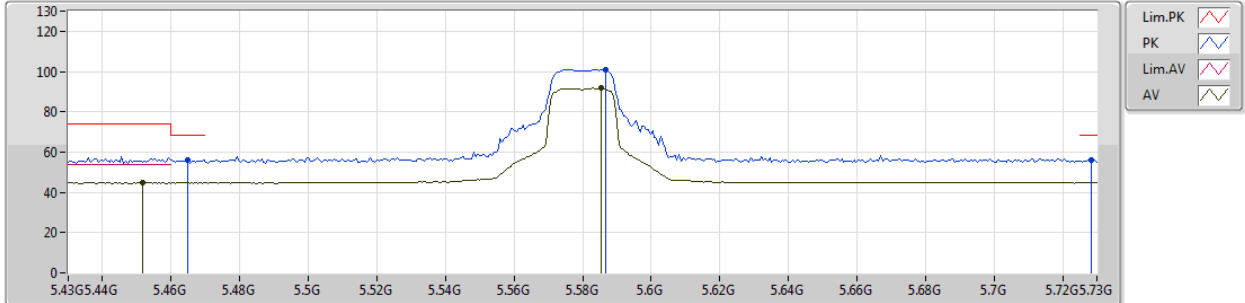
Lim.PK
 PK
 Lim.AV
 AV

Type	Freq (Hz)	Level (dBuV/m)	Limit (dBuV/m)	Margin (dB)	Factor (dB)	Dist (m)	Condition	Azimuth (°)	Height (m)	Comments
AV	10.9997G	47.72	54.00	-6.28	15.61	3	Horizontal	191	1.12	-
PK	10.99904G	62.38	74.00	-11.62	15.61	3	Horizontal	191	1.12	-

802.11n HT20_Nss1,(MCS0)_1TX

26/01/2019

5580MHz_TX

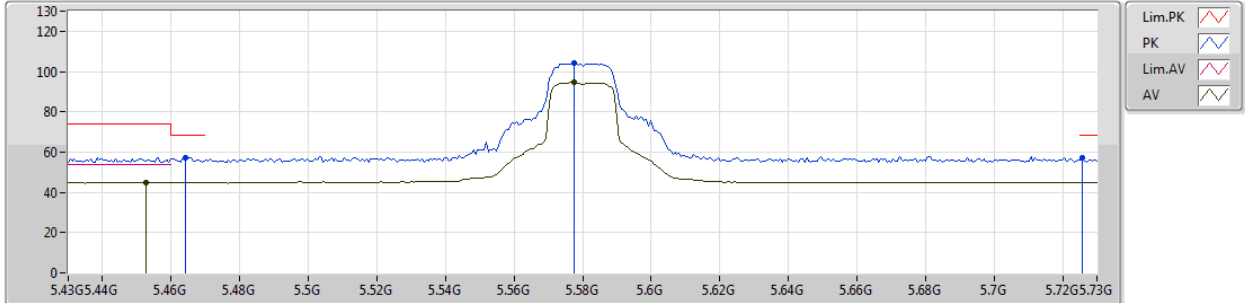


Type	Freq (Hz)	Level (dBuV/m)	Limit (dBuV/m)	Margin (dB)	Factor (dB)	Dist (m)	Condition	Azimuth (°)	Height (m)	Comments
AV	5.4516G	44.69	54.00	-9.31	4.52	3	Vertical	277	1.05	-
AV	5.5854G	91.87	Inf	-Inf	4.74	3	Vertical	277	1.05	-
PK	5.4648G	56.22	68.20	-11.98	4.54	3	Vertical	277	1.05	-
PK	5.5866G	101.02	Inf	-Inf	4.74	3	Vertical	277	1.05	-
PK	5.7282G	56.11	68.20	-12.09	5.09	3	Vertical	277	1.05	-

802.11n HT20_Nss1,(MCS0)_1TX

26/01/2019

5580MHz_TX



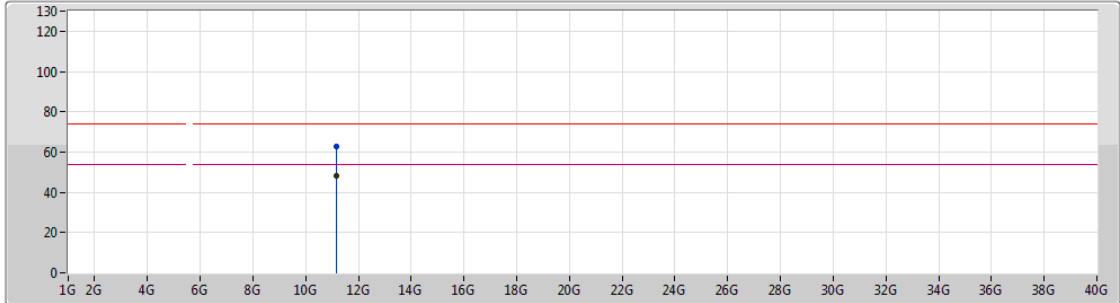
Type	Freq (Hz)	Level (dBuV/m)	Limit (dBuV/m)	Margin (dB)	Factor (dB)	Dist (m)	Condition	Azimuth (°)	Height (m)	Comments
AV	5.4528G	44.98	54.00	-9.02	4.52	3	Horizontal	309	1.00	-
AV	5.5776G	94.53	Inf	-Inf	4.72	3	Horizontal	309	1.00	-
PK	5.4642G	57.26	68.20	-10.94	4.53	3	Horizontal	309	1.00	-
PK	5.5776G	104.06	Inf	-Inf	4.72	3	Horizontal	309	1.00	-
PK	5.7258G	57.02	68.20	-11.18	5.08	3	Horizontal	309	1.00	-



802.11n HT20_Nss1,(MCS0)_1TX

26/01/2019

5580MHz_TX



Lim.PK
 PK
 Lim.AV
 AV

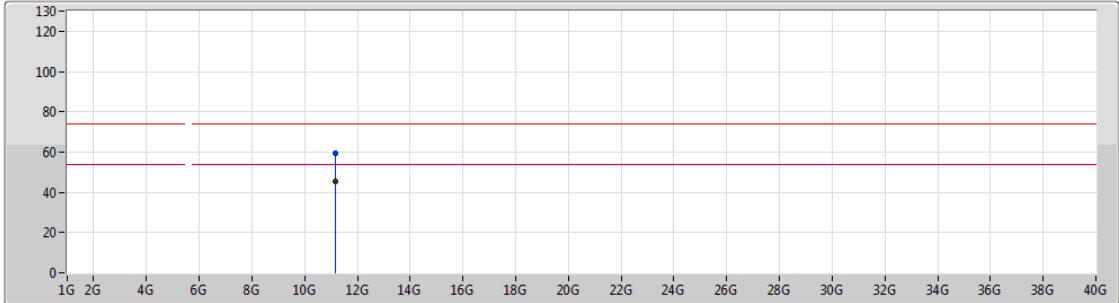
Type	Freq (Hz)	Level (dBuV/m)	Limit (dBuV/m)	Margin (dB)	Factor (dB)	Dist (m)	Condition	Azimuth (°)	Height (m)	Comments
AV	11.15892G	48.15	54.00	-5.85	15.43	3	Vertical	121	1.31	-
PK	11.15994G	62.98	74.00	-11.02	15.43	3	Vertical	121	1.31	-



802.11n HT20_Nss1,(MCS0)_1TX

26/01/2019

5580MHz_TX



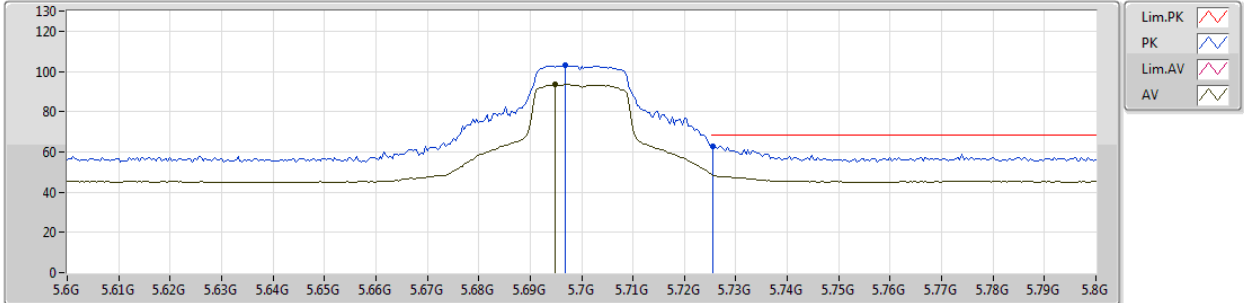
Lim.PK
 PK
 Lim.AV
 AV

Type	Freq (Hz)	Level (dBuV/m)	Limit (dBuV/m)	Margin (dB)	Factor (dB)	Dist (m)	Condition	Azimuth (°)	Height (m)	Comments
AV	11.15892G	45.28	54.00	-8.72	15.43	3	Horizontal	191	1.01	-
PK	11.15238G	59.31	74.00	-14.69	15.44	3	Horizontal	191	1.01	-

802.11n HT20_Nss1,(MCS0)_1TX

26/01/2019

5700MHz_TX

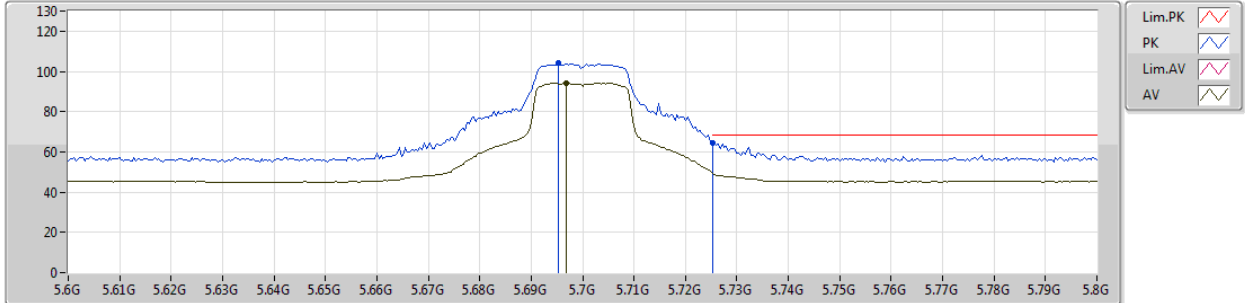


Type	Freq (Hz)	Level (dBuV/m)	Limit (dBuV/m)	Margin (dB)	Factor (dB)	Dist (m)	Condition	Azimuth (°)	Height (m)	Comments
AV	5.6948G	93.42	Inf	-Inf	5.00	3	Vertical	269	1.00	-
PK	5.6968G	102.90	Inf	-Inf	5.02	3	Vertical	269	1.00	-
PK	5.7256G	62.99	68.20	-5.21	5.08	3	Vertical	269	1.00	-

802.11n HT20_Nss1,(MCS0)_1TX

26/01/2019

5700MHz_TX



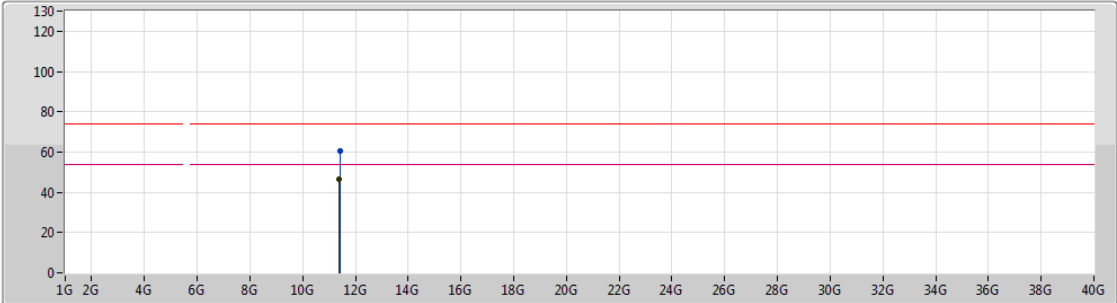
Type	Freq (Hz)	Level (dBuV/m)	Limit (dBuV/m)	Margin (dB)	Factor (dB)	Dist (m)	Condition	Azimuth (°)	Height (m)	Comments
AV	5.6968G	94.28	Inf	-Inf	5.02	3	Horizontal	186	1.01	-
PK	5.6952G	104.14	Inf	-Inf	5.00	3	Horizontal	186	1.01	-
PK	5.7252G	64.45	68.20	-3.75	5.08	3	Horizontal	186	1.01	-



802.11n HT20_Nss1,(MCS0)_1TX

26/01/2019

5700MHz_TX



Lim.PK
 PK
 Lim.AV
 AV

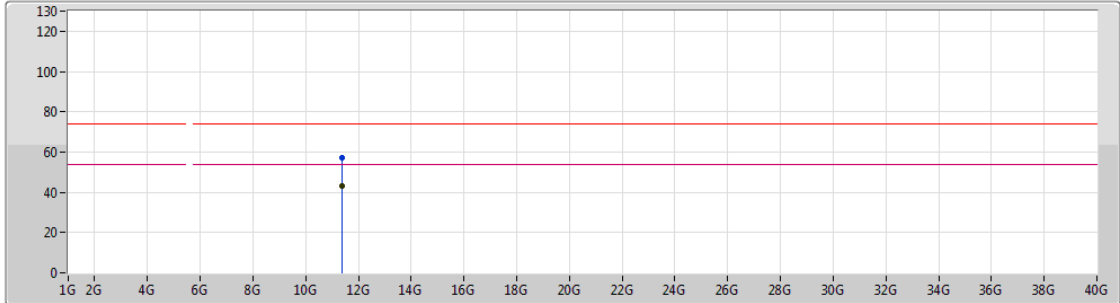
Type	Freq (Hz)	Level (dBuV/m)	Limit (dBuV/m)	Margin (dB)	Factor (dB)	Dist (m)	Condition	Azimuth (°)	Height (m)	Comments
AV	11.39958G	46.71	54.00	-7.29	15.14	3	Vertical	341	1.03	-
PK	11.40342G	60.67	74.00	-13.33	15.15	3	Vertical	341	1.03	-



802.11n HT20_Nss1,(MCS0)_1TX

26/01/2019

5700MHz_TX



Legend for the plot:

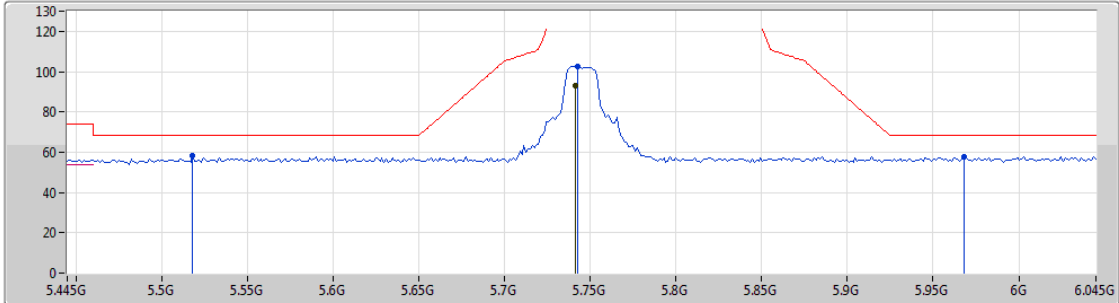
- Lim.PK: Red line with a downward-pointing triangle
- PK: Blue line with an upward-pointing triangle
- Lim.AV: Magenta line with a downward-pointing triangle
- AV: Black line with an upward-pointing triangle

Type	Freq (Hz)	Level (dBuV/m)	Limit (dBuV/m)	Margin (dB)	Factor (dB)	Dist (m)	Condition	Azimuth (°)	Height (m)	Comments
AV	11.40042G	43.21	54.00	-10.79	15.14	3	Horizontal	218	1.02	-
PK	11.39784G	56.95	74.00	-17.05	15.14	3	Horizontal	218	1.02	-

802.11n HT20_Nss1,(MCS0)_1TX

26/01/2019

5745MHz_TX

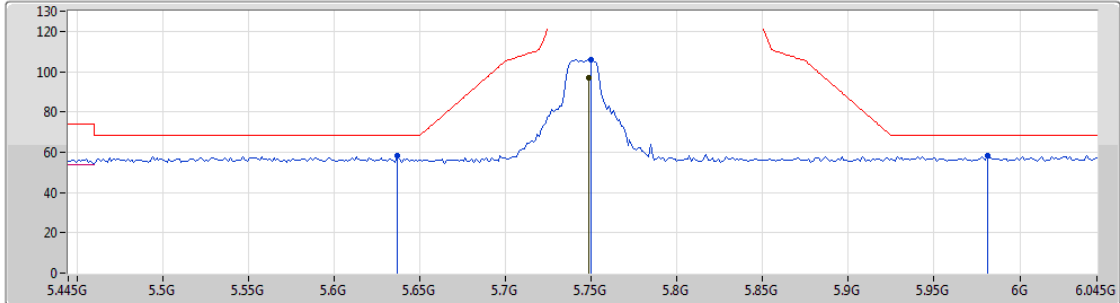


Type	Freq (Hz)	Level (dBuV/m)	Limit (dBuV/m)	Margin (dB)	Factor (dB)	Dist (m)	Condition	Azimuth (°)	Height (m)	Comments
AV	5.7414G	93.24	Inf	-Inf	5.12	3	Vertical	274	1.01	-
PK	5.5182G	58.15	68.20	-10.05	4.62	3	Vertical	274	1.01	-
PK	5.7426G	102.75	Inf	-Inf	5.13	3	Vertical	274	1.01	-
PK	5.9682G	57.54	68.20	-10.66	5.44	3	Vertical	274	1.01	-

802.11n HT20_Nss1,(MCS0)_1TX

26/01/2019

5745MHz_TX



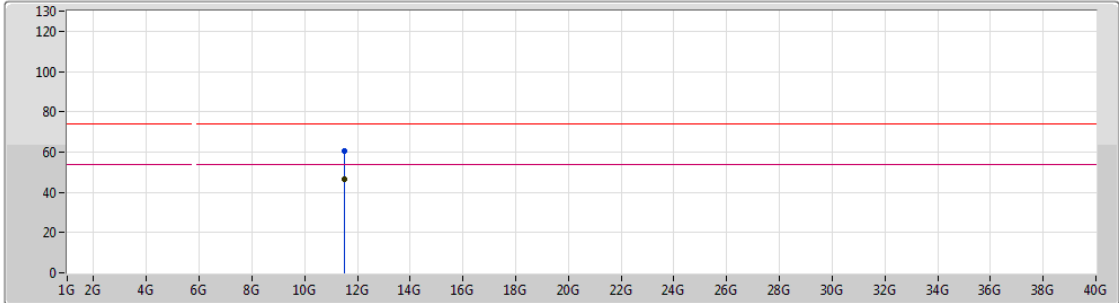
Type	Freq (Hz)	Level (dBuV/m)	Limit (dBuV/m)	Margin (dB)	Factor (dB)	Dist (m)	Condition	Azimuth (°)	Height (m)	Comments
AV	5.7486G	96.74	Inf	-Inf	5.14	3	Horizontal	305	1.00	-
PK	5.637G	58.15	68.20	-10.05	4.86	3	Horizontal	305	1.00	-
PK	5.7498G	105.88	Inf	-Inf	5.14	3	Horizontal	305	1.00	-
PK	5.9814G	58.08	68.20	-10.12	5.43	3	Horizontal	305	1.00	-



802.11n HT20_Nss1,(MCS0)_1TX

26/01/2019

5745MHz_TX



Legend for the plot:

- Lim.PK: Red line with a downward-pointing triangle
- PK: Blue line with a downward-pointing triangle
- Lim.AV: Magenta line with a downward-pointing triangle
- AV: Black line with a downward-pointing triangle

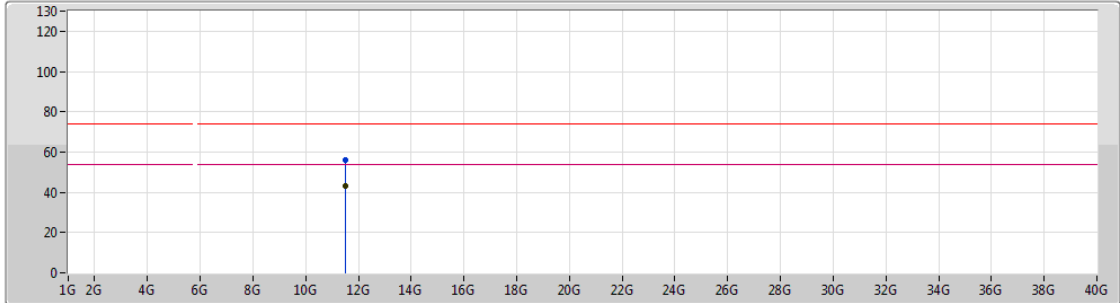
Type	Freq (Hz)	Level (dBuV/m)	Limit (dBuV/m)	Margin (dB)	Factor (dB)	Dist (m)	Condition	Azimuth (°)	Height (m)	Comments
AV	11.48964G	46.28	54.00	-7.72	15.04	3	Vertical	100	1.02	-
PK	11.4894G	60.42	74.00	-13.58	15.04	3	Vertical	100	1.02	-



802.11n HT20_Nss1,(MCS0)_1TX

26/01/2019

5745MHz_TX

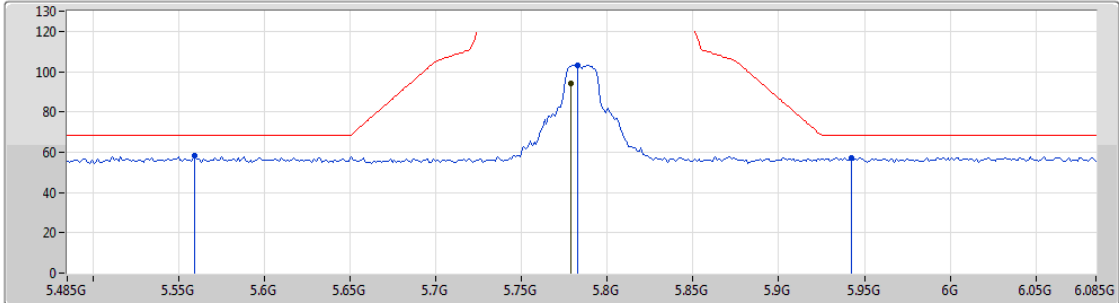






Type	Freq (Hz)	Level (dBuV/m)	Limit (dBuV/m)	Margin (dB)	Factor (dB)	Dist (m)	Condition	Azimuth (°)	Height (m)	Comments
AV	11.48896G	43.00	54.00	-11.00	15.04	3	Horizontal	96	1.45	-
PK	11.4876G	56.13	74.00	-17.87	15.04	3	Horizontal	96	1.45	-

802.11n HT20_Nss1,(MCS0)_1TX

29/01/2019

5785MHz_TX



Lim.PK 
 PK 
 Lim.AV 
 AV 

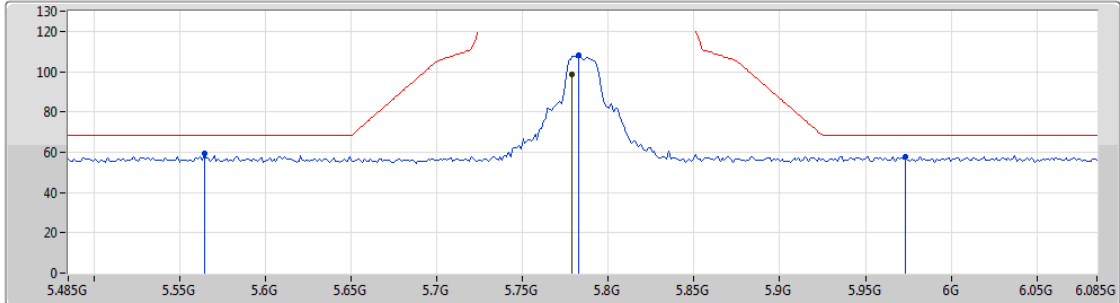
Type	Freq (Hz)	Level (dBuV/m)	Limit (dBuV/m)	Margin (dB)	Factor (dB)	Dist (m)	Condition	Azimuth (°)	Height (m)	Comments
AV	5.779G	94.07	Inf	-Inf	5.21	3	Vertical	266	1.01	-
PK	5.5594G	58.30	68.20	-9.90	4.69	3	Vertical	266	1.01	-
PK	5.7826G	103.28	Inf	-Inf	5.23	3	Vertical	266	1.01	-
PK	5.9422G	57.36	68.20	-10.84	5.40	3	Vertical	266	1.01	-



802.11n HT20_Nss1,(MCS0)_1TX

29/01/2019

5785MHz_TX



Legend for the spectrum plot:

- Lim.PK (Red line with triangle)
- PK (Blue line with triangle)
- Lim.AV (Red line with inverted triangle)
- AV (Blue line with inverted triangle)

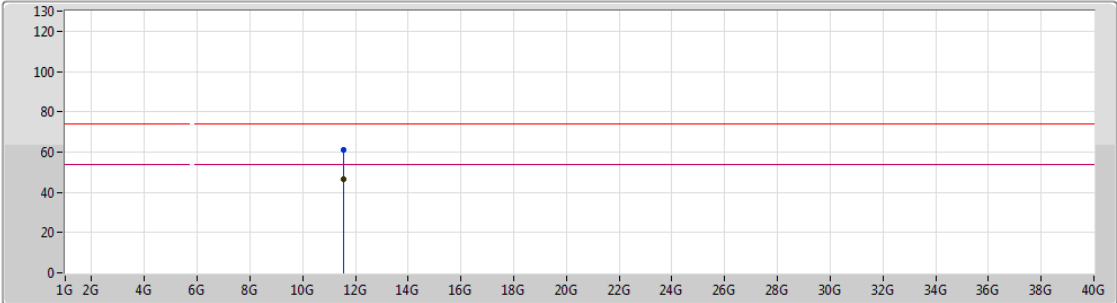
Type	Freq (Hz)	Level (dBuV/m)	Limit (dBuV/m)	Margin (dB)	Factor (dB)	Dist (m)	Condition	Azimuth (°)	Height (m)	Comments
AV	5.779G	98.73	Inf	-Inf	5.21	3	Horizontal	322	1.01	-
PK	5.5642G	59.21	68.20	-8.99	4.70	3	Horizontal	322	1.01	-
PK	5.7826G	107.88	Inf	-Inf	5.23	3	Horizontal	322	1.01	-
PK	5.9734G	57.87	68.20	-10.33	5.44	3	Horizontal	322	1.01	-



802.11n HT20_Nss1,(MCS0)_1TX

29/01/2019

5785MHz_TX



Lim.PK
 PK
 Lim.AV
 AV

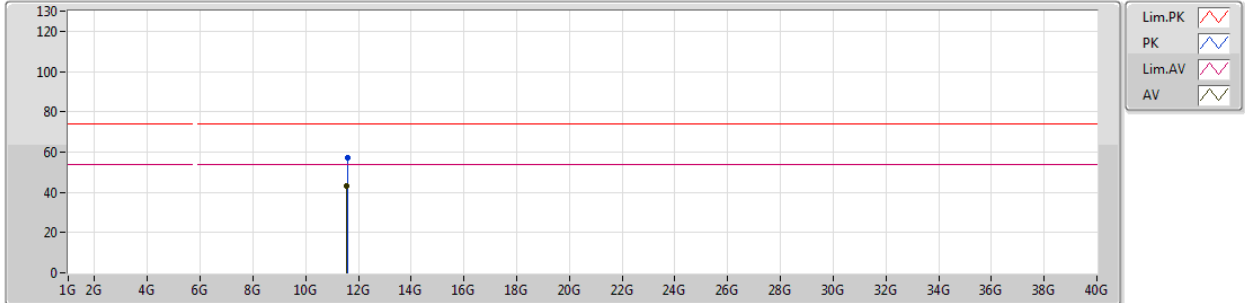
Type	Freq (Hz)	Level (dBuV/m)	Limit (dBuV/m)	Margin (dB)	Factor (dB)	Dist (m)	Condition	Azimuth (°)	Height (m)	Comments
AV	11.56952G	46.75	54.00	-7.25	14.96	3	Vertical	346	1.01	-
PK	11.56892G	60.80	74.00	-13.20	14.96	3	Vertical	346	1.01	-



802.11n HT20_Nss1,(MCS0)_1TX

29/01/2019

5785MHz_TX

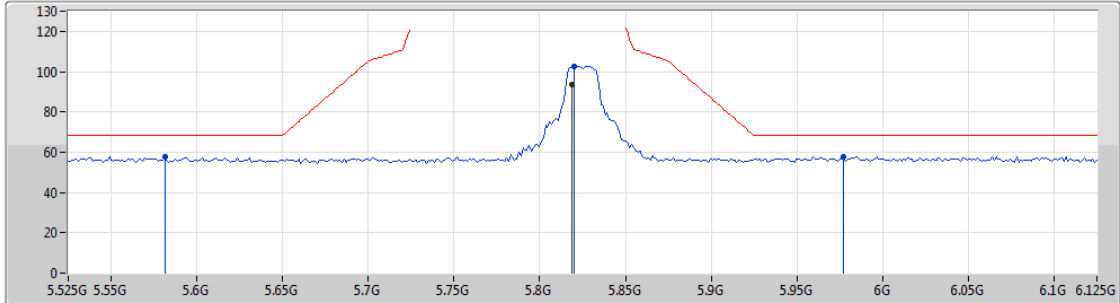






Type	Freq (Hz)	Level (dBuV/m)	Limit (dBuV/m)	Margin (dB)	Factor (dB)	Dist (m)	Condition	Azimuth (°)	Height (m)	Comments
AV	11.57108G	43.27	54.00	-10.73	14.95	3	Horizontal	184	1.34	-
PK	11.57534G	57.04	74.00	-16.96	14.94	3	Horizontal	184	1.34	-

802.11n HT20_Nss1,(MCS0)_1TX

29/01/2019

5825MHz_TX



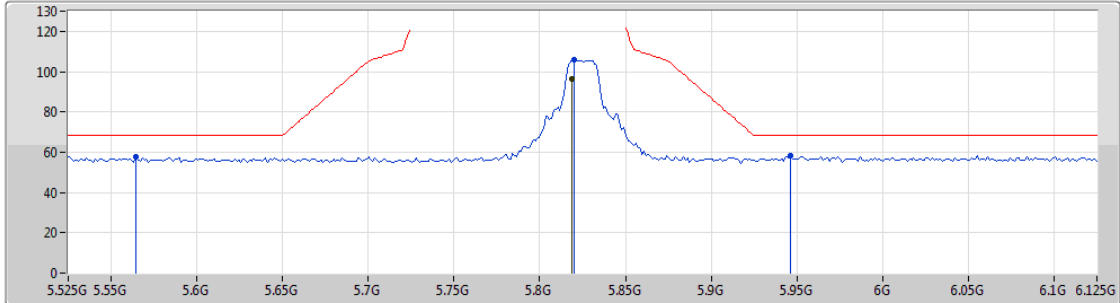
Lim.PK 
 PK 
 Lim.AV 
 AV 





Type	Freq (Hz)	Level (dBuV/m)	Limit (dBuV/m)	Margin (dB)	Factor (dB)	Dist (m)	Condition	Azimuth (°)	Height (m)	Comments
AV	5.819G	93.59	Inf	-Inf	5.29	3	Vertical	275	1.01	-
PK	5.5814G	57.73	68.20	-10.47	4.73	3	Vertical	275	1.01	-
PK	5.8202G	102.72	Inf	-Inf	5.29	3	Vertical	275	1.01	-
PK	5.9774G	57.99	68.20	-10.21	5.43	3	Vertical	275	1.01	-

802.11n HT20_Nss1,(MCS0)_1TX

29/01/2019

5825MHz_TX



Lim.PK 
 PK 
 Lim.AV 
 AV 

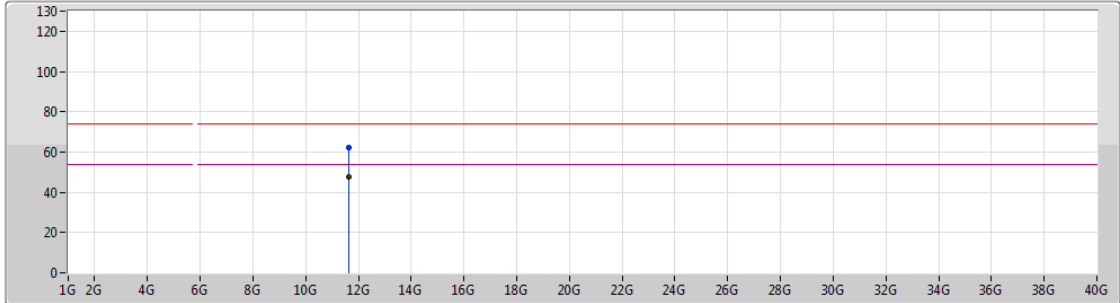
Type	Freq (Hz)	Level (dBuV/m)	Limit (dBuV/m)	Margin (dB)	Factor (dB)	Dist (m)	Condition	Azimuth (°)	Height (m)	Comments
AV	5.819G	96.43	Inf	-Inf	5.29	3	Horizontal	306	1.02	-
PK	5.5646G	57.83	68.20	-10.37	4.71	3	Horizontal	306	1.02	-
PK	5.8202G	105.96	Inf	-Inf	5.29	3	Horizontal	306	1.02	-
PK	5.9462G	58.07	68.20	-10.13	5.40	3	Horizontal	306	1.02	-



802.11n HT20_Nss1,(MCS0)_1TX

29/01/2019

5825MHz_TX



Lim.PK
 PK
 Lim.AV
 AV

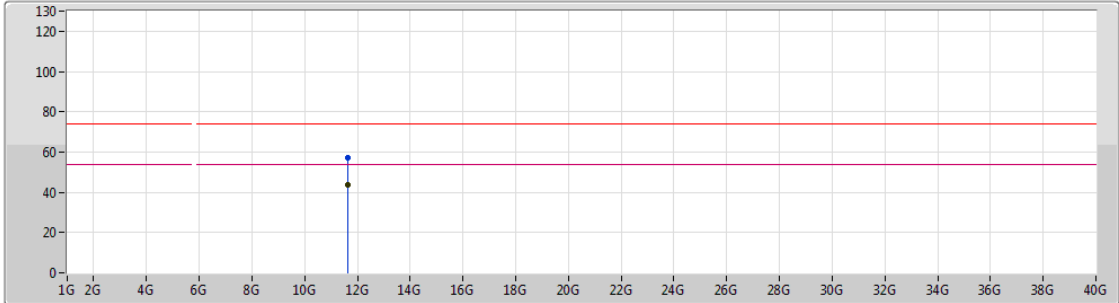
Type	Freq (Hz)	Level (dBuV/m)	Limit (dBuV/m)	Margin (dB)	Factor (dB)	Dist (m)	Condition	Azimuth (°)	Height (m)	Comments
AV	11.64958G	47.79	54.00	-6.21	14.85	3	Vertical	255	1.01	-
PK	11.64586G	62.11	74.00	-11.89	14.86	3	Vertical	255	1.01	-



802.11n HT20_Nss1,(MCS0)_1TX

29/01/2019

5825MHz_TX

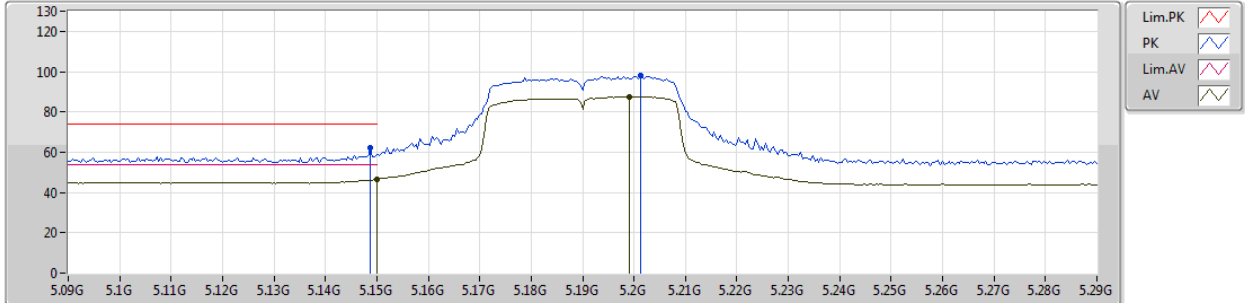


Type	Freq (Hz)	Level (dBuV/m)	Limit (dBuV/m)	Margin (dB)	Factor (dB)	Dist (m)	Condition	Azimuth (°)	Height (m)	Comments
AV	11.65072G	43.86	54.00	-10.14	14.85	3	Horizontal	183	1.03	-
PK	11.65138G	57.43	74.00	-16.57	14.85	3	Horizontal	183	1.03	-

802.11n HT40_Nss1,(MCS0)_1TX

26/01/2019

5190MHz_TX

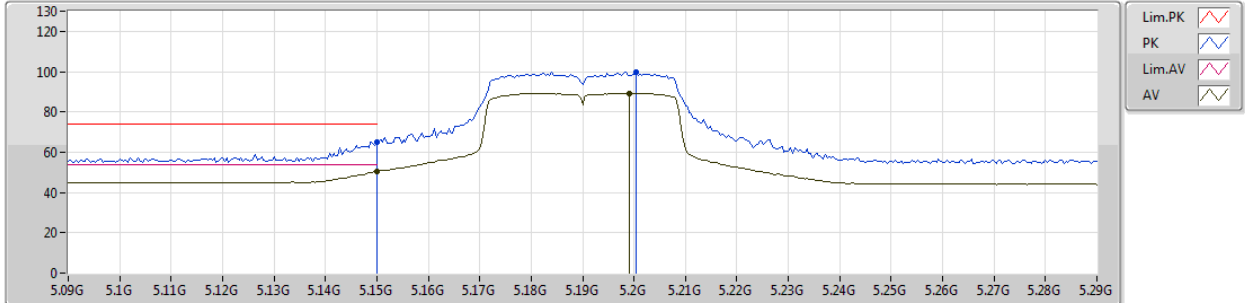


Type	Freq (Hz)	Level (dBuV/m)	Limit (dBuV/m)	Margin (dB)	Factor (dB)	Dist (m)	Condition	Azimuth (°)	Height (m)	Comments
AV	5.15G	46.65	54.00	-7.35	4.13	3	Vertical	40	2.99	-
AV	5.1992G	87.67	Inf	-Inf	4.21	3	Vertical	40	2.99	-
PK	5.1488G	62.07	74.00	-11.93	4.13	3	Vertical	40	2.99	-
PK	5.2012G	98.29	Inf	-Inf	4.21	3	Vertical	40	2.99	-

802.11n HT40_Nss1,(MCS0)_1TX

26/01/2019

5190MHz_TX



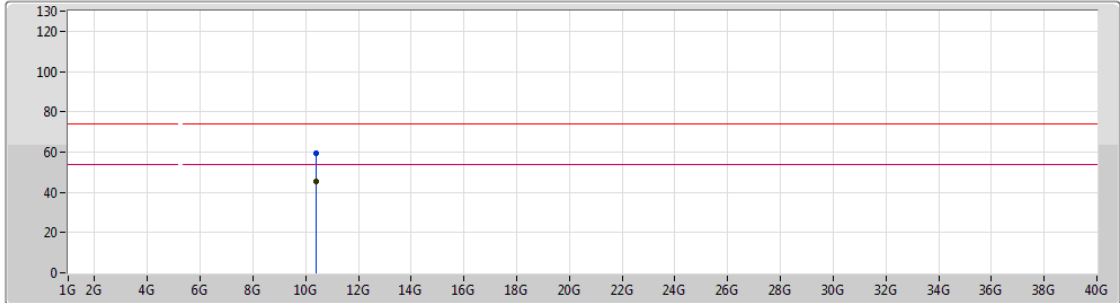
Type	Freq (Hz)	Level (dBuV/m)	Limit (dBuV/m)	Margin (dB)	Factor (dB)	Dist (m)	Condition	Azimuth (°)	Height (m)	Comments
AV	5.15G	50.46	54.00	-3.54	4.13	3	Horizontal	327	1.01	-
AV	5.1992G	89.30	Inf	-Inf	4.21	3	Horizontal	327	1.01	-
PK	5.15G	65.16	74.00	-8.84	4.13	3	Horizontal	327	1.01	-
PK	5.2004G	99.79	Inf	-Inf	4.21	3	Horizontal	327	1.01	-



802.11n HT40_Nss1,(MCS0)_1TX

26/01/2019

5190MHz_TX



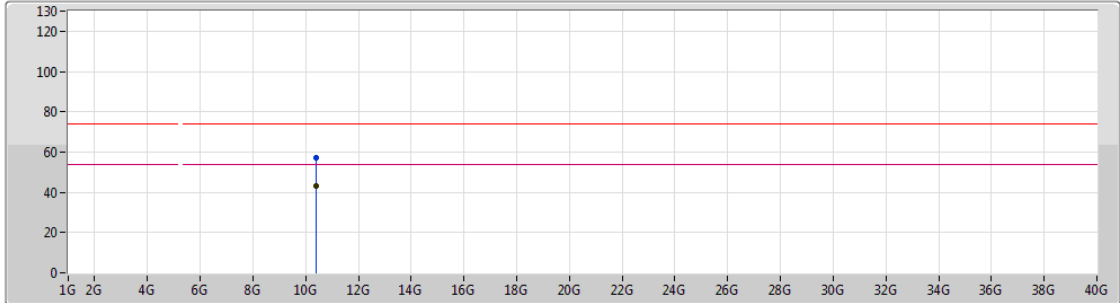
Type	Freq (Hz)	Level (dBuV/m)	Limit (dBuV/m)	Margin (dB)	Factor (dB)	Dist (m)	Condition	Azimuth (°)	Height (m)	Comments
AV	10.37988G	45.24	54.00	-8.76	14.17	3	Vertical	96	2.90	-
PK	10.38144G	59.51	74.00	-14.49	14.17	3	Vertical	96	2.90	-



802.11n HT40_Nss1,(MCS0)_1TX

26/01/2019

5190MHz_TX

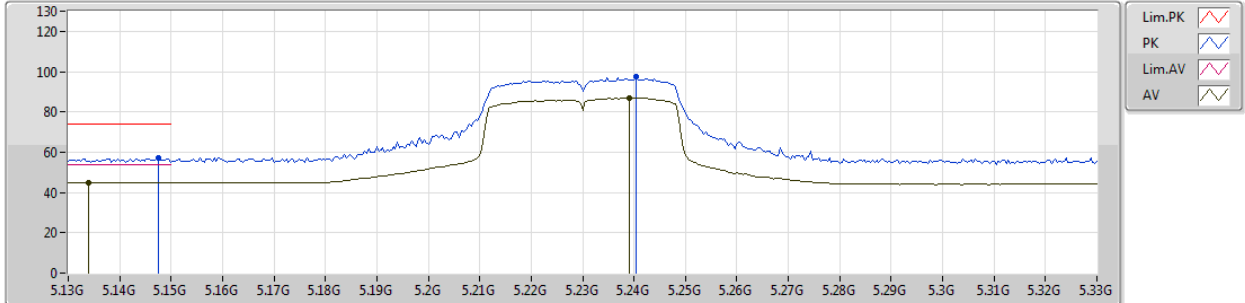


Type	Freq (Hz)	Level (dBuV/m)	Limit (dBuV/m)	Margin (dB)	Factor (dB)	Dist (m)	Condition	Azimuth (°)	Height (m)	Comments
AV	10.38006G	43.19	54.00	-10.81	14.17	3	Horizontal	170	1.49	-
PK	10.38408G	57.19	74.00	-16.81	14.17	3	Horizontal	170	1.49	-

802.11n HT40_Nss1,(MCS0)_1TX

26/01/2019

5230MHz_TX

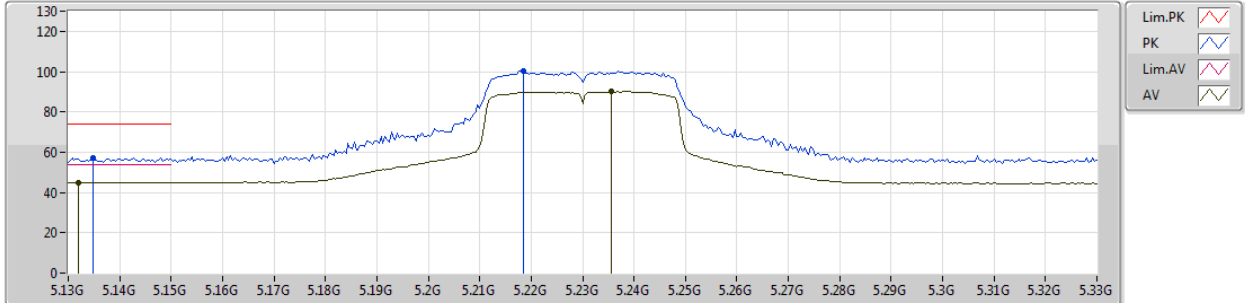


Type	Freq (Hz)	Level (dBuV/m)	Limit (dBuV/m)	Margin (dB)	Factor (dB)	Dist (m)	Condition	Azimuth (°)	Height (m)	Comments
AV	5.134G	44.96	54.00	-9.04	4.11	3	Vertical	33	2.97	-
AV	5.2392G	87.06	Inf	-Inf	4.25	3	Vertical	33	2.97	-
PK	5.1476G	57.12	74.00	-16.88	4.13	3	Vertical	33	2.97	-
PK	5.2404G	97.53	Inf	-Inf	4.25	3	Vertical	33	2.97	-

802.11n HT40_Nss1,(MCS0)_1TX

26/01/2019

5230MHz_TX



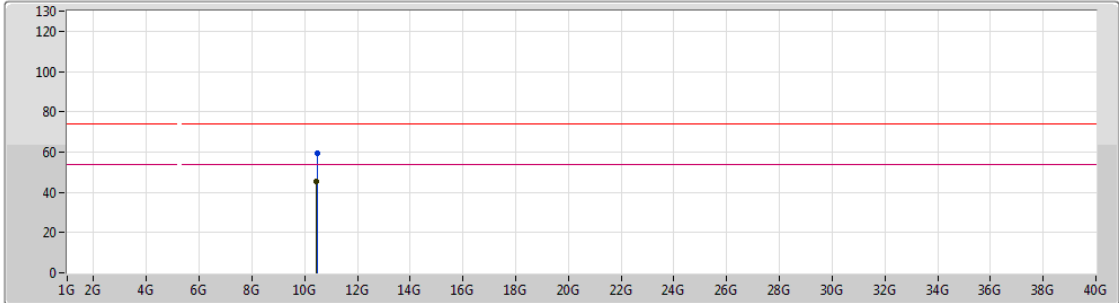
Type	Freq (Hz)	Level (dBuV/m)	Limit (dBuV/m)	Margin (dB)	Factor (dB)	Dist (m)	Condition	Azimuth (°)	Height (m)	Comments
AV	5.132G	45.10	54.00	-8.90	4.11	3	Horizontal	325	1.01	-
AV	5.2356G	90.04	Inf	-Inf	4.25	3	Horizontal	325	1.01	-
PK	5.1348G	57.18	74.00	-16.82	4.11	3	Horizontal	325	1.01	-
PK	5.2184G	100.35	Inf	-Inf	4.23	3	Horizontal	325	1.01	-



802.11n HT40_Nss1,(MCS0)_1TX

26/01/2019

5230MHz_TX



Lim.PK
 PK
 Lim.AV
 AV

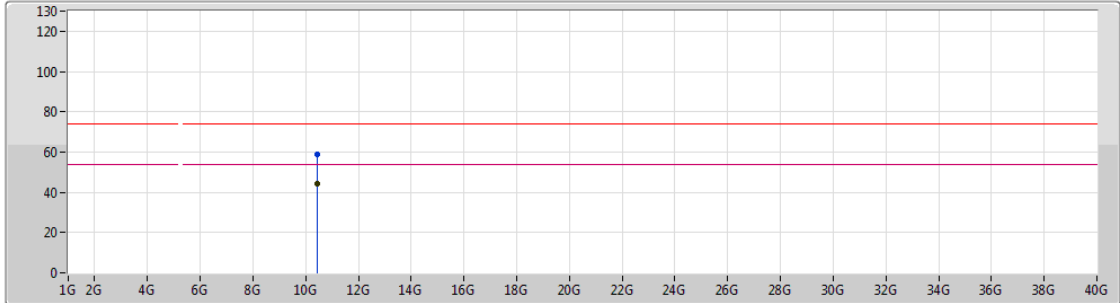
Type	Freq (Hz)	Level (dBuV/m)	Limit (dBuV/m)	Margin (dB)	Factor (dB)	Dist (m)	Condition	Azimuth (°)	Height (m)	Comments
AV	10.45988G	45.55	54.00	-8.45	14.34	3	Vertical	232	2.95	-
PK	10.46426G	59.34	74.00	-14.66	14.36	3	Vertical	232	2.95	-



802.11n HT40_Nss1,(MCS0)_1TX

26/01/2019

5230MHz_TX



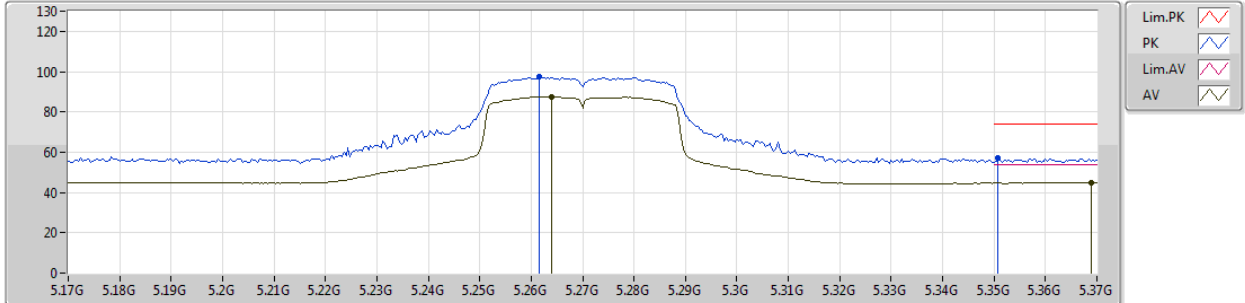
Type	Freq (Hz)	Level (dBuV/m)	Limit (dBuV/m)	Margin (dB)	Factor (dB)	Dist (m)	Condition	Azimuth (°)	Height (m)	Comments
AV	10.45996G	44.09	54.00	-9.91	14.34	3	Horizontal	180	2.87	-
PK	10.4613G	58.59	74.00	-15.41	14.34	3	Horizontal	180	2.87	-



802.11n HT40_Nss1,(MCS0)_1TX

26/01/2019

5270MHz_TX



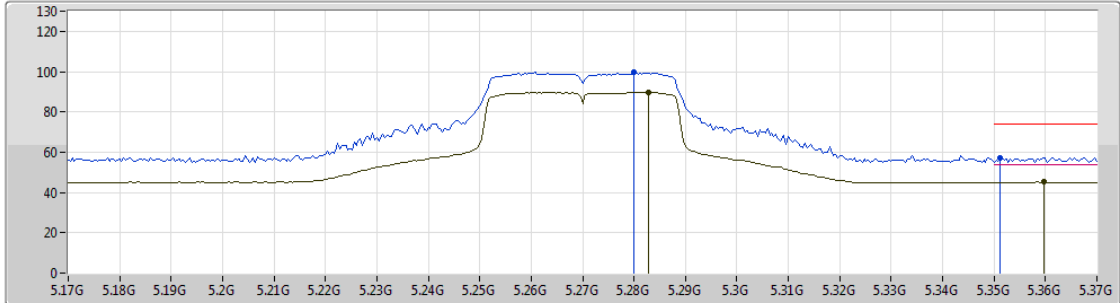
Type	Freq (Hz)	Level (dBuV/m)	Limit (dBuV/m)	Margin (dB)	Factor (dB)	Dist (m)	Condition	Azimuth (°)	Height (m)	Comments
AV	5.264G	87.41	Inf	-Inf	4.29	3	Vertical	31	2.66	-
AV	5.3688G	44.81	54.00	-9.19	4.41	3	Vertical	31	2.66	-
PK	5.2616G	97.74	Inf	-Inf	4.28	3	Vertical	31	2.66	-
PK	5.3508G	57.26	74.00	-16.74	4.39	3	Vertical	31	2.66	-



802.11n HT40_Nss1,(MCS0)_1TX

26/01/2019

5270MHz_TX



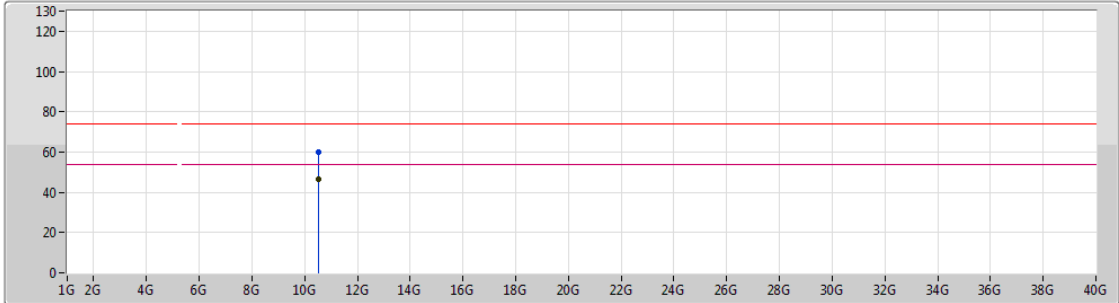
Lim.PK
 PK
 Lim.AV
 AV

Type	Freq (Hz)	Level (dBuV/m)	Limit (dBuV/m)	Margin (dB)	Factor (dB)	Dist (m)	Condition	Azimuth (°)	Height (m)	Comments
AV	5.2828G	89.88	Inf	-Inf	4.31	3	Horizontal	325	1.01	-
AV	5.3596G	45.23	54.00	-8.77	4.41	3	Horizontal	325	1.01	-
PK	5.28G	99.98	Inf	-Inf	4.30	3	Horizontal	325	1.01	-
PK	5.3512G	57.21	74.00	-16.79	4.39	3	Horizontal	325	1.01	-

802.11n HT40_Nss1,(MCS0)_1TX

26/01/2019

5270MHz_TX



Lim.PK
 PK
 Lim.AV
 AV

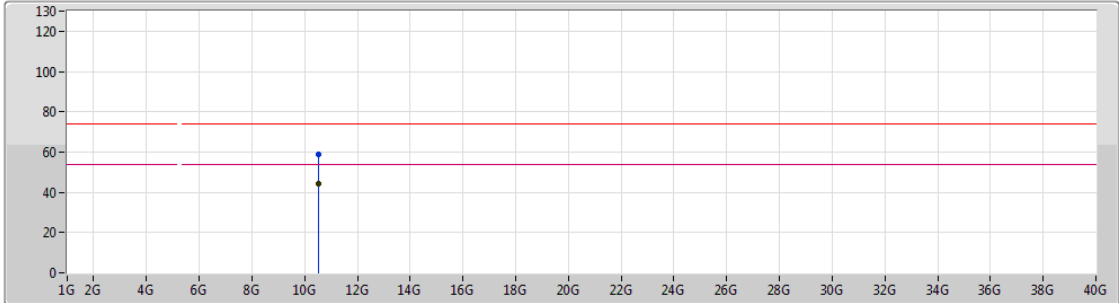
Type	Freq (Hz)	Level (dBuV/m)	Limit (dBuV/m)	Margin (dB)	Factor (dB)	Dist (m)	Condition	Azimuth (°)	Height (m)	Comments
AV	10.53994G	46.69	54.00	-7.31	14.54	3	Vertical	210	2.94	-
PK	10.53904G	59.81	74.00	-14.19	14.54	3	Vertical	210	2.94	-



802.11n HT40_Nss1,(MCS0)_1TX

26/01/2019

5270MHz_TX



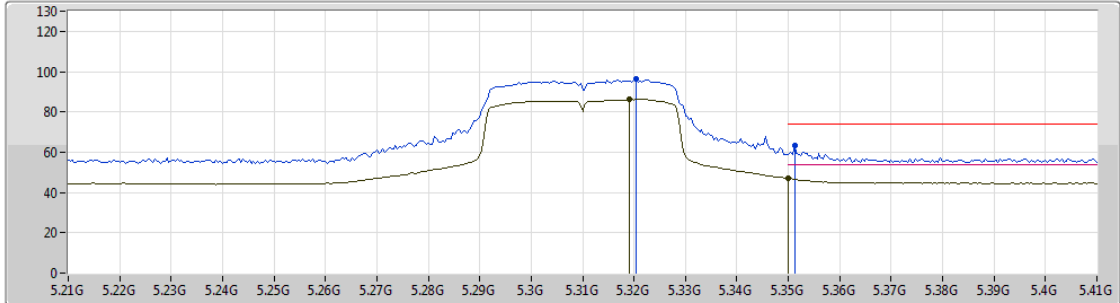
Lim.PK
 PK
 Lim.AV
 AV

Type	Freq (Hz)	Level (dBuV/m)	Limit (dBuV/m)	Margin (dB)	Factor (dB)	Dist (m)	Condition	Azimuth (°)	Height (m)	Comments
AV	10.54012G	44.31	54.00	-9.69	14.54	3	Horizontal	192	1.06	-
PK	10.53728G	58.68	74.00	-15.32	14.53	3	Horizontal	192	1.06	-

802.11n HT40_Nss1,(MCS0)_1TX

26/01/2019

5310MHz_TX

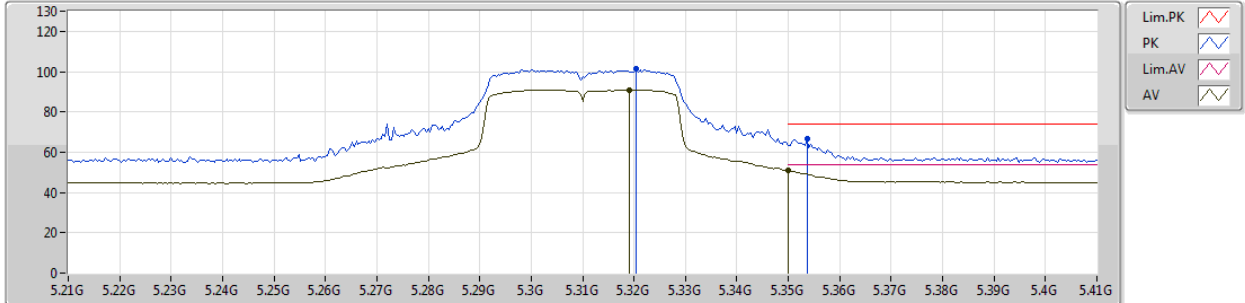


Type	Freq (Hz)	Level (dBuV/m)	Limit (dBuV/m)	Margin (dB)	Factor (dB)	Dist (m)	Condition	Azimuth (°)	Height (m)	Comments
AV	5.3192G	86.23	Inf	-Inf	4.35	3	Vertical	36	2.89	-
AV	5.35G	46.89	54.00	-7.11	4.39	3	Vertical	36	2.89	-
PK	5.3204G	96.45	Inf	-Inf	4.35	3	Vertical	36	2.89	-
PK	5.3512G	63.57	74.00	-10.43	4.39	3	Vertical	36	2.89	-

802.11n HT40_Nss1,(MCS0)_1TX

26/01/2019

5310MHz_TX



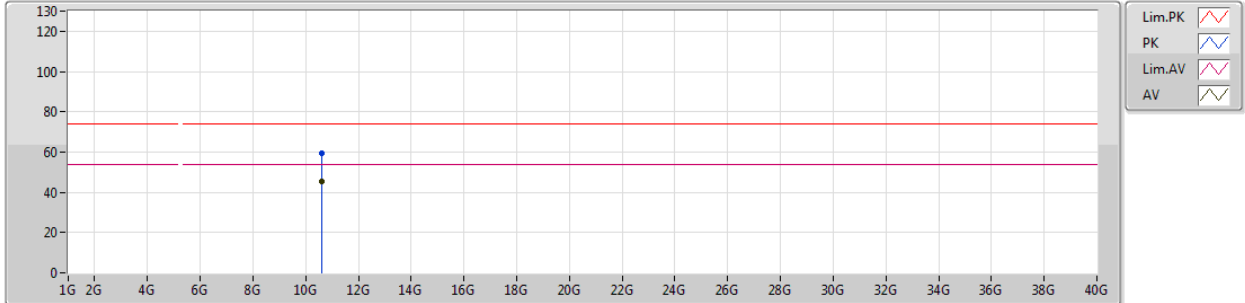
Type	Freq (Hz)	Level (dBuV/m)	Limit (dBuV/m)	Margin (dB)	Factor (dB)	Dist (m)	Condition	Azimuth (°)	Height (m)	Comments
AV	5.3192G	90.95	Inf	-Inf	4.35	3	Horizontal	319	1.01	-
AV	5.35G	50.83	54.00	-3.17	4.39	3	Horizontal	319	1.01	-
PK	5.3204G	101.58	Inf	-Inf	4.35	3	Horizontal	319	1.01	-
PK	5.3536G	66.91	74.00	-7.09	4.39	3	Horizontal	319	1.01	-



802.11n HT40_Nss1,(MCS0)_1TX

26/01/2019

5310MHz_TX



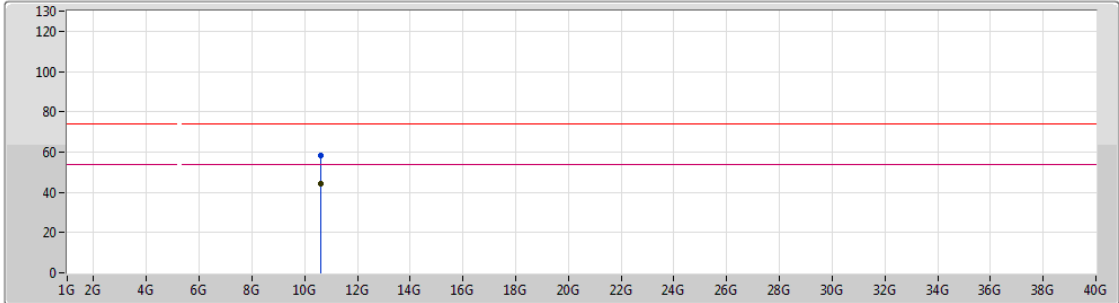
Type	Freq (Hz)	Level (dBuV/m)	Limit (dBuV/m)	Margin (dB)	Factor (dB)	Dist (m)	Condition	Azimuth (°)	Height (m)	Comments
AV	10.61984G	45.41	54.00	-8.59	14.71	3	Vertical	208	2.97	-
PK	10.62008G	59.22	74.00	-14.78	14.71	3	Vertical	208	2.97	-



802.11n HT40_Nss1,(MCS0)_1TX

26/01/2019

5310MHz_TX

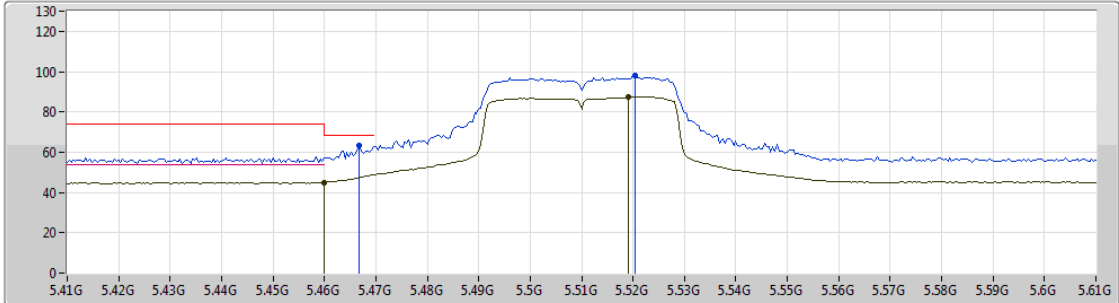






Type	Freq (Hz)	Level (dBuV/m)	Limit (dBuV/m)	Margin (dB)	Factor (dB)	Dist (m)	Condition	Azimuth (°)	Height (m)	Comments
AV	10.61992G	44.15	54.00	-9.85	14.71	3	Horizontal	190	2.35	-
PK	10.61936G	58.20	74.00	-15.80	14.71	3	Horizontal	190	2.35	-

802.11n HT40_Nss1,(MCS0)_1TX

26/01/2019

5510MHz_TX



Lim.PK 
 PK 
 Lim.AV 
 AV 

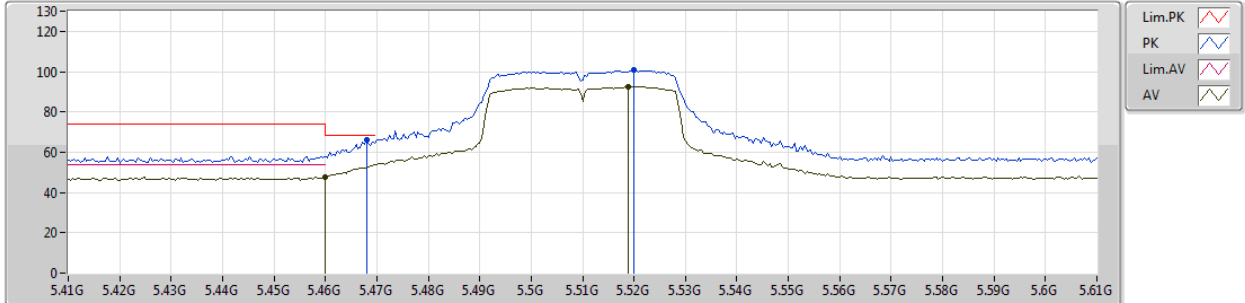
Type	Freq (Hz)	Level (dBuV/m)	Limit (dBuV/m)	Margin (dB)	Factor (dB)	Dist (m)	Condition	Azimuth (°)	Height (m)	Comments
AV	5.46G	44.99	54.00	-9.01	4.53	3	Vertical	273	1.06	-
AV	5.5192G	87.45	Inf	-Inf	4.62	3	Vertical	273	1.06	-
PK	5.4668G	63.34	68.20	-4.86	4.54	3	Vertical	273	1.06	-
PK	5.5204G	98.02	Inf	-Inf	4.62	3	Vertical	273	1.06	-



802.11n HT40_Nss1,(MCS0)_1TX

26/01/2019

5510MHz_TX



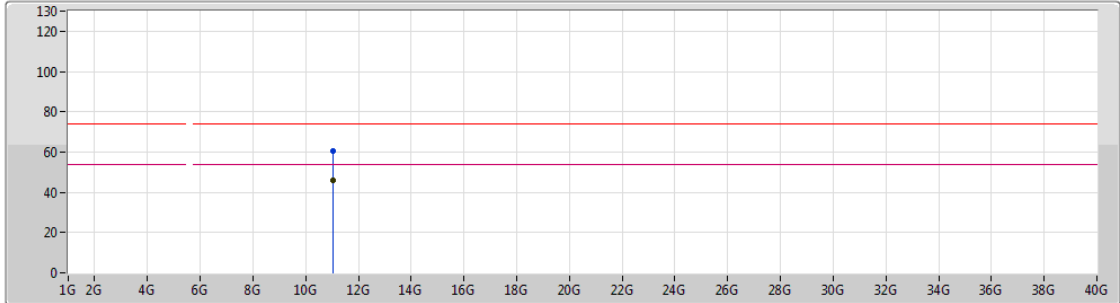
Type	Freq (Hz)	Level (dBuV/m)	Limit (dBuV/m)	Margin (dB)	Factor (dB)	Dist (m)	Condition	Azimuth (°)	Height (m)	Comments
AV	5.46G	47.79	54.00	-6.21	4.53	3	Horizontal	308	1.01	-
AV	5.5188G	92.61	Inf	-Inf	4.62	3	Horizontal	308	1.01	-
PK	5.468G	65.91	68.20	-2.29	4.54	3	Horizontal	308	1.01	-
PK	5.52G	100.72	Inf	-Inf	4.62	3	Horizontal	308	1.01	-



802.11n HT40_Nss1,(MCS0)_1TX

26/01/2019

5510MHz_TX



Lim.PK
 PK
 Lim.AV
 AV

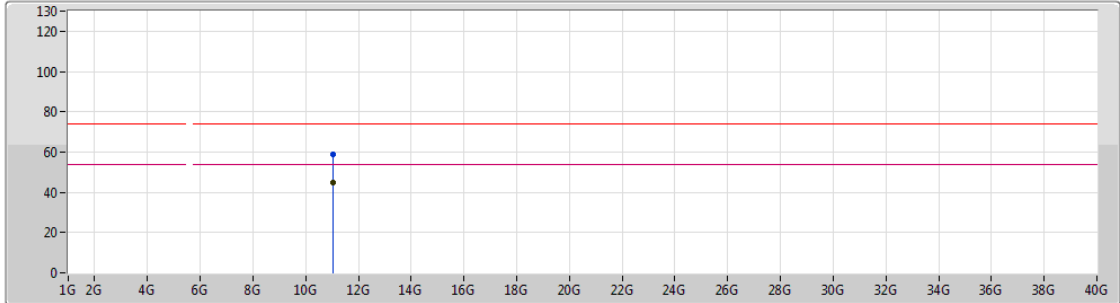
Type	Freq (Hz)	Level (dBuV/m)	Limit (dBuV/m)	Margin (dB)	Factor (dB)	Dist (m)	Condition	Azimuth (°)	Height (m)	Comments
AV	11.01988G	45.99	54.00	-8.01	15.59	3	Vertical	116	1.16	-
PK	11.0193G	60.52	74.00	-13.48	15.59	3	Vertical	116	1.16	-



802.11n HT40_Nss1,(MCS0)_1TX

26/01/2019

5510MHz_TX

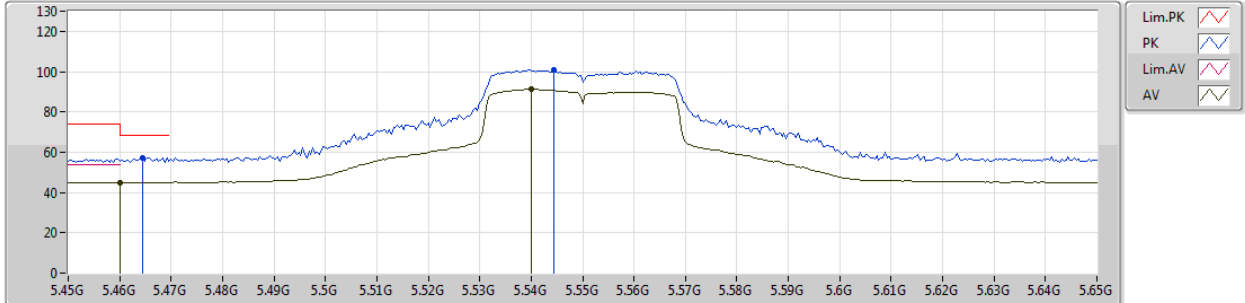


Type	Freq (Hz)	Level (dBuV/m)	Limit (dBuV/m)	Margin (dB)	Factor (dB)	Dist (m)	Condition	Azimuth (°)	Height (m)	Comments
AV	11.01984G	44.67	54.00	-9.33	15.59	3	Horizontal	211	1.01	-
PK	11.0205G	58.66	74.00	-15.34	15.59	3	Horizontal	211	1.01	-

802.11n HT40_Nss1,(MCS0)_1TX

26/01/2019

5550MHz_TX

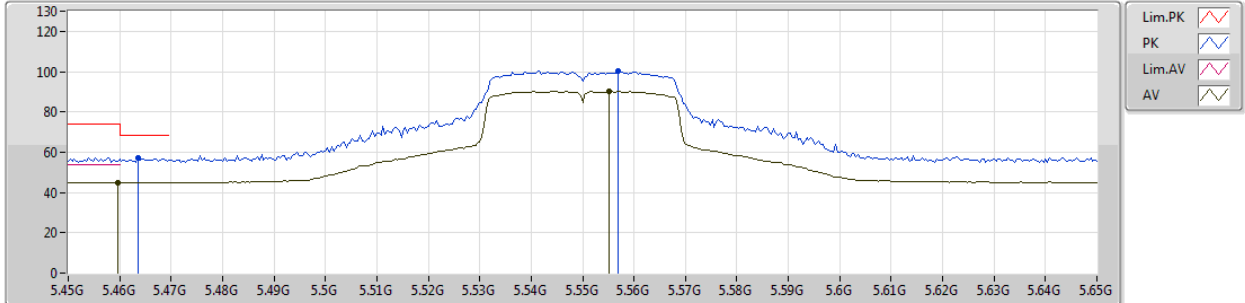


Type	Freq (Hz)	Level (dBuV/m)	Limit (dBuV/m)	Margin (dB)	Factor (dB)	Dist (m)	Condition	Azimuth (°)	Height (m)	Comments
AV	5.46G	44.90	54.00	-9.10	4.53	3	Vertical	274	1.02	-
AV	5.54G	91.21	Inf	-Inf	4.66	3	Vertical	274	1.02	-
PK	5.4644G	57.15	68.20	-11.05	4.54	3	Vertical	274	1.02	-
PK	5.5444G	100.82	Inf	-Inf	4.66	3	Vertical	274	1.02	-

802.11n HT40_Nss1,(MCS0)_1TX

26/01/2019

5550MHz_TX



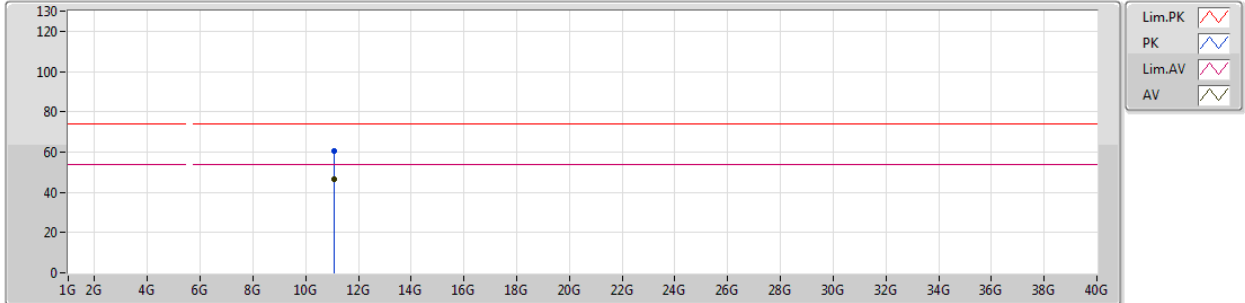
Type	Freq (Hz)	Level (dBuV/m)	Limit (dBuV/m)	Margin (dB)	Factor (dB)	Dist (m)	Condition	Azimuth (°)	Height (m)	Comments
AV	5.4596G	44.91	54.00	-9.09	4.53	3	Horizontal	177	1.01	-
AV	5.5552G	90.17	Inf	-Inf	4.69	3	Horizontal	177	1.01	-
PK	5.4636G	57.13	68.20	-11.07	4.53	3	Horizontal	177	1.01	-
PK	5.5568G	100.17	Inf	-Inf	4.69	3	Horizontal	177	1.01	-



802.11n HT40_Nss1,(MCS0)_1TX

26/01/2019

5550MHz_TX



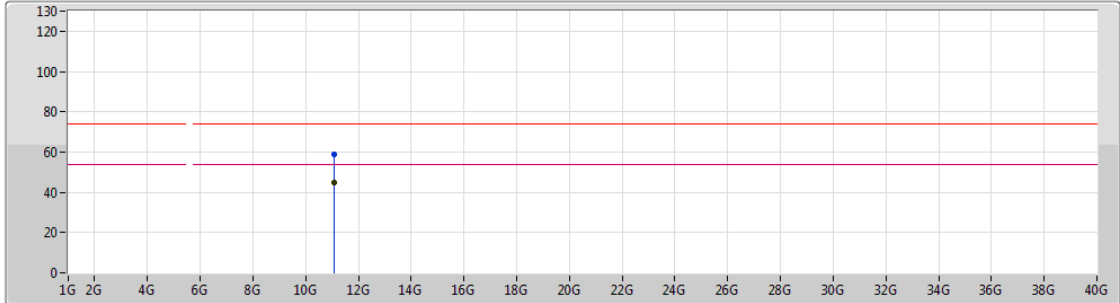
Type	Freq (Hz)	Level (dBuV/m)	Limit (dBuV/m)	Margin (dB)	Factor (dB)	Dist (m)	Condition	Azimuth (°)	Height (m)	Comments
AV	11.09992G	46.65	54.00	-7.35	15.49	3	Vertical	338	1.01	-
PK	11.10108G	60.29	74.00	-13.71	15.49	3	Vertical	338	1.01	-



802.11n HT40_Nss1,(MCS0)_1TX

26/01/2019

5550MHz_TX



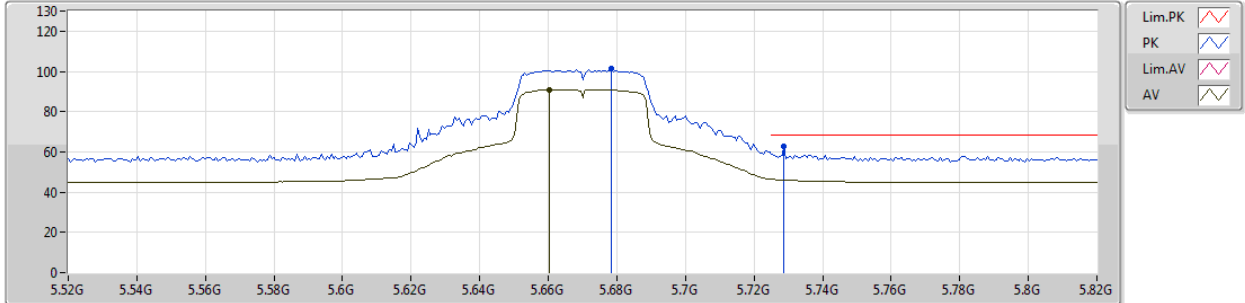
Lim.PK
 PK
 Lim.AV
 AV

Type	Freq (Hz)	Level (dBuV/m)	Limit (dBuV/m)	Margin (dB)	Factor (dB)	Dist (m)	Condition	Azimuth (°)	Height (m)	Comments
AV	11.09966G	45.05	54.00	-8.95	15.49	3	Horizontal	150	2.18	-
PK	11.10174G	58.96	74.00	-15.04	15.49	3	Horizontal	150	2.18	-

802.11n HT40_Nss1,(MCS0)_1TX

26/01/2019

5670MHz_TX

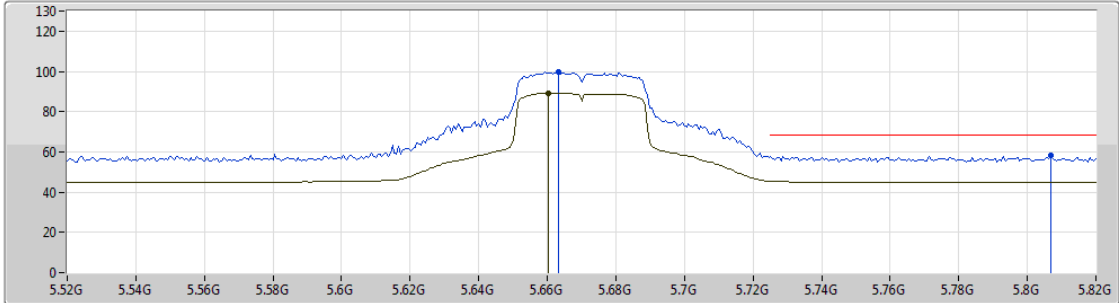


Type	Freq (Hz)	Level (dBuV/m)	Limit (dBuV/m)	Margin (dB)	Factor (dB)	Dist (m)	Condition	Azimuth (°)	Height (m)	Comments
AV	5.6604G	90.82	Inf	-Inf	4.92	3	Vertical	275	1.01	-
PK	5.6784G	101.32	Inf	-Inf	4.96	3	Vertical	275	1.01	-
PK	5.7288G	62.49	68.20	-5.71	5.09	3	Vertical	275	1.01	-

802.11n HT40_Nss1,(MCS0)_1TX

26/01/2019

5670MHz_TX



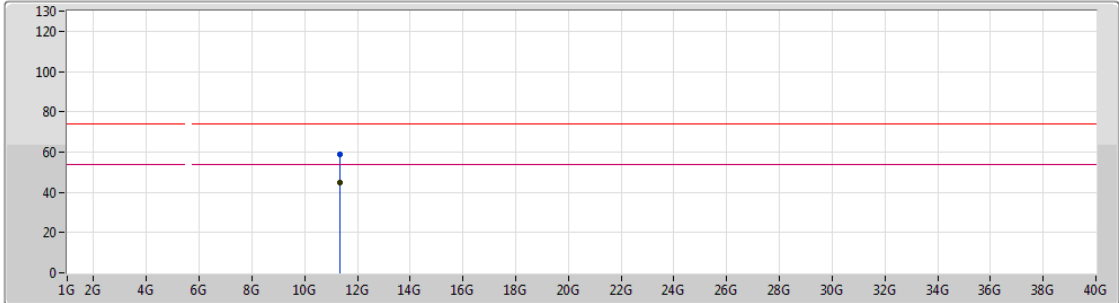
Type	Freq (Hz)	Level (dBuV/m)	Limit (dBuV/m)	Margin (dB)	Factor (dB)	Dist (m)	Condition	Azimuth (°)	Height (m)	Comments
AV	5.6604G	89.32	Inf	-Inf	4.92	3	Horizontal	176	1.50	-
PK	5.6634G	99.65	Inf	-Inf	4.93	3	Horizontal	176	1.50	-
PK	5.8068G	58.16	68.20	-10.04	5.27	3	Horizontal	176	1.50	-



802.11n HT40_Nss1,(MCS0)_1TX

26/01/2019

5670MHz_TX



Legend for plot lines:

- Lim.PK: Red line with a downward-pointing triangle
- PK: Blue line with an upward-pointing triangle
- Lim.AV: Red line with a downward-pointing triangle
- AV: Blue line with an upward-pointing triangle

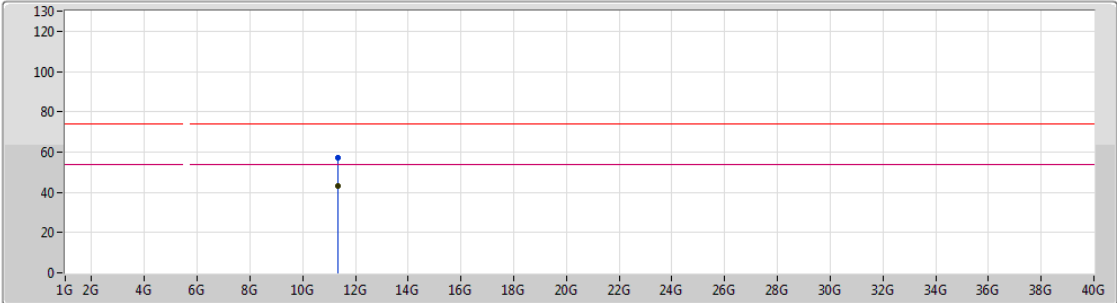
Type	Freq (Hz)	Level (dBuV/m)	Limit (dBuV/m)	Margin (dB)	Factor (dB)	Dist (m)	Condition	Azimuth (°)	Height (m)	Comments
AV	11.33986G	45.09	54.00	-8.91	15.22	3	Vertical	341	1.07	-
PK	11.34306G	58.96	74.00	-15.04	15.22	3	Vertical	341	1.07	-



802.11n HT40_Nss1,(MCS0)_1TX

26/01/2019

5670MHz_TX



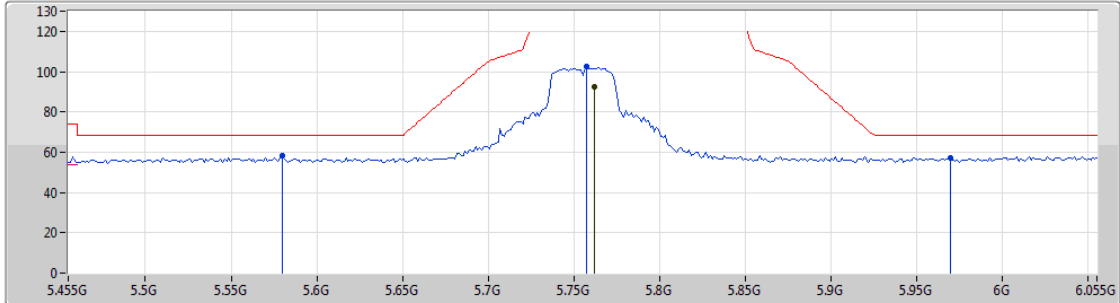
Lim.PK
 PK
 Lim.AV
 AV





Type	Freq (Hz)	Level (dBuV/m)	Limit (dBuV/m)	Margin (dB)	Factor (dB)	Dist (m)	Condition	Azimuth (°)	Height (m)	Comments
AV	11.33974G	43.29	54.00	-10.71	15.22	3	Horizontal	178	1.01	-
PK	11.33914G	57.36	74.00	-16.64	15.22	3	Horizontal	178	1.01	-

802.11n HT40_Nss1,(MCS0)_1TX

26/01/2019

5755MHz_TX



Lim.PK 
 PK 
 Lim.AV 
 AV 

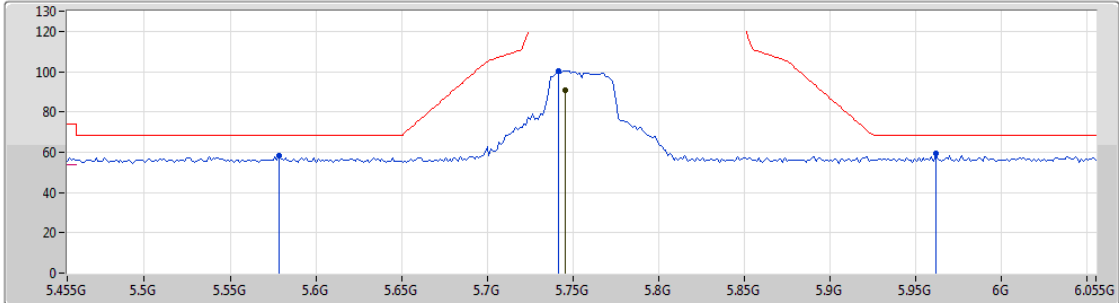
Type	Freq (Hz)	Level (dBuV/m)	Limit (dBuV/m)	Margin (dB)	Factor (dB)	Dist (m)	Condition	Azimuth (°)	Height (m)	Comments
AV	5.7622G	92.37	Inf	-Inf	5.17	3	Vertical	276	1.00	-
PK	5.5798G	58.52	68.20	-9.68	4.73	3	Vertical	276	1.00	-
PK	5.7574G	102.76	Inf	-Inf	5.15	3	Vertical	276	1.00	-
PK	5.9698G	57.38	68.20	-10.82	5.44	3	Vertical	276	1.00	-



802.11n HT40_Nss1,(MCS0)_1TX

26/01/2019

5755MHz_TX



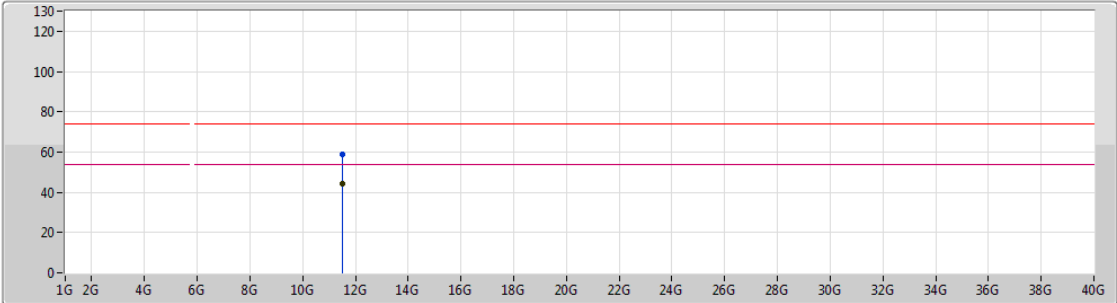
Type	Freq (Hz)	Level (dBuV/m)	Limit (dBuV/m)	Margin (dB)	Factor (dB)	Dist (m)	Condition	Azimuth (°)	Height (m)	Comments
AV	5.7454G	90.61	Inf	-Inf	5.13	3	Horizontal	38	2.91	-
PK	5.5786G	58.43	68.20	-9.77	4.73	3	Horizontal	38	2.91	-
PK	5.7418G	100.36	Inf	-Inf	5.12	3	Horizontal	38	2.91	-
PK	5.9614G	59.15	68.20	-9.05	5.43	3	Horizontal	38	2.91	-



802.11n HT40_Nss1,(MCS0)_1TX

26/01/2019

5755MHz_TX



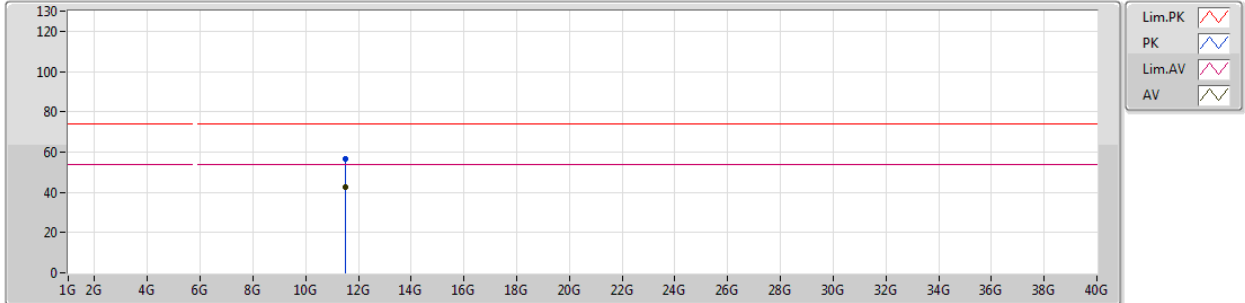
Type	Freq (Hz)	Level (dBuV/m)	Limit (dBuV/m)	Margin (dB)	Factor (dB)	Dist (m)	Condition	Azimuth (°)	Height (m)	Comments
AV	11.50994G	44.35	54.00	-9.65	15.02	3	Vertical	347	1.00	-
PK	11.50964G	58.67	74.00	-15.33	15.02	3	Vertical	347	1.00	-



802.11n HT40_Nss1,(MCS0)_1TX

26/01/2019

5755MHz_TX

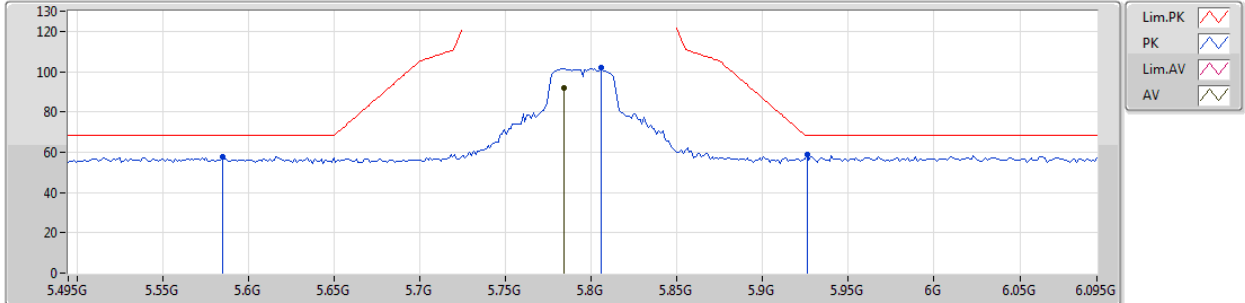


Type	Freq (Hz)	Level (dBuV/m)	Limit (dBuV/m)	Margin (dB)	Factor (dB)	Dist (m)	Condition	Azimuth (°)	Height (m)	Comments
AV	11.51034G	42.48	54.00	-11.52	15.02	3	Horizontal	163	2.57	-
PK	11.5126G	56.66	74.00	-17.34	15.01	3	Horizontal	163	2.57	-

802.11n HT40_Nss1,(MCS0)_1TX

26/01/2019

5795MHz_TX

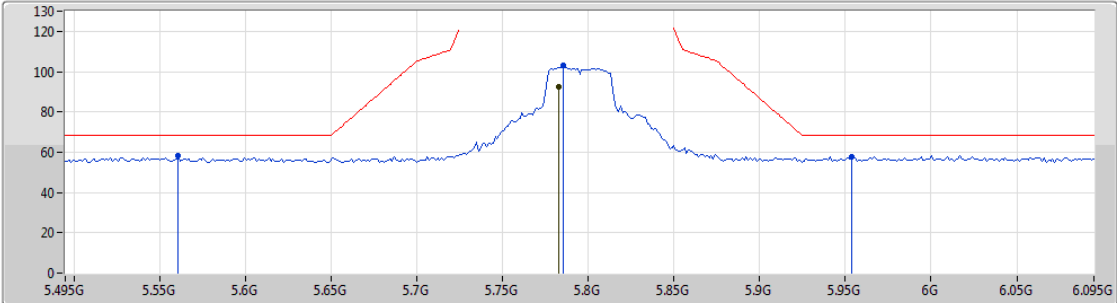


Type	Freq (Hz)	Level (dBuV/m)	Limit (dBuV/m)	Margin (dB)	Factor (dB)	Dist (m)	Condition	Azimuth (°)	Height (m)	Comments
AV	5.7842G	92.04	Inf	-Inf	5.22	3	Vertical	266	1.04	-
PK	5.585G	57.81	68.20	-10.39	4.74	3	Vertical	266	1.04	-
PK	5.8058G	101.82	Inf	-Inf	5.27	3	Vertical	266	1.04	-
PK	5.9258G	58.63	68.20	-9.57	5.38	3	Vertical	266	1.04	-

802.11n HT40_Nss1,(MCS0)_1TX

26/01/2019

5795MHz_TX



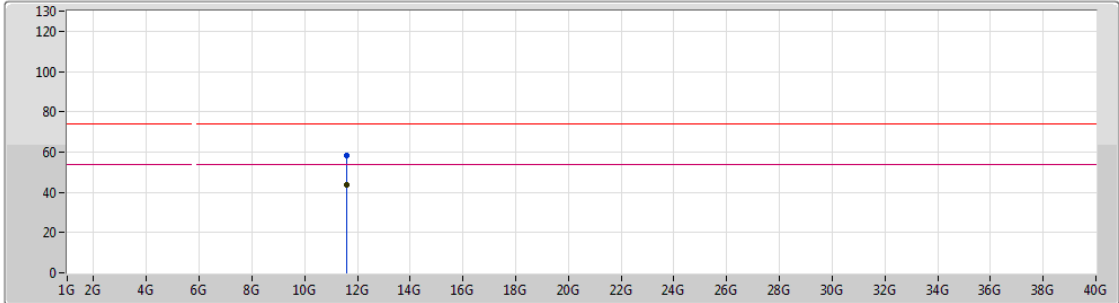
Type	Freq (Hz)	Level (dBuV/m)	Limit (dBuV/m)	Margin (dB)	Factor (dB)	Dist (m)	Condition	Azimuth (°)	Height (m)	Comments
AV	5.783G	92.57	Inf	-Inf	5.23	3	Horizontal	325	1.01	-
PK	5.561G	58.03	68.20	-10.17	4.70	3	Horizontal	325	1.01	-
PK	5.7854G	103.11	Inf	-Inf	5.22	3	Horizontal	325	1.01	-
PK	5.9534G	57.78	68.20	-10.42	5.41	3	Horizontal	325	1.01	-



802.11n HT40_Nss1,(MCS0)_1TX

26/01/2019

5795MHz_TX



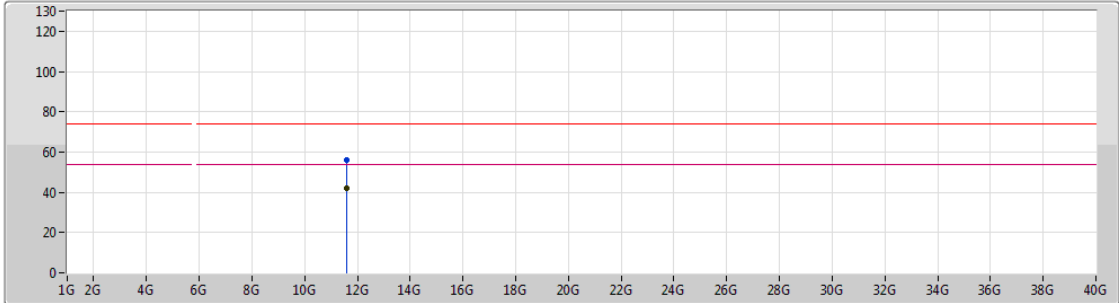
Type	Freq (Hz)	Level (dBuV/m)	Limit (dBuV/m)	Margin (dB)	Factor (dB)	Dist (m)	Condition	Azimuth (°)	Height (m)	Comments
AV	11.58998G	43.92	54.00	-10.08	14.92	3	Vertical	346	1.01	-
PK	11.59046G	58.46	74.00	-15.54	14.92	3	Vertical	346	1.01	-



802.11n HT40_Nss1,(MCS0)_1TX

26/01/2019

5795MHz_TX



Legend for the plot:

- Lim.PK: Red line with a downward-pointing triangle
- PK: Blue line with an upward-pointing triangle
- Lim.AV: Red line with a downward-pointing triangle
- AV: Blue line with an upward-pointing triangle

Type	Freq (Hz)	Level (dBuV/m)	Limit (dBuV/m)	Margin (dB)	Factor (dB)	Dist (m)	Condition	Azimuth (°)	Height (m)	Comments
AV	11.58916G	42.23	54.00	-11.77	14.92	3	Horizontal	171	1.03	-
PK	11.58698G	56.10	74.00	-17.90	14.93	3	Horizontal	171	1.03	-