

# 1. Photographs of Conducted Emissions Test Configuration

Mode 1

Front view



Rear view



Side view




Mode 2

Front view



Rear view





Side view




## 2. Photographs of Radiated Emissions Test Configuration


For radiated emissions 30MHz~1GHz

Mode 1

Front view




Rear view




**Mode 2**

**Front view**




**Rear view**





For radiated emissions above 1GHz  
Mode 2

Front view



Rear view



—————THE END—————