

## PHOTOGRAPHS OF THE TEST CONFIGURATION

CONDUCTED EMISSION TEST  
(WLAN, BT LE, and 802.15.4)



CONDUCTED EMISSION TEST  
(NFC)



RADIATED EMISSION TEST  
(WLAN 2.4GHz, BT LE, and 802.15.4)  
(Below 1GHz)





(Above 1GHz)






RADIATED EMISSION TEST  
(WLAN 5GHz)  
(Below 1GHz)




(Above 1GHz)










RADIATED EMISSION TEST  
(NFC)  
(9k~30MHz)




(30~1000MHz)






(WWAN)  
(PART 22)  
RADIATED EMISSION TEST  
(Below 1GHz)



(Above 1GHz)




## ERP POWER TEST



(PART 24)  
(Below 1GHz)



(Above 1GHz)





## EIRP POWER TEST





**(PART 27)**  
RADIATED EMISSION TEST  
LTE Band 4, 13  
**(Below 1GHz)**



(Above 1GHz)



LTE Band 12  
(Below 1GHz)



(Above 1GHz)



ERP POWER TEST  
LTE Band 4



LTE Band 12, 13

