

Test Report No.50296856 001

Appendix D: Radiated and Mains Spurious Emission Data

(File: 50296856 001AppendixD)

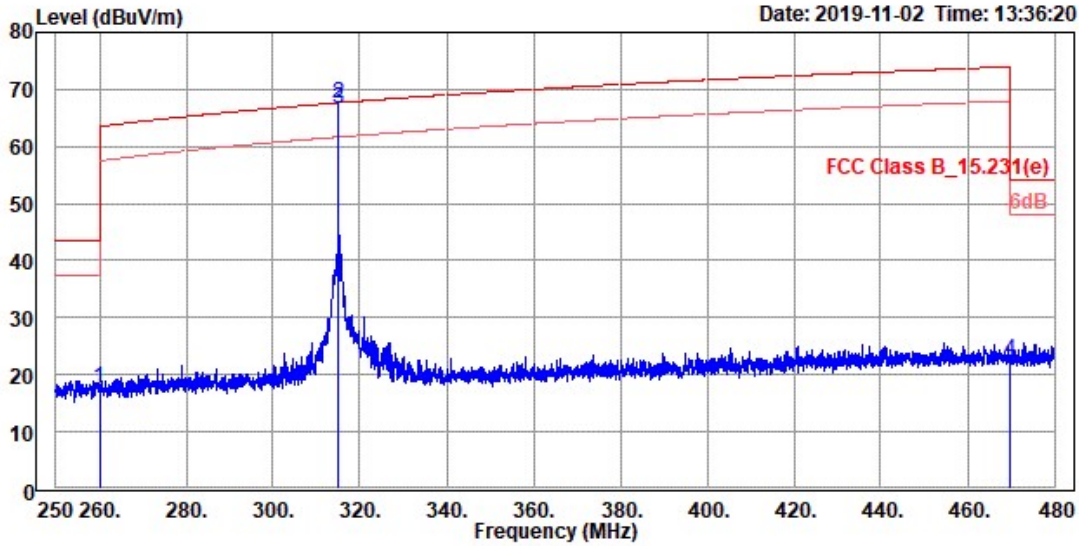
Contents

Spurious Emissions, Fundamental.....	2
Spurious Emissions, TX Mode, 9kHz-30MHz.....	10
Spurious Emissions, TX Mode, 30MHz-1GHz.....	18
Spurious Emissions, TX Mode, 1GHz-6GHz.....	26

Spurious Emissions, Fundamental

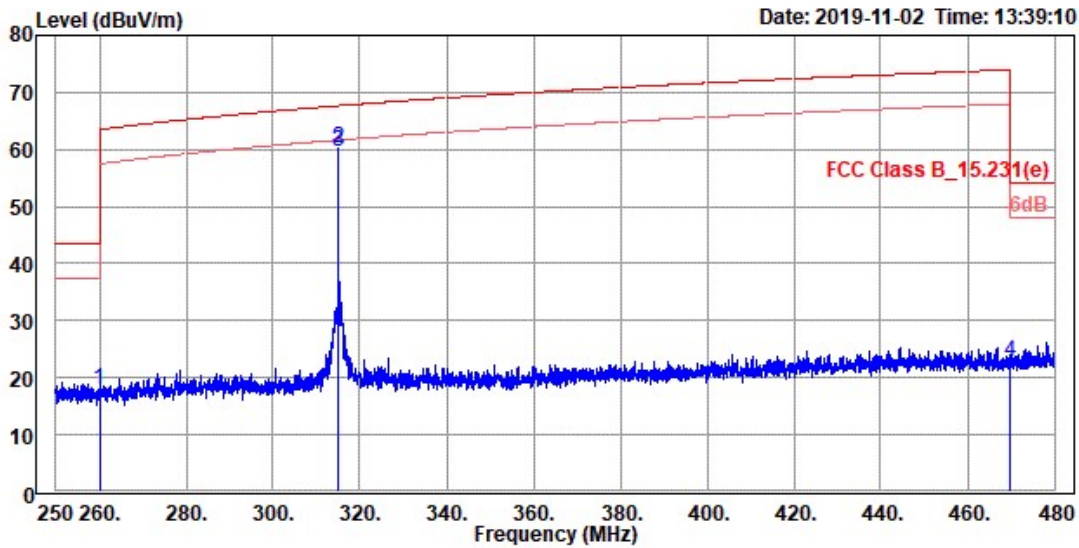


TUV Rheinland Taiwan Ltd.
 No. 458-18, Sec 2, Fenliao, Linkou Dist., New Taipei City 244, Taiwan(R.O.C.)
 Tel:+886-2172-1000 Fax:+886-2172-1322



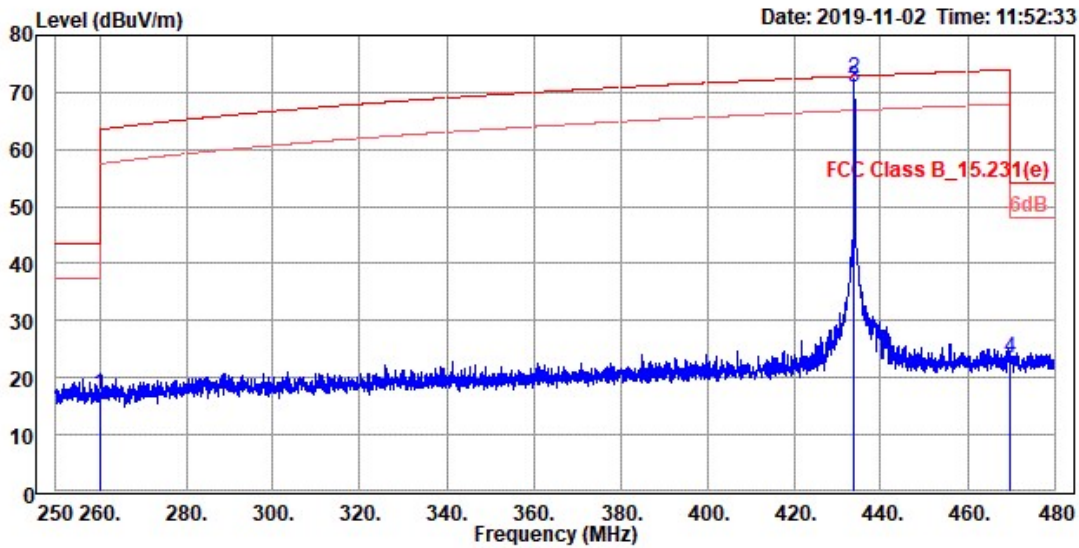
Site : 3m_Semi-Anechoic_Chamber(966_C)
 Condition : FCC Class B_15.231(e) Horizontal
 Test Engineer: Simon tsai
 Product : TPMS SENSOR
 Model NO : UNISENSOR1
 Mode : ASK_TX_315MHz
 Power setting: Default
 Test Rating : 3Vdc
 Temp/Hum : 24°C/62.5%

	Read	Limit	Over	APos	TPos	Remark
Freq	Level	Level	Factor	Line	Limit	
MHz	dBuV/m	dBuV	dB/m	dBuV/m	dB	cm deg
1	260.000	17.61	-2.03	19.64	43.52	-25.91 100 247 QP
2 !	315.000	67.46	46.18	21.28	67.66	-0.20 100 247 Peak
3 !	315.000	66.71	45.43	21.28	67.66	-0.95 100 247 QP
4	470.000	22.60	-2.12	24.72	54.00	-31.40 100 247 QP



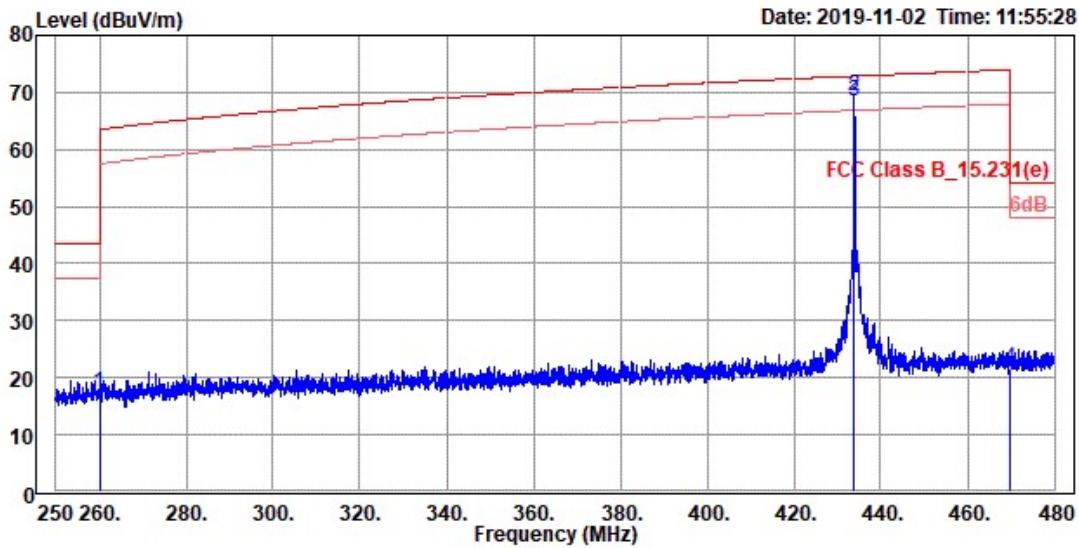
Site : 3m_Semi-Anechoic_Chamber(966_C)
 Condition : FCC Class B_15.231(e) Vertical
 Test Engineer: Simon tsai
 Product : TPMS SENSOR
 Model NO : UNISENSOR1
 Mode : ASK_TX_315MHz
 Power setting: Default
 Test Rating : 3Vdc
 Temp/Hum : 24°C/62.5%

	Freq	Level	Read Level	Factor	Limit Line	Over Limit	APos	TPos	Remark
	MHz	dBuV/m	dBuV	dB/m	dBuV/m	dB	cm	deg	
1	260.000	18.09	-1.55	19.64	43.52	-25.43	190	136	QP
2	315.000	60.13	38.85	21.28	67.66	-7.53	190	136	Peak
3	315.000	59.65	38.37	21.28	67.66	-8.01	190	136	QP
4	470.000	22.92	-1.80	24.72	54.00	-31.08	190	136	QP



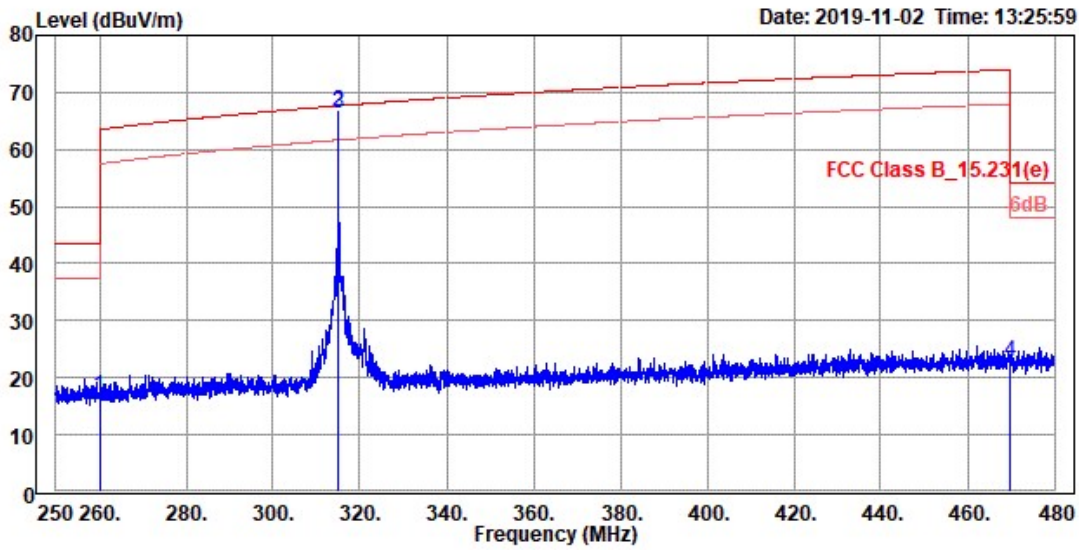
Site : 3m_Semi-Anechoic_Chamber(966_C)
 Condition : FCC Class B_15.231(e) Horizontal
 Test Engineer: Simon tsai
 Product : TPMS SENSOR
 Model NO : UNISENSOR1
 Mode : ASK_TX_434MHz
 Power setting: Default
 Test Rating : 3Vdc
 Temp/Hum : 24°C/62.5%

	Freq	Level	Read Level	Factor	Limit Line	Over Limit	APos	TPos	Remark
	MHz	dBuV/m	dBuV	dB/m	dBuV/m	dB	cm	deg	
1	260.000	17.13	-2.51	19.64	43.52	-26.39	100	200	QP
2 !	434.000	72.35	48.13	24.22	72.87	-0.52	100	200	Peak
3 !	434.000	70.93	46.71	24.22	72.87	-1.94	100	200	QP
4	470.000	23.55	-1.17	24.72	54.00	-30.45	100	200	QP



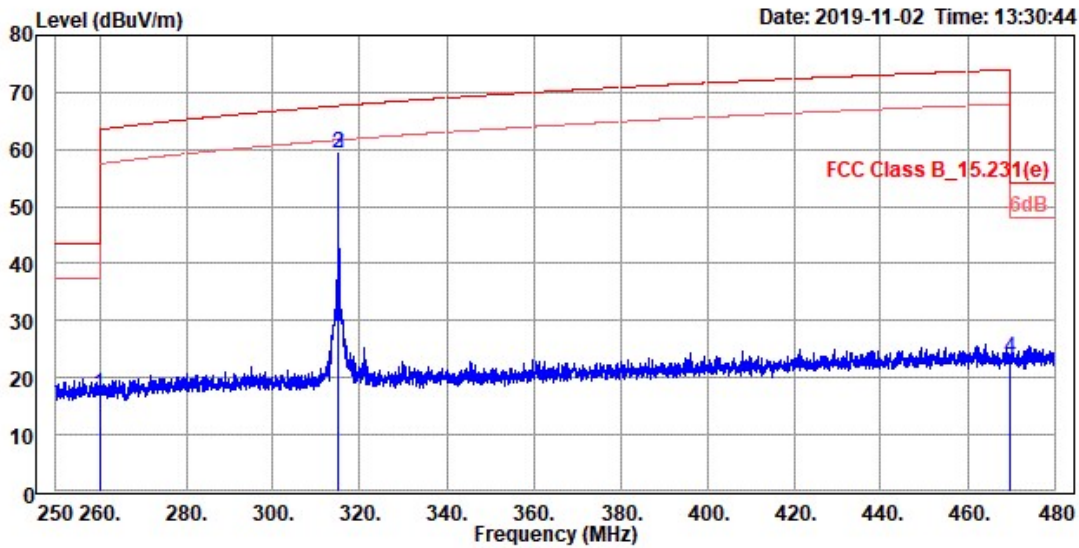
Site : 3m_Semi-Anechoic_Chamber(966_C)
 Condition : FCC Class B_15.231(e) Vertical
 Test Engineer: Simon tsai
 Product : TPMS SENSOR
 Model NO : UNISENSOR1
 Mode : ASK_TX_434MHz
 Power setting: Default
 Test Rating : 3Vdc
 Temp/Hum : 24°C/62.5%

	Freq	Level	Read Level	Factor	Limit Line	Over Limit	APos	TPos	Remark
	MHz	dBuV/m	dBuV	dB/m	dBuV/m	dB	cm	deg	
1	260.000	17.28	-2.36	19.64	43.52	-26.24	126	314	QP
2 !	434.000	69.32	45.10	24.22	72.87	-3.55	126	314	Peak
3 !	434.000	68.29	44.07	24.22	72.87	-4.58	126	314	QP
4	470.000	21.51	-3.21	24.72	54.00	-32.49	126	314	QP



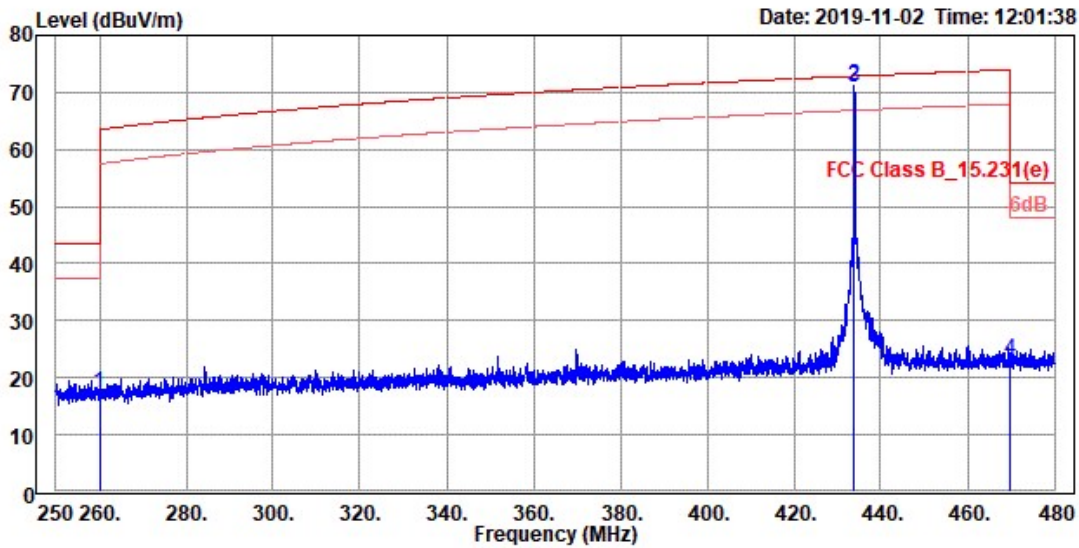
Site : 3m_Semi-Anechoic_Chamber(966_C)
 Condition : FCC Class B_15.231(e) Horizontal
 Test Engineer: Simon tsai
 Product : TPMS SENSOR
 Model NO : UNISENSOR1
 Mode : FSK_TX_315MHz
 Power setting: Default
 Test Rating : 3Vdc
 Tmp/Hum : 24°C/62.5%

	Freq	Level	Read Level	Factor	Limit Line	Over Limit	APos	TPos	Remark
	MHz	dBuV/m	dBuV	dB/m	dBuV/m	dB	cm	deg	
1	260.000	16.85	-2.79	19.64	43.52	-26.67	100	247	QP
2 !	315.000	66.71	45.43	21.28	67.66	-0.95	100	247	Peak
3 !	315.000	66.36	45.08	21.28	67.66	-1.30	100	247	QP
4	470.000	22.84	-1.88	24.72	54.00	-31.16	100	247	QP



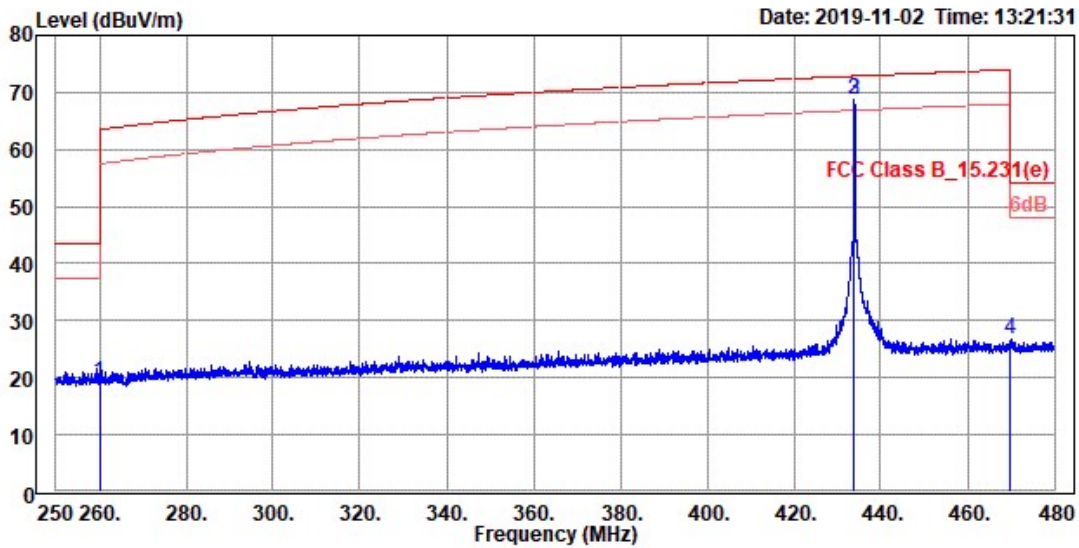
Site : 3m_Semi-Anechoic_Chamber(966_C)
 Condition : FCC Class B_15.231(e) Vertical
 Test Engineer: Simon tsai
 Product : TPMS SENSOR
 Model NO : UNISENSOR1
 Mode : FSK_TX_315MHz
 Power setting: Default
 Test Rating : 3Vdc
 Temp/Hum : 24°C/62.5%

	Freq	Level	Read Level	Factor	Limit Line	Over Limit	APos	TPos	Remark
	MHz	dBuV/m	dBuV	dB/m	dBuV/m	dB	cm	deg	
1	260.000	17.01	-2.63	19.64	43.52	-26.51	190	126	QP
2	315.000	59.31	38.03	21.28	67.66	-8.35	190	126	Peak
3	315.000	59.25	37.97	21.28	67.66	-8.41	190	126	QP
4	470.000	23.43	-1.29	24.72	54.00	-30.57	190	126	QP



Site : 3m_Semi-Anechoic_Chamber(966_C)
 Condition : FCC Class B_15.231(e) Horizontal
 Test Engineer: Simon tsai
 Product : TPMS SENSOR
 Model NO : UNISENSOR1
 Mode : FSK_TX_434MHz
 Power setting: Default
 Test Rating : 3Vdc
 Temp/Hum : 24°C/62.5%

	Freq	Level	Read Level	Factor	Limit Line	Over Limit	APos	TPos	Remark
	MHz	dBuV/m	dBuV	dB/m	dBuV/m	dB	cm	deg	
1	260.000	17.44	-2.20	19.64	43.52	-26.08	100	247	QP
2 !	434.000	71.09	46.87	24.22	72.87	-1.78	100	247	Peak
3 !	434.000	70.75	46.53	24.22	72.87	-2.12	100	247	QP
4	470.000	23.09	-1.63	24.72	54.00	-30.91	100	247	QP



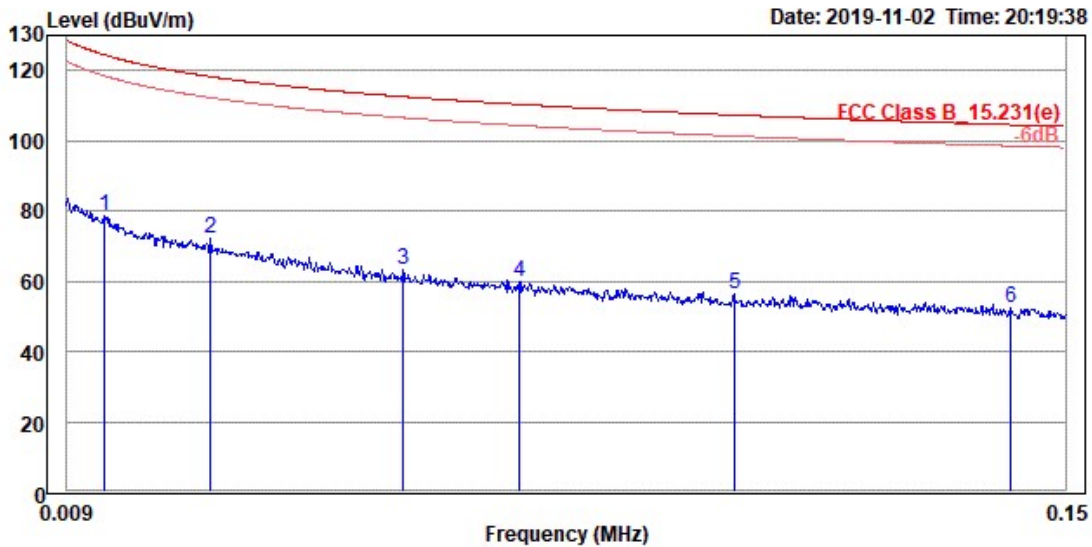
Site : 3m_Semi-Anechoic_Chamber(966_C)
 Condition : FCC Class B_15.231(e) Vertical
 Test Engineer: Simon tsai
 Product : TPMS SENSOR
 Model NO : UNISENSOR1
 Mode : FSK_TX_434MHz
 Power setting: Default
 Test Rating : 3Vdc
 Temp/Hum : 24°C/62.5%

	Freq	Level	Read Level	Factor	Limit	Over Limit	APos	TPos	Remark
	MHz	dBuV/m	dBuV	dB/m	dBuV/m	dB	cm	deg	
1	260.000	19.25	-0.39	19.64	43.52	-24.27	126	314	QP
2 !	434.000	68.88	44.66	24.22	72.87	-3.99	126	314	Peak
3 !	434.000	68.84	44.62	24.22	72.87	-4.03	126	314	QP
4	470.000	26.77	2.05	24.72	54.00	-27.23	126	314	QP

Spurious Emissions, TX Mode, 9kHz-30MHz

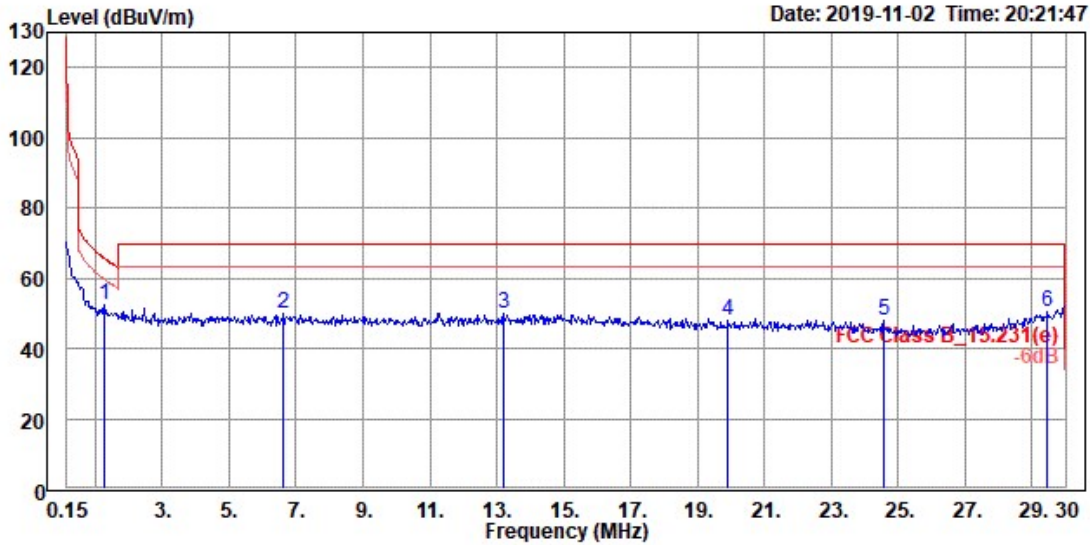


TUV Rheinland Taiwan Ltd.
 No. 458-18, Sec 2, Fenliao, Linkou Dist., New Taipei City 244, Taiwan(R.O.C.)
 Tel:+886-2172-1000 Fax:+886-2172-1322



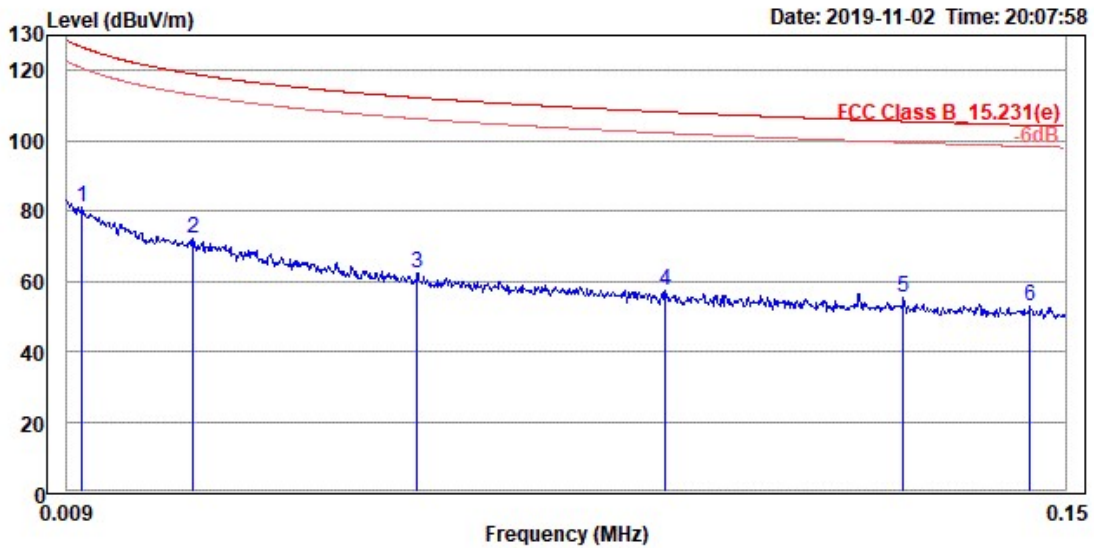
Site : 3m_Semi-Anechoic_Chamber(966_C)
 Condition : FCC Class B_15.231(e) vertical
 Test Engineer: Simon tsai
 Product : TPMS SENSOR
 Model NO : UNISENSOR1
 Mode : ASK_TX_315MHz
 Power setting: Default
 Test Rating : 3Vdc
 Temp/Hum : 24°C/62.5%

	Freq	Level	Read Level	Factor	Limit Line	Over Limit	APos	TPos	Remark
	MHz	dBuV/m	dBuV	dB/m	dBuV/m	dB	cm	deg	
1	0.014	78.40	2.31	76.09	124.45	-46.05	100	307	QP
2	0.029	72.08	1.21	70.87	118.25	-46.17	100	194	QP
3	0.057	63.06	-1.08	64.14	112.55	-49.49	100	312	QP
4	0.073	59.84	-2.19	62.03	110.34	-50.50	100	245	QP
5	0.103	56.29	-2.78	59.07	107.32	-51.03	100	64	QP
6	0.142	52.24	-4.56	56.80	104.54	-52.30	100	329	QP



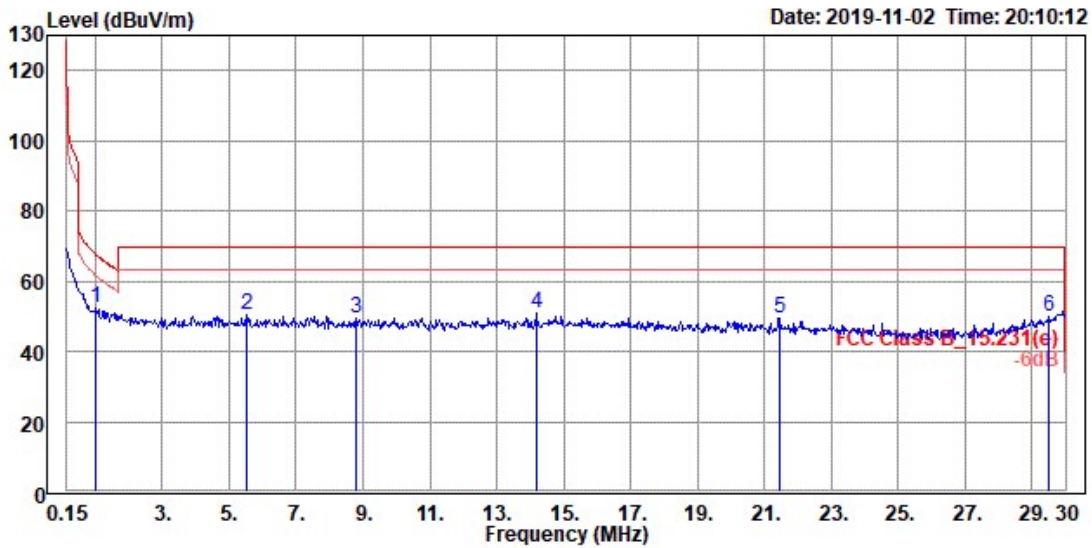
Site : 3m_Semi-Anechoic_Chamber(966_C)
 Condition : FCC Class B_15.231(e) vertical
 Test Engineer: Simon tsai
 Product : TPMS SENSOR
 Model NO : UNISENSOR1
 Mode : ASK_TX_315MHz
 Power setting: Default
 Test Rating : 3Vdc
 Temp/Hum : 24°C/62.5%

	Freq	Level	Read	Limit	Over	APos	TPos	Remark
	MHz	dBuV/m	Level	Factor	Line	Limit	cm	deg
			dBuV	dB/m	dBuV/m	dB		
1	1.254	52.63	12.97	39.66	65.64	-13.01	100	318 QP
2	6.627	49.82	11.46	38.36	69.50	-19.68	100	213 QP
3	13.194	49.78	12.33	37.45	69.50	-19.72	100	24 QP
4	19.911	47.91	11.63	36.28	69.50	-21.59	100	55 QP
5	24.567	47.77	13.39	34.38	69.50	-21.73	100	360 QP
6	29.463	50.48	12.06	38.42	69.50	-19.02	100	44 QP



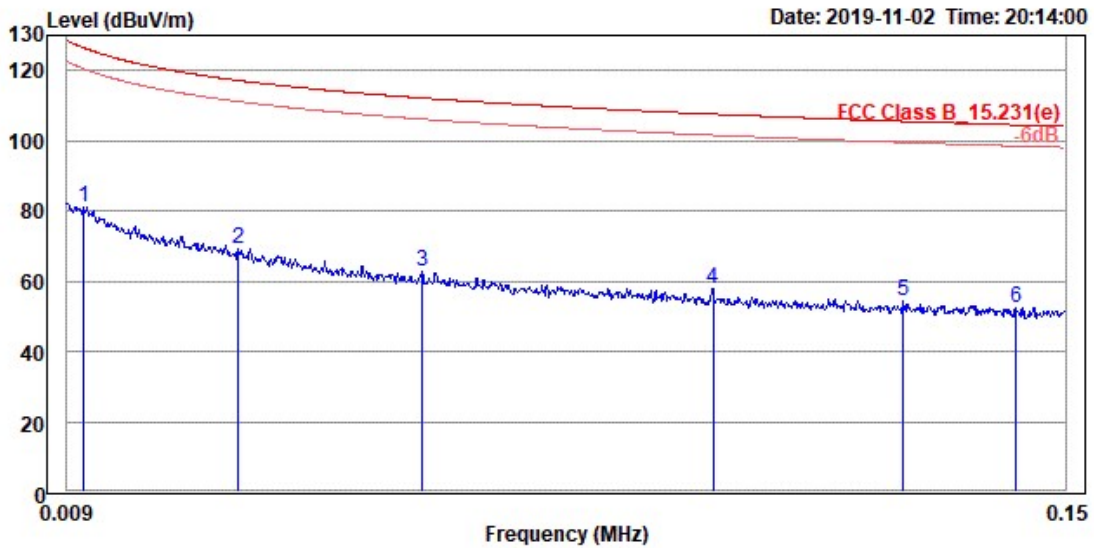
Site : 3m_Semi-Anechoic_Chamber(966_C)
 Condition : FCC Class B_15.231(e) vertical
 Test Engineer: Simon tsai
 Product : TPMS SENSOR
 Model NO : UNISENSOR1
 Mode : ASK_TX_434MHz
 Power setting: Default
 Test Rating : 3Vdc
 Temp/Hum : 24°C/62.5%

	Freq	Level	Read Level	Factor	Limit Line	Over Limit	APos	TPos	Remark
	MHz	dBuV/m	dBuV	dB/m	dBuV/m	dB	cm	deg	
1	0.011	81.06	2.92	78.14	126.67	-45.61	100	359	QP
2	0.027	72.16	0.84	71.32	119.04	-46.88	100	82	QP
3	0.058	62.50	-1.36	63.86	112.25	-49.75	100	271	QP
4	0.093	57.27	-2.76	60.03	108.18	-50.91	100	355	QP
5	0.127	55.13	-2.54	57.67	105.51	-50.38	100	236	QP
6	0.145	52.68	-3.96	56.64	104.37	-51.69	100	169	QP



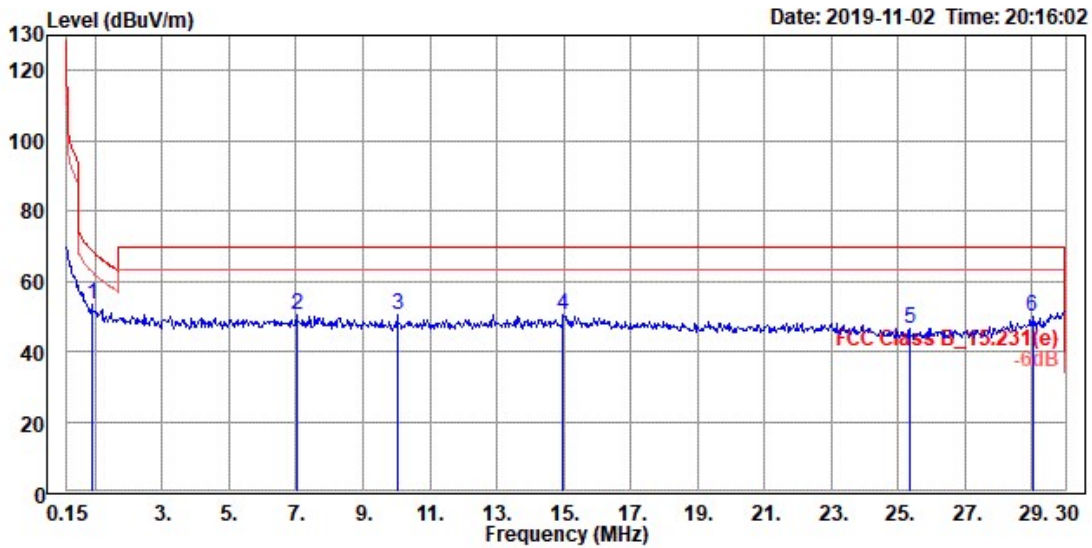
Site : 3m_Semi-Anechoic_Chamber(966_C)
 Condition : FCC Class B_15.231(e) vertical
 Test Engineer: Simon tsai
 Product : TPMS SENSOR
 Model NO : UNISENSOR1
 Mode : ASK_TX_434MHz
 Power setting: Default
 Test Rating : 3Vdc
 Temp/Hum : 24°C/62.5%

	Freq	Level	Read Level	Factor	Limit Line	Over Limit	APos	TPos	Remark
	MHz	dBuV/m	dBuV	dB/m	dBuV/m	dB	cm	deg	
1	1.016	52.42	12.45	39.97	67.47	-15.05	100	104	QP
2	5.523	50.22	11.87	38.35	69.50	-19.28	100	162	QP
3	8.807	49.60	11.76	37.84	69.50	-19.90	100	170	QP
4	14.180	50.74	13.10	37.64	69.50	-18.76	100	94	QP
5	21.463	49.22	13.24	35.98	69.50	-20.28	100	44	QP
6	29.493	49.91	11.41	38.50	69.50	-19.59	100	102	QP



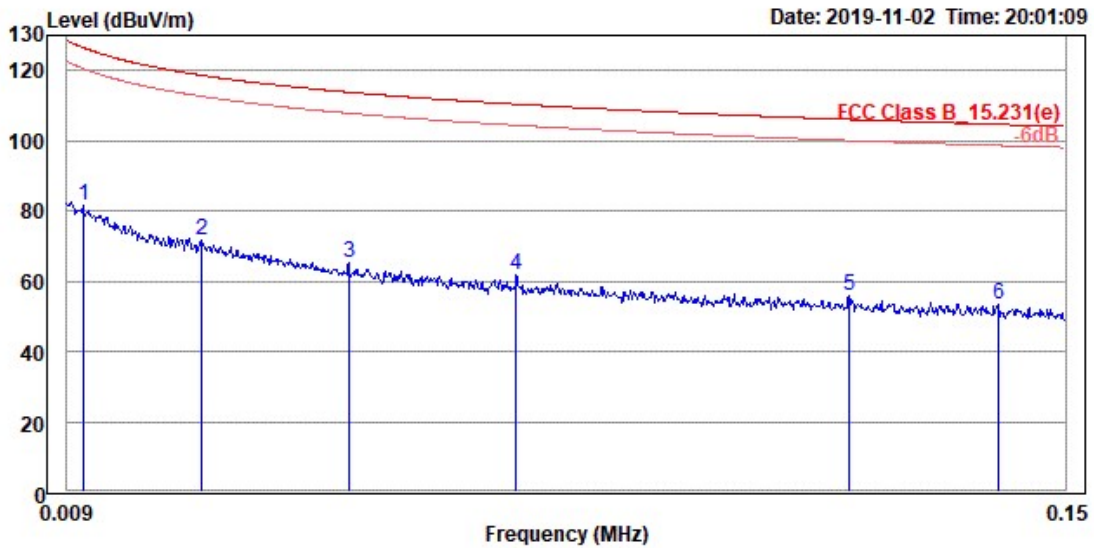
Site : 3m_Semi-Anechoic_Chamber(966_C)
 Condition : FCC Class B_15.231(e) vertical
 Test Engineer: Simon tsai
 Product : TPMS SENSOR
 Model NO : UNISENSOR1
 Mode : FSK_TX_315MHz
 Power setting: Default
 Test Rating : 3Vdc
 Temp/Hum : 24°C/62.5%

	Freq	Level	Read Level	Factor	Limit Line	Over Limit	APos	TPos	Remark
	MHz	dBuV/m	dBuV	dB/m	dBuV/m	dB	cm	deg	
1	0.011	81.08	3.03	78.05	126.56	-45.48	100	240	QP
2	0.033	69.39	-0.32	69.71	117.15	-47.76	100	208	QP
3	0.059	62.88	-0.90	63.78	112.17	-49.29	100	44	QP
4	0.100	57.85	-1.39	59.24	107.58	-49.73	100	231	QP
5	0.127	54.53	-3.14	57.67	105.51	-50.98	100	134	QP
6	0.143	52.64	-4.12	56.76	104.49	-51.85	100	196	QP



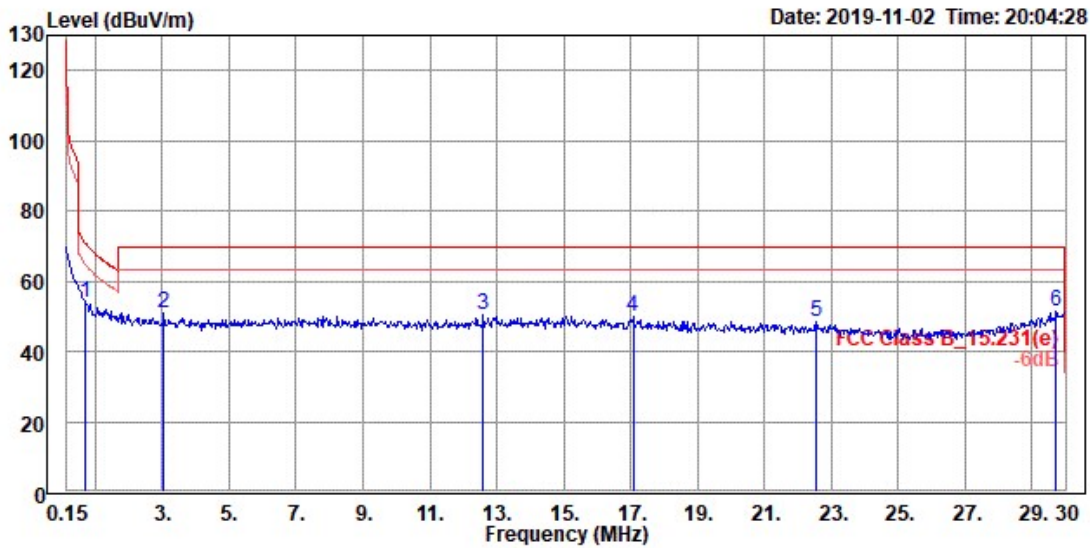
Site : 3m_Semi-Anechoic_Chamber(966_C)
 Condition : FCC Class B_15.231(e) vertical
 Test Engineer: Simon tsai
 Product : TPMS SENSOR
 Model NO : UNISENSOR1
 Mode : FSK_TX_315MHz
 Power setting: Default
 Test Rating : 3Vdc
 Temp/Hum : 24°C/62.5%

	Freq	Level	Read Level	Factor	Limit Line	Over Limit	APos	TPos	Remark
	MHz	dBuV/m	dBuV	dB/m	dBuV/m	dB	cm	deg	
1	0.896	53.33	12.43	40.90	68.56	-15.23	100	128	QP
2	7.016	50.50	12.14	38.36	69.50	-19.00	100	132	QP
3	10.030	50.23	12.65	37.58	69.50	-19.27	100	155	QP
4	14.985	50.25	12.53	37.72	69.50	-19.25	100	186	QP
5	25.343	46.40	12.31	34.09	69.50	-23.10	100	191	QP
6	29.015	49.70	12.44	37.26	69.50	-19.80	100	40	QP



Site : 3m_Semi-Anechoic_Chamber(966_C)
 Condition : FCC Class B_15.231(e) vertical
 Test Engineer: Simon tsai
 Product : TPMS SENSOR
 Model NO : UNISENSOR1
 Mode : FSK_TX_434MHz
 Power setting: Default
 Test Rating : 3Vdc
 Temp/Hum : 24°C/62.5%

	Freq	Level	Read Level	Factor	Limit Line	Over Limit	APos	TPos	Remark
	MHz	dBuV/m	dBuV	dB/m	dBuV/m	dB	cm	deg	
1	0.011	81.43	3.38	78.05	126.56	-45.13	100	144	QP
2	0.028	71.60	0.48	71.12	118.68	-47.08	100	65	QP
3	0.049	65.07	-0.29	65.36	113.83	-48.76	100	11	QP
4	0.072	61.75	-0.33	62.08	110.39	-48.64	100	232	QP
5	0.119	55.61	-2.51	58.12	106.06	-50.45	100	244	QP
6	0.141	53.26	-3.64	56.90	104.64	-51.38	100	0	QP



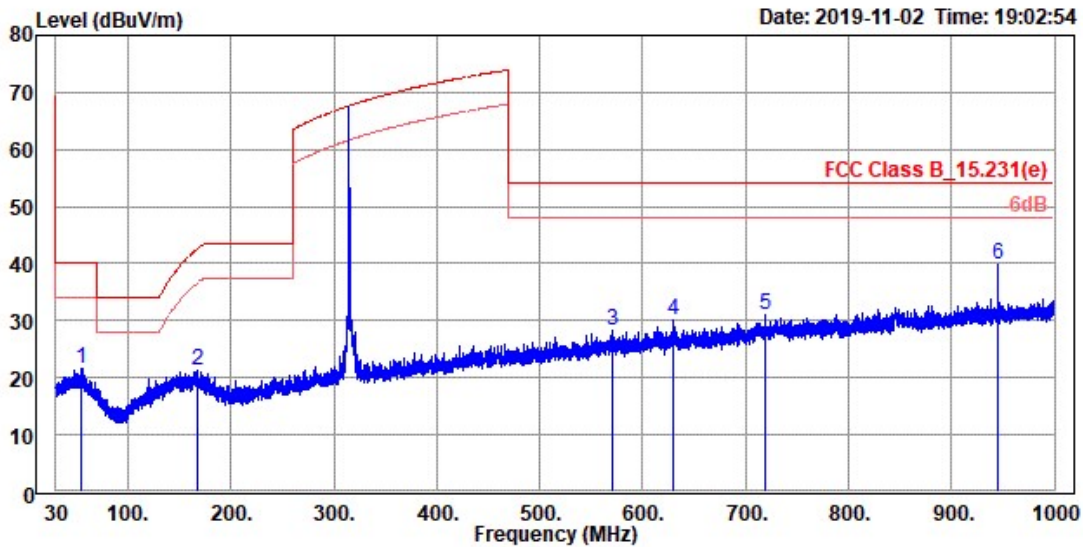
Site : 3m_Semi-Anechoic_Chamber(966_C)
 Condition : FCC Class B_15.231(e) vertical
 Test Engineer: Simon tsai
 Product : TPMS SENSOR
 Model NO : UNISENSOR1
 Mode : FSK_TX_434MHz
 Power setting: Default
 Test Rating : 3Vdc
 Temp/Hum : 24°C/62.5%

	Freq	Level	Read Level	Factor	Limit Line	Over Limit	APos	TPos	Remark
	MHz	dBuV/m	dBuV	dB/m	dBuV/m	dB	cm	deg	
1	0.717	53.72	10.90	42.82	70.49	-16.77	100	274	QP
2	3.045	50.71	12.49	38.22	69.50	-18.79	100	277	QP
3	12.597	50.22	12.85	37.37	69.50	-19.28	100	123	QP
4	17.075	50.05	12.93	37.12	69.50	-19.45	100	343	QP
5	22.567	48.53	12.83	35.70	69.50	-20.97	100	325	QP
6	29.731	51.24	12.12	39.12	69.50	-18.26	100	237	QP

Spurious Emissions, TX Mode, 30MHz-1GHz

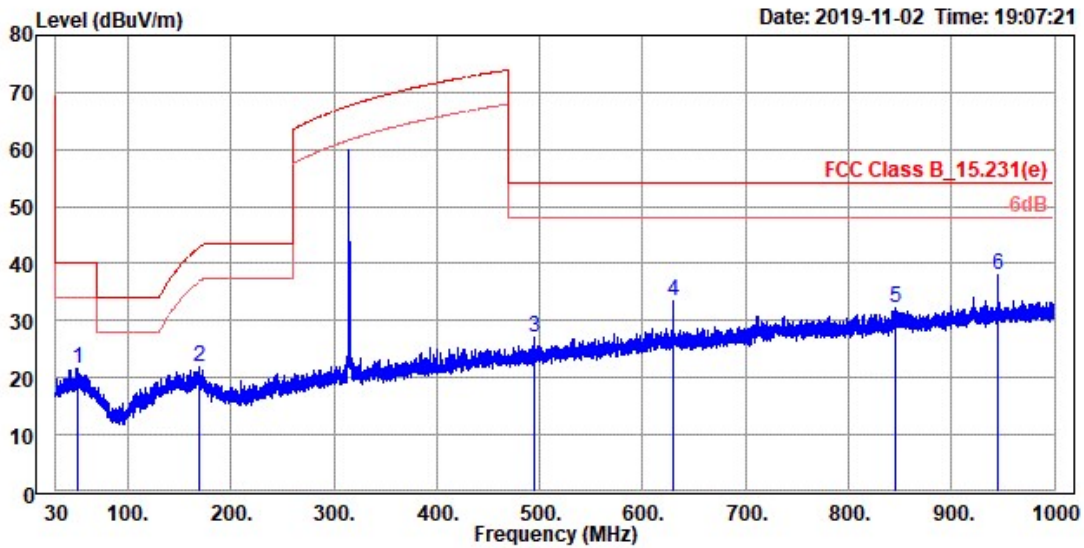


TUV Rheinland Taiwan Ltd.
 No. 458-18, Sec 2, Fenliao, Linkou Dist., New Taipei City 244, Taiwan(R.O.C.)
 Tel:+886-2172-1000 Fax:+886-2172-1322



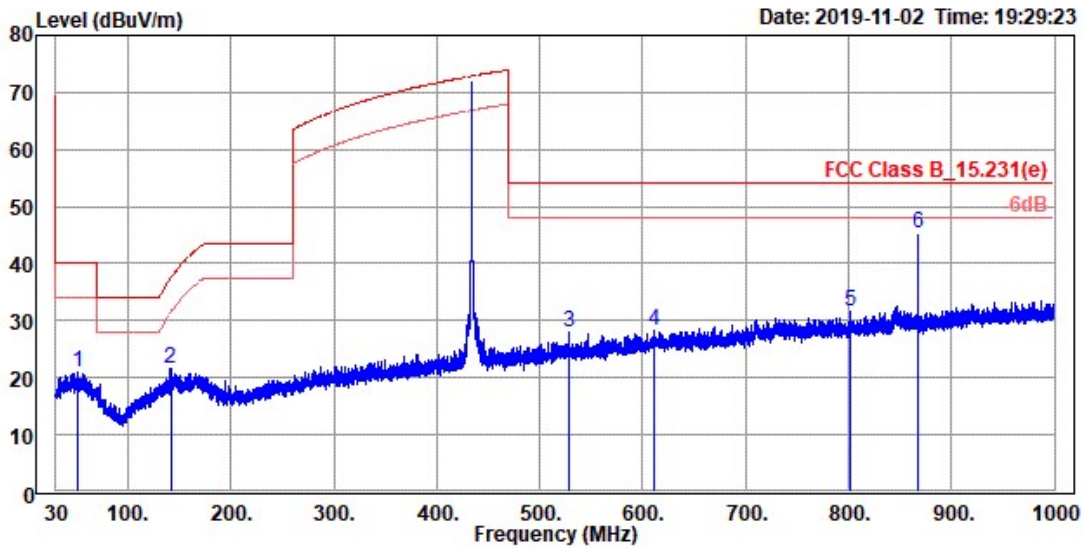
Site : 3m_Semi-Anechoic_Chamber(966_C)
 Condition : FCC Class B_15.231(e) horizontal
 Test Engineer: Simon tsai
 Product : TPMS SENSOR
 Model NO : UNISENSOR1
 Mode : ASK_TX_315MHz
 Power setting: Default
 Test Rating : 3Vdc
 Temp/Hum : 24°C/62.5%

	Freq	Level	Read Level	Factor	Limit Line	Over Limit	APos	TPos	Remark
	MHz	dBuV/m	dBuV	dB/m	dBuV/m	dB	cm	deg	
1	53.959	21.55	29.16	-7.61	40.00	-18.45	300	339	QP
2	167.934	21.18	28.39	-7.21	42.67	-21.49	300	133	QP
3	571.357	28.33	30.13	-1.80	54.00	-25.67	100	142	QP
4	630.000	30.05	30.81	-0.76	54.00	-23.95	200	138	QP
5	719.476	30.98	30.49	0.49	54.00	-23.02	200	22	QP
6	945.000	39.90	35.76	4.14	54.00	-14.10	100	203	QP



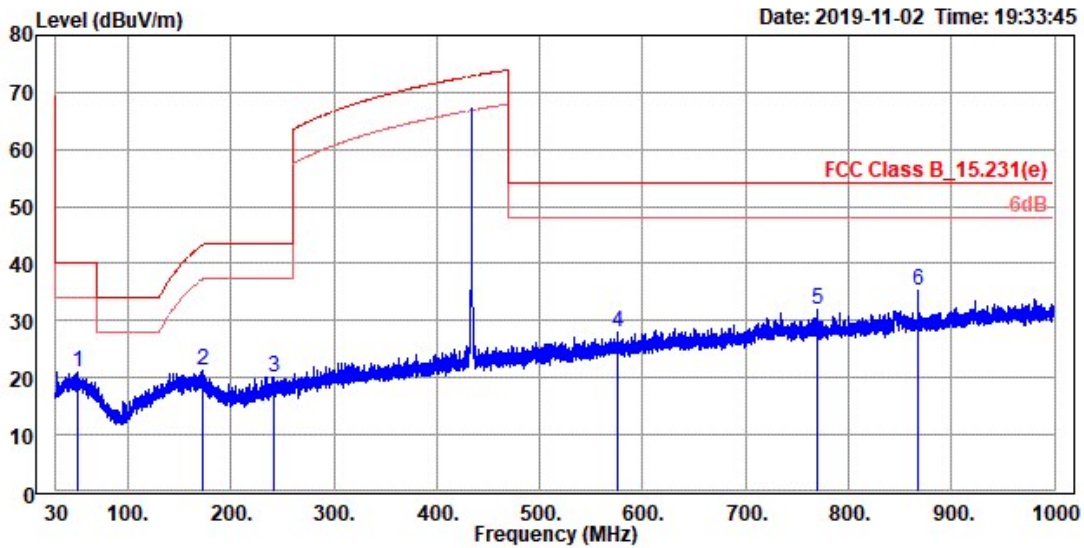
Site : 3m_Semi-Anechoic_Chamber(966_C)
 Condition : FCC Class B_15.231(e) vertical
 Test Engineer: Simon tsai
 Product : TPMS SENSOR
 Model NO : UNISENSOR1
 Mode : ASK_TX_315MHz
 Power setting: Default
 Test Rating : 3Vdc
 Tmp/Hum : 24°C/62.5%

	Freq	Level	Read Level	Factor	Limit Line	Over Limit	APos	TPos	Remark
	MHz	dBuV/m	dBuV	dB/m	dBuV/m	dB	cm	deg	
1	51.243	21.69	29.14	-7.45	40.00	-18.31	300	75	QP
2	169.777	21.75	29.02	-7.27	42.95	-21.20	200	105	QP
3	495.503	27.14	30.41	-3.27	54.00	-26.86	100	121	QP
4	630.000	33.34	34.10	-0.76	54.00	-20.66	100	66	QP
5	845.382	32.16	29.82	2.34	54.00	-21.84	300	175	QP
6	945.000	38.12	33.98	4.14	54.00	-15.88	200	67	QP



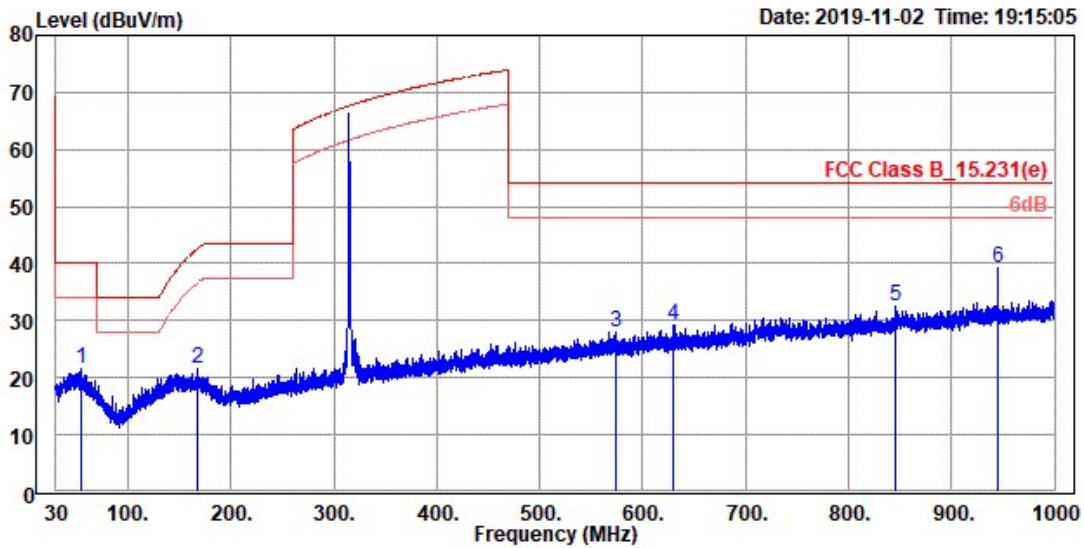
Site : 3m_Semi-Anechoic_Chamber(966_C)
 Condition : FCC Class B_15.231(e) horizontal
 Test Engineer: Simon tsai
 Product : TPMS SENSOR
 Model NO : UNISENSOR1
 Mode : ASK_TX_434MHz
 Power setting: Default
 Test Rating : 3Vdc
 Temp/Hum : 24°C/62.5%

	Freq	Level	Read Level	Factor	Limit Line	Over Limit	APos	TPos	Remark
	MHz	dBuV/m	dBuV	dB/m	dBuV/m	dB	cm	deg	
1	51.049	21.07	28.53	-7.46	40.00	-18.93	300	347	QP
2	141.356	21.56	29.34	-7.78	37.56	-16.00	300	84	QP
3	528.580	28.03	30.74	-2.71	54.00	-25.97	200	338	QP
4	611.224	28.29	29.25	-0.96	54.00	-25.71	100	45	QP
5	801.635	31.54	29.82	1.72	54.00	-22.46	300	356	QP
6	868.000	45.29	42.62	2.67	54.00	-8.71	100	281	QP



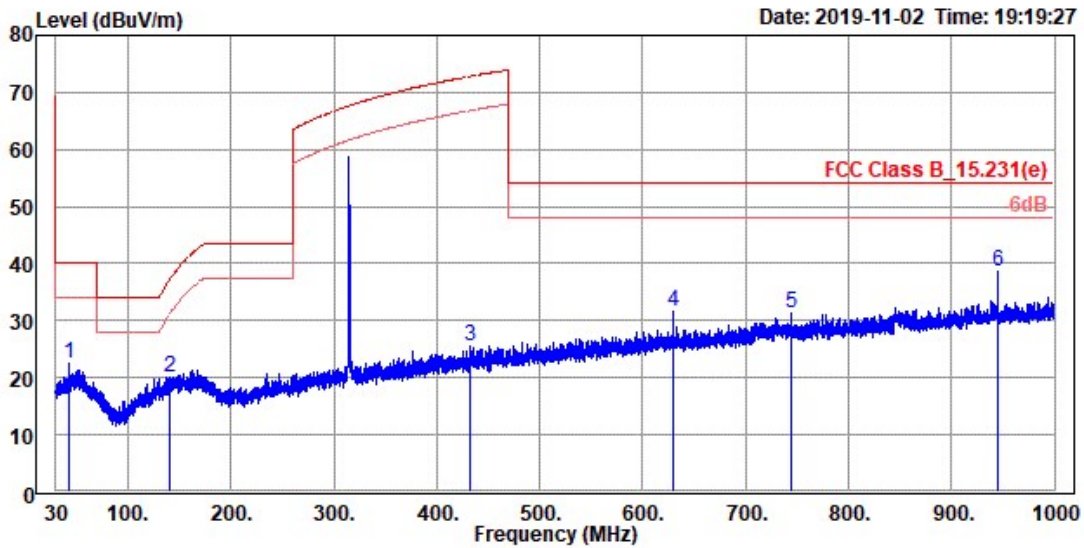
Site : 3m_Semi-Anechoic_Chamber(966_C)
 Condition : FCC Class B_15.231(e) vertical
 Test Engineer: Simon tsai
 Product : TPMS SENSOR
 Model NO : UNISENSOR1
 Mode : ASK_TX_434MHz
 Power setting: Default
 Test Rating : 3Vdc
 Temp/Hum : 24°C/62.5%

	Freq	Level	Read Level	Factor	Limit Line	Over Limit	APos	TPos	Remark
	MHz	dBuV/m	dBuV	dB/m	dBuV/m	dB	cm	deg	
1	51.631	21.11	28.55	-7.44	40.00	-18.89	300	300	QP
2	172.008	21.40	28.82	-7.42	43.25	-21.85	200	29	QP
3	242.430	20.22	28.44	-8.22	43.52	-23.30	300	226	QP
4	575.819	27.94	29.70	-1.76	54.00	-26.06	100	234	QP
5	769.819	31.83	30.39	1.44	54.00	-22.17	204	0	QP
6	868.000	35.14	32.47	2.67	54.00	-18.86	200	338	QP



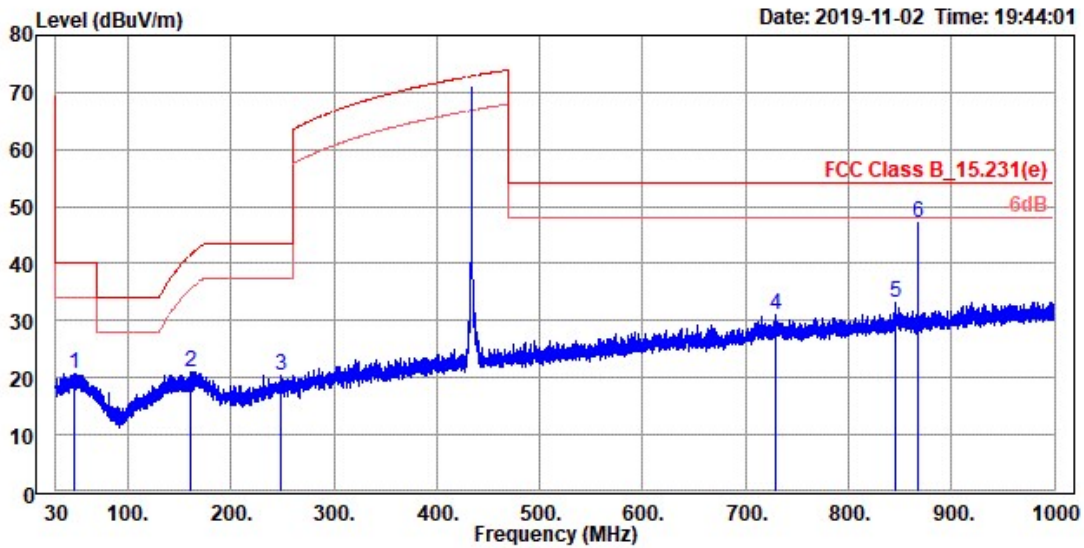
Site : 3m_Semi-Anechoic_Chamber(966_C)
 Condition : FCC Class B_15.231(e) horizontal
 Test Engineer: Simon tsai
 Product : TPMS SENSOR
 Model NO : UNISENSOR1
 Mode : FSK_TX_315MHz
 Power setting: Default
 Test Rating : 3Vdc
 Temp/Hum : 24°C/62.5%

	Freq	Level	Read Level	Factor	Limit Line	Over Limit	APos	TPos	Remark
	MHz	dBuV/m	dBuV	dB/m	dBuV/m	dB	cm	deg	
1	53.862	21.48	29.08	-7.60	40.00	-18.52	100	336	QP
2	167.643	21.57	28.79	-7.22	42.63	-21.06	200	18	QP
3	574.655	27.94	29.70	-1.76	54.00	-26.06	200	12	QP
4	630.000	29.24	30.00	-0.76	54.00	-24.76	200	188	QP
5	845.091	32.47	30.13	2.34	54.00	-21.53	300	131	QP
6	945.000	39.12	34.98	4.14	54.00	-14.88	100	212	QP



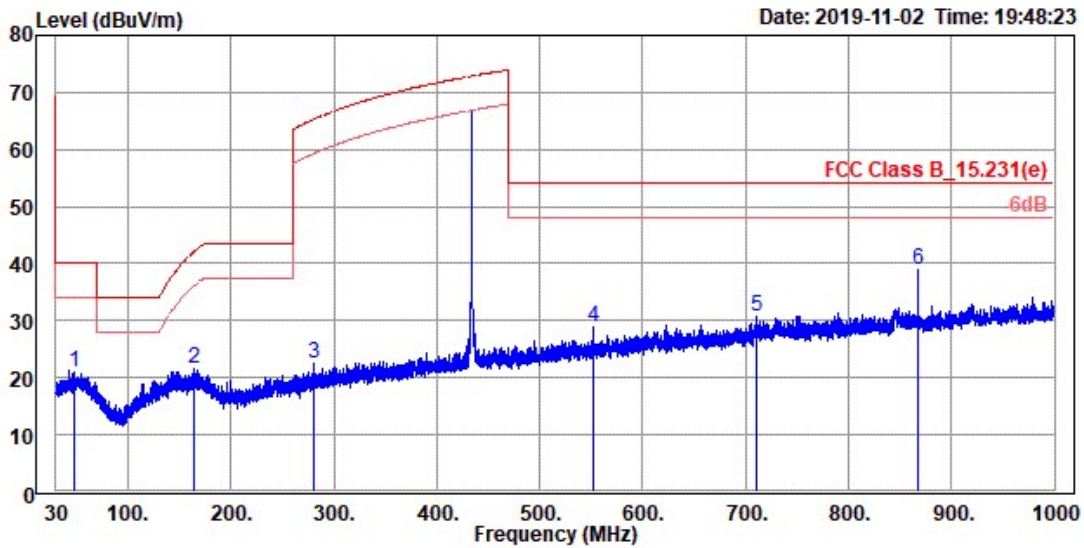
Site : 3m_Semi-Anechoic_Chamber(966_C)
 Condition : FCC Class B_15.231(e) vertical
 Test Engineer: Simon tsai
 Product : TPMS SENSOR
 Model NO : UNISENSOR1
 Mode : FSK_TX_315MHz
 Power setting: Default
 Test Rating : 3Vdc
 Temp/Hum : 24°C/62.5%

	Freq	Level	Read Level	Factor	Limit Line	Over Limit	APos	TPos	Remark
	MHz	dBuV/m	dBuV	dB/m	dBuV/m	dB	cm	deg	
1	42.222	22.47	30.26	-7.79	40.00	-17.53	100	360	QP
2	140.871	20.16	27.98	-7.82	37.44	-17.28	200	0	QP
3	432.938	25.66	29.67	-4.01	72.83	-47.17	300	72	QP
4	630.000	31.56	32.32	-0.76	54.00	-22.44	100	223	QP
5	744.114	31.24	30.24	1.00	54.00	-22.76	300	226	QP
6	945.000	38.59	34.45	4.14	54.00	-15.41	100	267	QP



Site : 3m_Semi-Anechoic_Chamber(966_C)
 Condition : FCC Class B_15.231(e) horizontal
 Test Engineer: Simon tsai
 Product : TPMS SENSOR
 Model NO : UNISENSOR1
 Mode : FSK_TX_434MHz
 Power setting: Default
 Test Rating : 3Vdc
 Temp/Hum : 24°C/62.5%

	Freq	Level	Read Level	Factor	Limit Line	Over Limit	APos	TPos	Remark
	MHz	dBuV/m	dBuV	dB/m	dBuV/m	dB	cm	deg	
1	47.460	20.64	28.18	-7.54	40.00	-19.36	300	28	QP
2	161.144	20.98	28.40	-7.42	41.63	-20.65	200	198	QP
3	248.153	20.41	28.51	-8.10	43.52	-23.11	100	350	QP
4	728.594	30.98	30.31	0.67	54.00	-23.02	100	347	QP
5	845.673	33.18	30.83	2.35	54.00	-20.82	200	263	QP
6	868.000	47.07	44.40	2.67	54.00	-6.93	100	242	QP



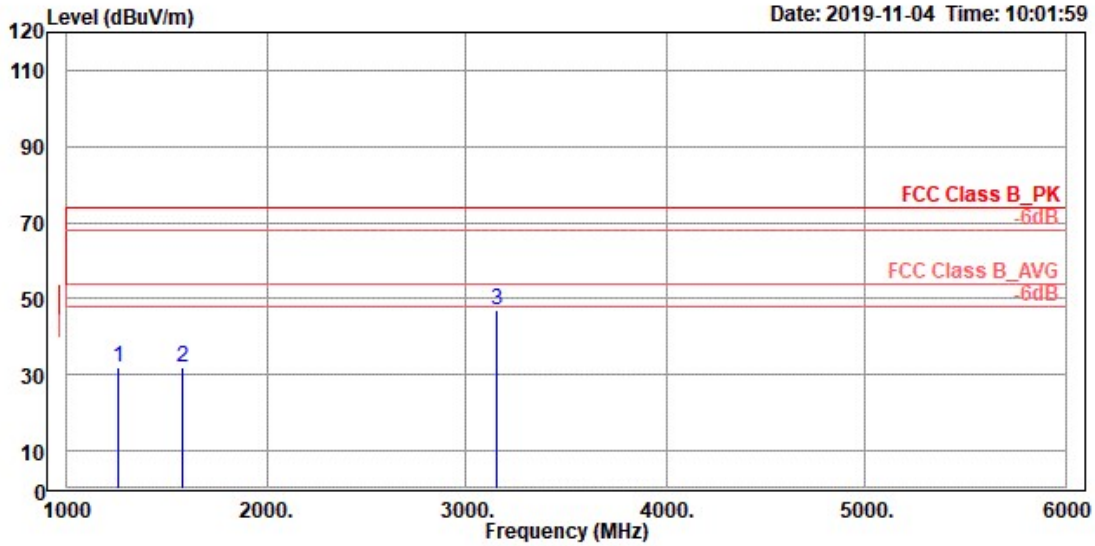
Site : 3m_Semi-Anechoic_Chamber(966_C)
 Condition : FCC Class B_15.231(e) vertical
 Test Engineer: Simon tsai
 Product : TPMS SENSOR
 Model NO : UNISENSOR1
 Mode : FSK_TX_434MHz
 Power setting: Default
 Test Rating : 3Vdc
 Temp/Hum : 24°C/62.5%

	Freq	Level	Read Level	Factor	Limit Line	Over Limit	APos	TPos	Remark
	MHz	dBuV/m	dBuV	dB/m	dBuV/m	dB	cm	deg	
1	48.333	21.13	28.63	-7.50	40.00	-18.87	300	271	QP
2	164.733	21.60	28.88	-7.28	42.19	-20.59	124	360	QP
3	280.939	22.39	29.34	-6.95	65.33	-42.94	122	360	QP
4	552.151	28.75	31.11	-2.36	54.00	-25.25	300	76	QP
5	711.231	30.69	30.39	0.30	54.00	-23.31	300	278	QP
6	868.000	38.92	36.25	2.67	54.00	-15.08	132	360	QP

Spurious Emissions, TX Mode, 1GHz-6GHz

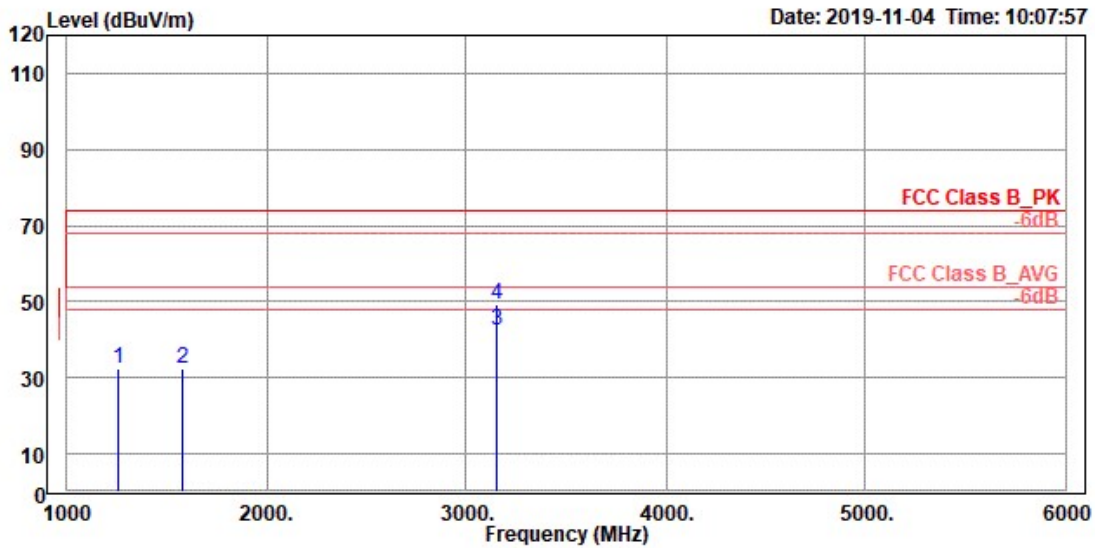


TUV Rheinland Taiwan Ltd.
 No. 458-18, Sec 2, Fenliao, Linkou Dist., New Taipei City 244, Taiwan(R.O.C.)
 Tel:+886-2172-1000 Fax:+886-2172-1322



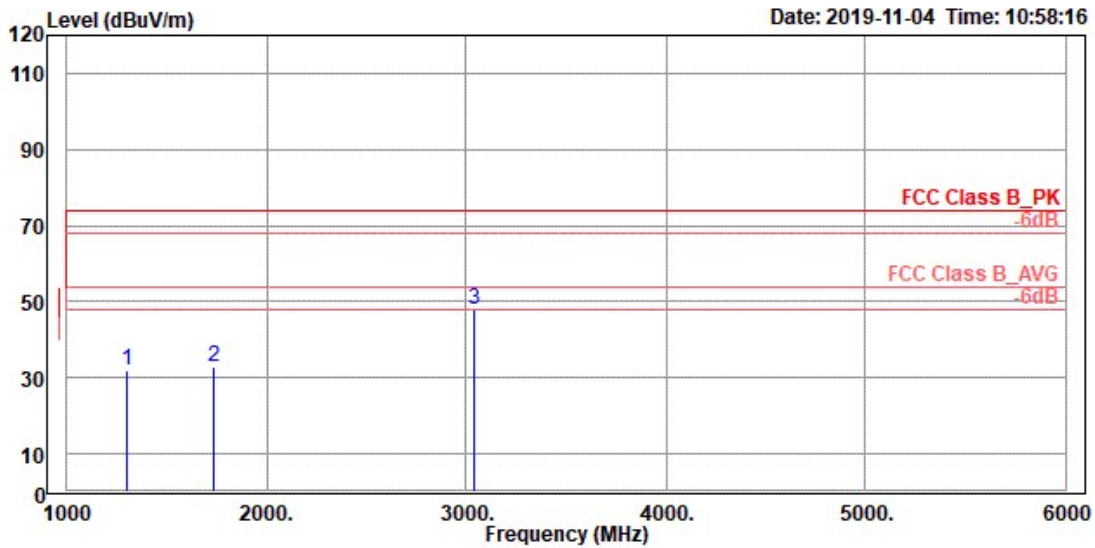
Site : 3m_Semi-Anechoic_Chamber(966_C)
 Condition : FCC Class B_PK horizontal
 Test Engineer: Simon tsai
 Product : TPMS SENSOR
 Model NO : UNISENSOR1
 Mode : ASK_TX_315MHz
 Power setting: Default
 Test Rating : 3Vdc
 Temp/Hum : 24°C/62.5%

	Freq	Level	Read Level	Factor	Limit Line	Over Limit	APos	TPos	Remark
	MHz	dBuV/m	dBuV	dB/m	dBuV/m	dB	cm	deg	
1	1260.000	32.02	50.90	-18.88	74.00	-41.98	100	108	Peak
2	1575.000	31.95	51.28	-19.33	74.00	-42.05	100	271	Peak
3	3150.000	46.85	59.44	-12.59	74.00	-27.15	259	211	Peak



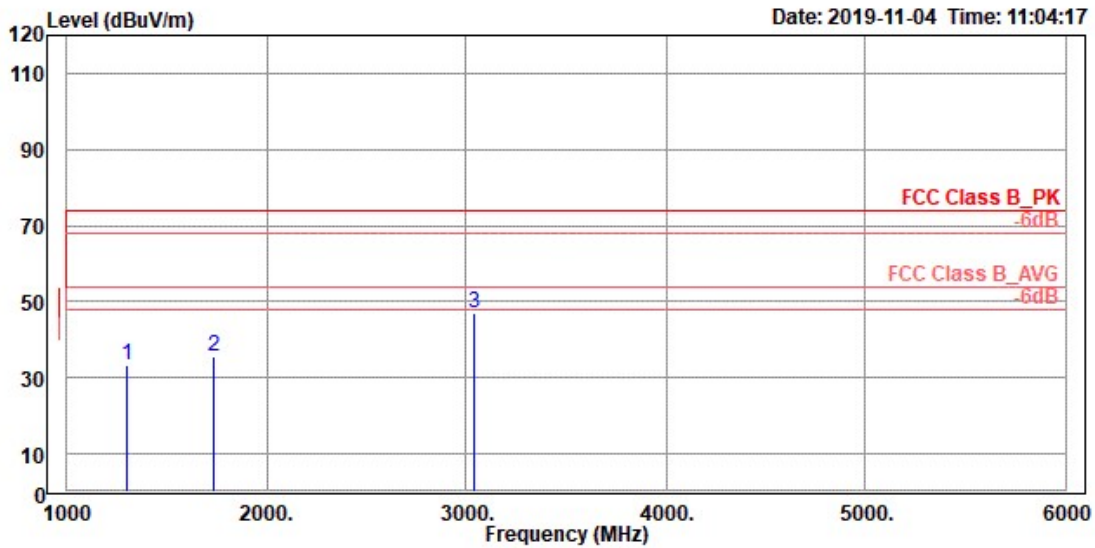
Site : 3m_Semi-Anechoic_Chamber(966_C)
 Condition : FCC Class B_PK vertical
 Test Engineer: Simon tsai
 Product : TPMS SENSOR
 Model NO : UNISENSOR1
 Mode : ASK_TX_315MHz
 Power setting: Default
 Test Rating : 3Vdc
 Tmp/Hum : 24°C/62.5%

	Freq	Level	Read Level	Factor	Limit Line	Over Limit	APos	TPos	Remark
	MHz	dBuV/m	dBuV	dB/m	dBuV/m	dB	cm	deg	
1	1260.000	32.45	51.33	-18.88	74.00	-41.55	400	252	Peak
2	1575.000	32.24	51.57	-19.33	74.00	-41.76	300	267	Peak
3	3150.000	42.39	54.98	-12.59	54.00	-11.61	102	246	Average
4	3150.000	49.49	62.08	-12.59	74.00	-24.51	102	246	Peak



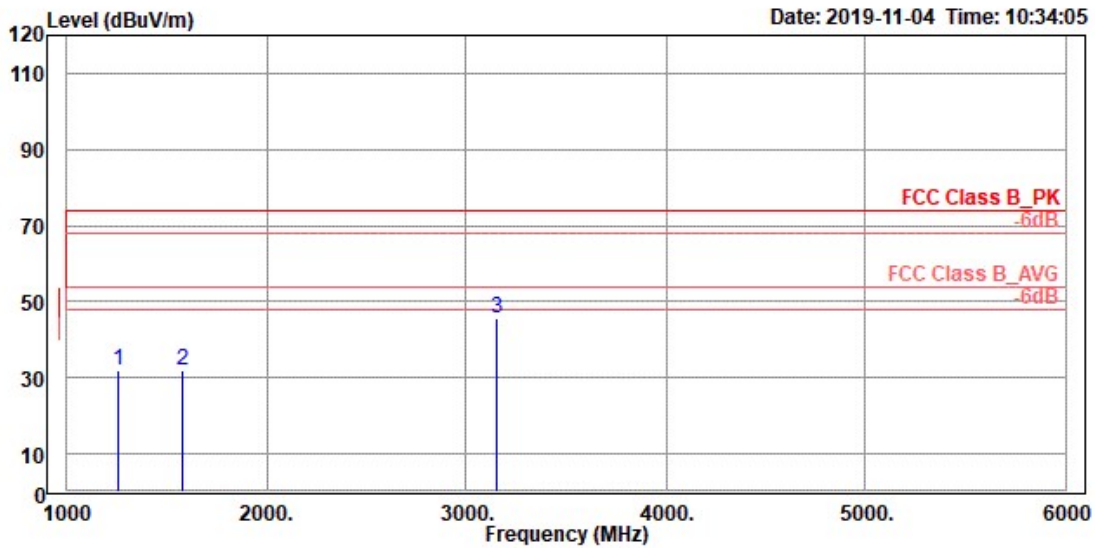
Site : 3m_Semi-Anechoic_Chamber(966_C)
 Condition : FCC Class B_PK horizontal
 Test Engineer: Simon tsai
 Product : TPMS SENSOR
 Model NO : UNISENSOR1
 Mode : ASK_TX_434MHz
 Power setting: Default
 Test Rating : 3Vdc
 Tmp/Hum : 24°C/62.5%

	Freq	Level	Read Level	Factor	Limit Line	Over Limit	APos	TPos	Remark
	MHz	dBuV/m	dBuV	dB/m	dBuV/m	dB	cm	deg	
1	1302.000	31.78	50.90	-19.12	74.00	-42.22	100	259	Peak
2	1736.000	32.92	50.31	-17.39	74.00	-41.08	100	316	Peak
3	3038.000	47.99	60.84	-12.85	74.00	-26.01	100	279	Peak



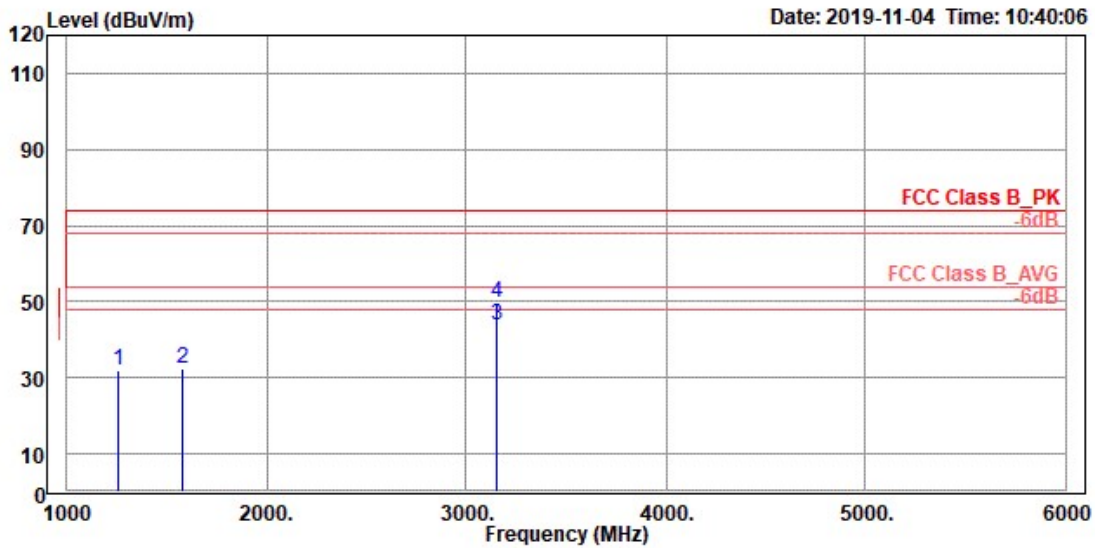
Site : 3m_Semi-Anechoic_Chamber(966_C)
 Condition : FCC Class B_PK vertical
 Test Engineer: Simon tsai
 Product : TPMS SENSOR
 Model NO : UNISENSOR1
 Mode : ASK_TX_434MHz
 Power setting: Default
 Test Rating : 3Vdc
 Tmp/Hum : 24°C/62.5%

	Freq	Level	Read Level	Factor	Limit Line	Over Limit	APos	TPos	Remark
	MHz	dBuV/m	dBuV	dB/m	dBuV/m	dB	cm	deg	
1	1302.000	33.11	52.23	-19.12	74.00	-40.89	300	265	Peak
2	1736.000	35.75	53.14	-17.39	74.00	-38.25	400	291	Peak
3	3038.000	46.99	59.84	-12.85	74.00	-27.01	105	242	Peak



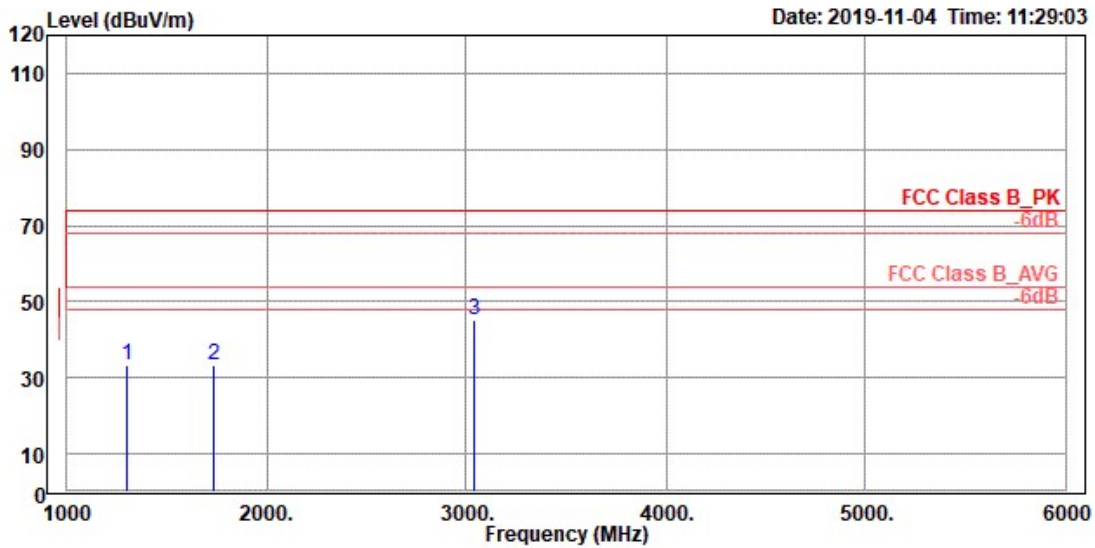
Site : 3m_Semi-Anechoic_Chamber(966_C)
 Condition : FCC Class B_PK horizontal
 Test Engineer: Simon tsai
 Product : TPMS SENSOR
 Model NO : UNISENSOR1
 Mode : FSK_TX_315MHz
 Power setting: Default
 Test Rating : 3Vdc
 Tmp/Hum : 24°C/62.5%

	Freq	Level	Read	Limit	Over	APos	TPos	Remark
	MHz	dBuV/m	Level	Factor	Line	Limit	cm	deg
			dBuV	dB/m	dBuV/m	dB		
1	1260.000	31.93	50.81	-18.88	74.00	-42.07	318	360 Peak
2	1575.000	31.83	51.16	-19.33	74.00	-42.17	400	196 Peak
3	3150.000	45.73	58.32	-12.59	74.00	-28.27	260	211 Peak



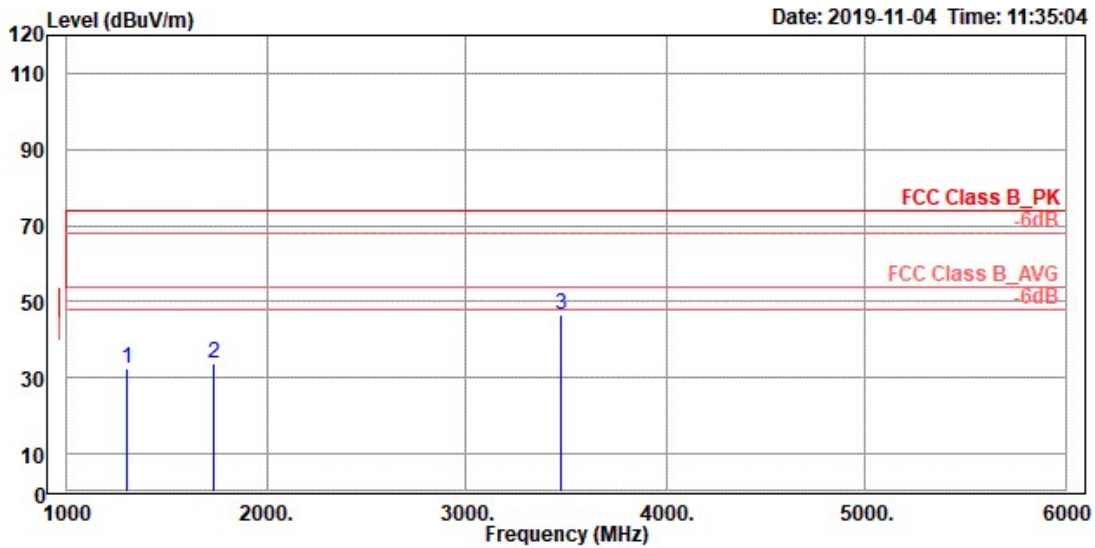
Site : 3m_Semi-Anechoic_Chamber(966_C)
 Condition : FCC Class B_PK vertical
 Test Engineer: Simon tsai
 Product : TPMS SENSOR
 Model NO : UNISENSOR1
 Mode : FSK_TX_315MHz
 Power setting: Default
 Test Rating : 3Vdc
 Tmp/Hum : 24°C/62.5%

	Freq	Level	Read Level	Factor	Limit Line	Over Limit	APos	TPos	Remark
	MHz	dBuV/m	dBuV	dB/m	dBuV/m	dB	cm	deg	
1	1260.000	31.86	50.74	-18.88	74.00	-42.14	400	289	Peak
2	1575.000	32.25	51.58	-19.33	74.00	-41.75	400	245	Peak
3	3150.000	43.85	56.44	-12.59	54.00	-10.15	100	246	Average
4	3150.000	49.61	62.20	-12.59	74.00	-24.39	100	246	Peak



Site : 3m_Semi-Anechoic_Chamber(966_C)
 Condition : FCC Class B_PK horizontal
 Test Engineer: Simon tsai
 Product : TPMS SENSOR
 Model NO : UNISENSOR1
 Mode : FSK_TX_434MHz
 Power setting: Default
 Test Rating : 3Vdc
 Temp/Hum : 24°C/62.5%

	Freq	Level	Read Level	Factor	Limit Line	Over Limit	APos	TPos	Remark
	MHz	dBuV/m	dBuV	dB/m	dBuV/m	dB	cm	deg	
1	1302.000	33.11	52.23	-19.12	74.00	-40.89	362	360	Peak
2	1736.000	33.41	50.80	-17.39	74.00	-40.59	301	360	Peak
3	3038.000	45.32	58.17	-12.85	74.00	-28.68	100	278	Peak



Site : 3m_Semi-Anechoic_Chamber(966_C)
 Condition : FCC Class B_PK vertical
 Test Engineer: Simon tsai
 Product : TPMS SENSOR
 Model NO : UNISENSOR1
 Mode : FSK_TX_434MHz
 Power setting: Default
 Test Rating : 3Vdc
 Temp/Hum : 24°C/62.5%

	Freq	Level	Read Level	Factor	Limit Line	Over Limit	APos	TPos	Remark
	MHz	dBuV/m	dBuV	dB/m	dBuV/m	dB	cm	deg	
1	1302.000	32.62	51.74	-19.12	74.00	-41.38	200	285	Peak
2	1736.000	33.93	51.32	-17.39	74.00	-40.07	100	259	Peak
3	3472.000	46.61	58.95	-12.34	74.00	-27.39	113	268	Peak