

FCC Test Report

(PART 27)

Report No.: RF180305C20-6

FCC ID: ZOQVT-410

Test Model: VT-410

Received Date: Mar. 05, 2018

Test Date: Apr. 18, 2018

Issued Date: May 07, 2018

Applicant: Verizon Connect.

Address: 2002 Summit Blvd, Suite 1800

Issued By: Bureau Veritas Consumer Products Services (H.K.) Ltd., Taoyuan Branch

Lab Address: No. 47-2, 14th Ling, Chia Pau Vil., Lin Kou Dist., New Taipei City, Taiwan
(R.O.C)

Test Location (1): No. 19, Hwa Ya 2nd Rd, Wen Hwa Tsuen, Kwei Shan Hsiang, Taoyuan
Hsien 333, Taiwan, R.O.C.

Test Location (2): No.215, Sec. 3, Beixin Rd., Xindian Dist., New Taipei City 231, Taiwan,
R.O.C

**FCC Registration /
Designation Number:** 427177 / TW0011



This report is for your exclusive use. Any copying or replication of this report to or for any other person or entity, or use of our name or trademark, is permitted only with our prior written permission. This report sets forth our findings solely with respect to the test samples identified herein. The results set forth in this report are not indicative or representative of the quality or characteristics of the lot from which a test sample was taken or any similar or identical product unless specifically and expressly noted. Our report includes all of the tests requested by you and the results thereof based upon the information that you provided to us. You have 60 days from date of issuance of this report to notify us of any material error or omission caused by our negligence, provided, however, that such notice shall be in writing and shall specifically address the issue you wish to raise. A failure to raise such issue within the prescribed time shall constitute your unqualified acceptance of the completeness of this report, the tests conducted and the correctness of the report contents. Unless specific mention, the uncertainty of measurement has been explicitly taken into account to declare the compliance or non-compliance to the specification. The report must not be used by the client to claim product certification, approval, or endorsement by TAF or any government agency

Table of Contents

Release Control Record	3
1 Certificate of Conformity	4
2 Summary of Test Results	5
2.1 Measurement Uncertainty	7
2.2 Test Site and Instruments	8
3 General Information	10
3.1 General Description of EUT	10
3.2 Configuration of System under Test	12
3.2.1 Description of Support Units	12
3.3 Test Mode Applicability and Tested Channel Detail	13
3.4 EUT Operating Conditions	18
3.5 General Description of Applied Standards	18
4 Test Types and Results	19
4.1 Output Power Measurement	19
4.1.1 Limits of Output Power Measurement	19
4.1.2 Test Procedures	19
4.1.3 Test Setup	20
4.1.4 Test Results	21
4.2 Frequency Stability Measurement	32
4.2.1 Limits of Frequency Stability Measurement	32
4.2.2 Test Procedure	32
4.2.3 Test Setup	32
4.2.4 Test Results	33
4.3 Occupied Bandwidth Measurement	47
4.3.1 Limits of Occupied Bandwidth Measurement	47
4.3.2 Test Procedure	47
4.3.3 Test Setup	47
4.3.4 Test Result	48
4.4 Band Edge Measurement	55
4.4.1 Limits of Band Edge Measurement	55
4.4.2 Test Setup	55
4.4.3 Test Procedures	55
4.4.4 Test Results	56
4.5 Peak to Average Ratio	72
4.5.1 Limits of Peak to Average Ratio Measurement	72
4.5.2 Test Setup	72
4.5.3 Test Procedures	72
4.5.4 Test Results	73
4.6 Conducted Spurious Emissions	80
4.6.1 Limits of Conducted Spurious Emissions Measurement	80
4.6.2 Test Setup	80
4.6.3 Test Procedure	80
4.6.4 Test Results	81
4.7 Radiated Emission Measurement	107
4.7.1 Limits of Radiated Emission Measurement	107
4.7.2 Test Procedure	107
4.7.3 Deviation from Test Standard	107
4.7.4 Test Setup	108
4.7.5 Test Results	109
5 Pictures of Test Arrangements	165
Appendix – Information on the Testing Laboratories	166

Release Control Record

Issue No.	Description	Date Issued
RF180305C20-6	Original Release	May 07, 2018

1 Certificate of Conformity

Product: OBD2 LTE/3G/GPS/WIFI/BT tracker

Brand: Verizon Telematics Inc.

Test Model: VT-410

Sample Status: Production Unit


Applicant: Verizon Connect.

Test Date: Apr. 18, 2018

Standards: FCC Part 27, Subpart C, L

The above equipment has been tested by **Bureau Veritas Consumer Products Services (H.K.) Ltd., Taoyuan Branch**, and found compliance with the requirement of the above standards. The test record, data evaluation & Equipment Under Test (EUT) configurations represented herein are true and accurate accounts of the measurements of the sample's RF characteristics under the conditions specified in this report.

Prepared by :



Date:

May 07, 2018

Rona Chen / Specialist

Approved by :



Date:

May 07, 2018

Dylan Chiou / Project Engineer

2 Summary of Test Results

Applied Standard: FCC Part 27 & Part 2 (LTE 4)			
FCC Clause	Test Item	Result	Remarks
2.1046 27.50(d)(4)	Maximum Peak Output Power	Pass	Meet the requirement of limit.
2.1055 27.54	Frequency Stability	Pass	Meet the requirement of limit.
2.1049 27.53(h)	Occupied Bandwidth	Pass	Meet the requirement of limit.
27.50(d)(5)	Peak to Average Ratio	Pass	Meet the requirement of limit.
27.53(h)	Band Edge Measurements	Pass	Meet the requirement of limit.
2.1051 27.53(h)	Conducted Spurious Emissions	Pass	Meet the requirement of limit.
2.1053 27.53(h)	Radiated Spurious Emissions	Pass	Meet the requirement of limit. Minimum passing margin is -25.00 dB at 5197.50 MHz.

Applied Standard: FCC Part 27 & Part 2 (LTE 12)			
FCC Clause	Test Item	Result	Remarks
2.1046 27.50(c)(10)	Maximum Peak Output Power	Pass	Meet the requirement of limit.
2.1055 27.54	Frequency Stability	Pass	Meet the requirement of limit.
2.1049 27.53(g)	Occupied Bandwidth	Pass	Meet the requirement of limit.
27.50(d)(5)	Peak to Average Ratio	Pass	Meet the requirement of limit.
27.53(g)	Band Edge Measurements	Pass	Meet the requirement of limit.
2.1051 27.53(g)	Conducted Spurious Emissions	Pass	Meet the requirement of limit.
2.1053 27.53(g)	Radiated Spurious Emissions	Pass	Meet the requirement of limit. Minimum passing margin is -25.26 dB at 2133.00 MHz.

Applied Standard: FCC Part 27 & Part 2 (LTE 13)

FCC Clause	Test Item	Result	Remarks
2.1046 27.50(b)(10)	Maximum Peak Output Power	Pass	Meet the requirement of limit.
2.1055 27.54	Frequency Stability	Pass	Meet the requirement of limit.
2.1049 27.53(g)	Occupied Bandwidth	Pass	Meet the requirement of limit.
27.50(d)(5)	Peak to Average Ratio	Pass	Meet the requirement of limit.
27.53(g)	Band Edge Measurements	Pass	Meet the requirement of limit.
2.1051 27.53(g)	Conducted Spurious Emissions	Pass	Meet the requirement of limit.
2.1053 27.53(g)(f)	Radiated Spurious Emissions	Pass	Meet the requirement of limit. Minimum passing margin is -11.90 dB at 1564.00 MHz.

Applied Standard: FCC Part 27 & Part 2 (LTE 17)

FCC Clause	Test Item	Result	Remarks
2.1046 27.50(c)(10)	Maximum Peak Output Power	Pass	Meet the requirement of limit.
2.1055 27.54	Frequency Stability	Pass	Meet the requirement of limit.
2.1049 27.53(g)	Occupied Bandwidth	Pass	Meet the requirement of limit.
27.50(d)(5)	Peak to Average Ratio	Pass	Meet the requirement of limit.
27.53(g)	Band Edge Measurements	Pass	Meet the requirement of limit.
2.1051 27.53(g)	Conducted Spurious Emissions	Pass	Meet the requirement of limit.
2.1053 27.53(g)	Radiated Spurious Emissions	Pass	Meet the requirement of limit. Minimum passing margin is -25.76 dB at 2133.00 MHz.

2.1 Measurement Uncertainty

Where relevant, the following measurement uncertainty levels have been estimated for tests performed on the EUT as specified in CISPR 16-4-2:

Measurement	Frequency	Expanded Uncertainty (k=2) (\pm)
Conducted Emissions at mains ports	150 kHz ~ 30 MHz	2.44 dB
Radiated Emissions up to 1 GHz	30 MHz ~ 200 MHz	2.0153 dB
	200 MHz ~ 1000 MHz	2.0224 dB
Radiated Emissions above 1 GHz	1 GHz ~ 18 GHz	1.0121 dB
	18 GHz ~ 40 GHz	1.1508 dB

2.2 Test Site and Instruments

Description & Manufacturer	Model No.	Serial No.	Date of Calibration	Due Date of Calibration
Test Receiver Agilent Technologies	N9038A	MY52260177	Jul. 05, 2017	Jul. 04, 2018
Spectrum Analyzer ROHDE & SCHWARZ	FSU43	101261	Jan. 11, 2018	Jan. 10, 2019
Double Ridge Guide Horn Antenna EMCO	3115	5619	Nov. 30, 2017	Nov. 29, 2018
BILOG Antenna SCHWARZBECK	VULB 9168	9168-153	Dec. 06, 2017	Dec. 05, 2018
Fixed Attenuator Mini-Circuits	BW-N10W5+	NA	Jul. 07, 2017	Jul. 06, 2018
MXG Vector signal generator Agilent	N5182B	MY53050430	Oct. 24, 2017	Oct. 23, 2018
Preamplifier Agilent	310N	187226	Jun. 23, 2017	Jun. 22, 2018
Preamplifier Agilent	83017A	MY39501357	Jun. 23, 2017	Jun. 22, 2018
RF signal cable ETS-LINDGREN	5D-FB	Cable-CH1-01(R FC-SMS-100-SM S-120+RFC-SMS -100-SMS-400)	Jun. 26, 2017	Jun. 25, 2018
RF signal cable ETS-LINDGREN	8D-FB	Cable-CH1-02(R FC-SMS-100-SM S-24)	Jun. 26, 2017	Jun. 25, 2018
HORN Antenna Schwarzbeck	BBHA 9120D	9120D-969	Dec. 12, 2017	Dec. 11, 2018
Boresight Antenna Fixture	FBA-01	FBA-SIP01	NA	NA
Software BV ADT	E3 8.130425b	NA	NA	NA
Antenna Tower MF	NA	NA	NA	NA
Turn Table MF	NA	NA	NA	NA
Antenna Tower & Turn Table Controller MF	MF-7802	NA	NA	NA
Radio Communication Analyzer Anritsu	MT8820C	6201010284	Dec. 28, 2017	Dec. 27, 2018
Temperature & Humidity Chamber	GTH-120-40-CP-A R	MAA1306-019	Sep. 08, 2017	Sep. 07, 2018
DC Power Supply Topward	33010D	807748	Oct. 25, 2016	Oct. 24, 2018
Digital Multimeter Fluke	87-III	70360742	Jun. 30, 2017	Jun. 29, 2018

- Note:
1. The calibration interval of the above test instruments is 12 / 24 months and the calibrations are traceable to NML/ROC and NIST/USA.
 2. The test was performed in HsinTien Chamber 1.
 3. The horn antenna and preamplifier (model: 83017A) are used only for the measurement of emission frequency above 1 GHz if tested.
 4. The IC Site Registration No. is IC7450I-1.



3 General Information

3.1 General Description of EUT

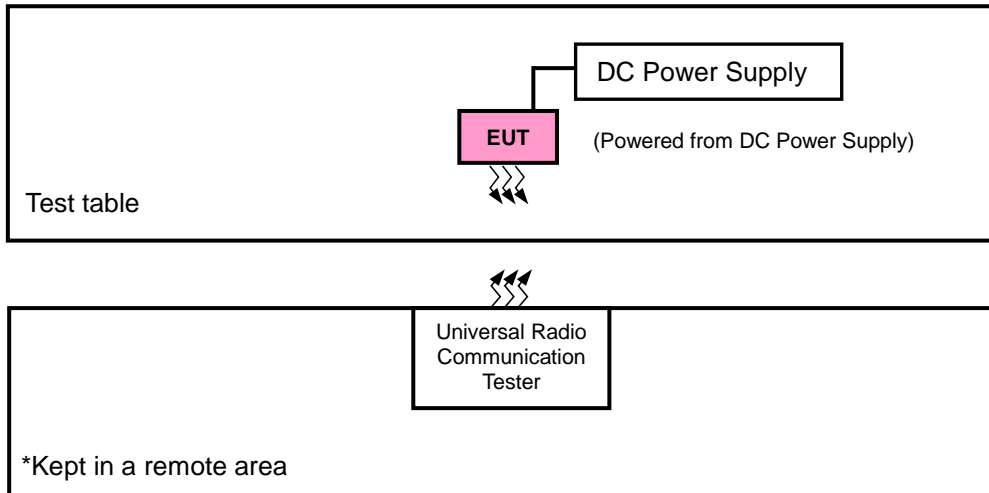
Product	OBD2 LTE/3G/GPS/WIFI/BT tracker	
Brand	Verizon Telematics Inc.	
Test Model	VT-410	
Status of EUT	Production Unit	
Power Supply Rating	12 Vdc (DC power supply)	
Modulation Type	LTE	QPSK, 16QAM
Frequency Range	LTE Band 4 (Channel Bandwidth: 1.4 MHz)	1710.7 ~ 1754.3 MHz
	LTE Band 4 (Channel Bandwidth: 3 MHz)	1711.5 ~ 1753.5 MHz
	LTE Band 4 (Channel Bandwidth: 5 MHz)	1712.5 ~ 1752.5 MHz
	LTE Band 4 (Channel Bandwidth: 10 MHz)	1715.0 ~ 1750.0 MHz
	LTE Band 4 (Channel Bandwidth: 15 MHz)	1717.5 ~ 1747.5 MHz
	LTE Band 4 (Channel Bandwidth: 20 MHz)	1720.0 ~ 1745.0 MHz
	LTE Band 12 (Channel Bandwidth: 1.4 MHz)	699.7 ~ 715.3 MHz
	LTE Band 12 (Channel Bandwidth: 3 MHz)	700.5 ~ 714.5 MHz
	LTE Band 12 (Channel Bandwidth: 5 MHz)	701.5 ~ 713.5 MHz
	LTE Band 12 (Channel Bandwidth: 10 MHz)	704.0 ~ 711.0 MHz
	LTE Band 13 (Channel Bandwidth: 5 MHz)	779.5 ~ 784.5 MHz
	LTE Band 13 (Channel Bandwidth: 10 MHz)	782.0 MHz
	LTE Band 17 (Channel Bandwidth: 5 MHz)	706.5 ~ 713.5 MHz
	LTE Band 17 (Channel Bandwidth: 10 MHz)	709.0 ~ 711.0 MHz
Emission Designator	LTE Band 4 (Channel Bandwidth: 1.4 MHz)	1M09W7D
	LTE Band 4 (Channel Bandwidth: 3 MHz)	2M70G7D
	LTE Band 4 (Channel Bandwidth: 5 MHz)	4M50W7D
	LTE Band 4 (Channel Bandwidth: 10 MHz)	8M97W7D
	LTE Band 4 (Channel Bandwidth: 15 MHz)	13M44W7D
	LTE Band 4 (Channel Bandwidth: 20 MHz)	17M94W7D
	LTE Band 12 (Channel Bandwidth: 1.4 MHz)	1M09W7D
	LTE Band 12 (Channel Bandwidth: 3 MHz)	2M70G7D
	LTE Band 12 (Channel Bandwidth: 5 MHz)	4M50W7D
	LTE Band 12 (Channel Bandwidth: 10 MHz)	8M98G7D
	LTE Band 13 (Channel Bandwidth: 5 MHz)	4M49W7D
	LTE Band 13 (Channel Bandwidth: 10 MHz)	8M95G7D
	LTE Band 17 (Channel Bandwidth: 5 MHz)	4M50G7D
	LTE Band 17 (Channel Bandwidth: 10 MHz)	8M98W7D
Max. ERP Power	LTE Band 12 (Channel Bandwidth: 1.4 MHz)	71.47 mW
	LTE Band 12 (Channel Bandwidth: 3 MHz)	72.13 mW
	LTE Band 12 (Channel Bandwidth: 5 MHz)	72.79 mW
	LTE Band 12 (Channel Bandwidth: 10 MHz)	73.42 mW
	LTE Band 13 (Channel Bandwidth: 5 MHz)	51.30 mW
	LTE Band 13 (Channel Bandwidth: 10 MHz)	51.61 mW
	LTE Band 17 (Channel Bandwidth: 5 MHz)	71.93 mW
	LTE Band 17 (Channel Bandwidth: 10 MHz)	72.56 mW

Max. EIRP Power	LTE Band 4 (Channel Bandwidth: 1.4 MHz)	155.85 mW
	LTE Band 4 (Channel Bandwidth: 3 MHz)	157.29 mW
	LTE Band 4 (Channel Bandwidth: 5 MHz)	159.11 mW
	LTE Band 4 (Channel Bandwidth: 10 MHz)	161.32 mW
	LTE Band 4 (Channel Bandwidth: 15 MHz)	162.82 mW
	LTE Band 4 (Channel Bandwidth: 20 MHz)	164.70 mW
Antenna Type	Metal antenna	
Antenna Gain	LTE Band 4	1.1 dBi
	LTE Band 12	1.3 dBi
	LTE Band 13	2.2 dBi
	LTE Band 17	1.3 dBi
Accessory Device	N/A	
Data Cable Supplied	N/A	

Note:

1. The above EUT information is declared by manufacturer and for more detailed features description, please refer to the manufacturer's specifications or user's manual.

3.2 Configuration of System under Test



3.2.1 Description of Support Units

The EUT has been tested as an independent unit together with other necessary accessories or support units. The following support units or accessories were used to form a representative test configuration during the tests.

No.	Product	Brand	Model No.	Serial No.	FCC ID
1.	DC Power Supply	Topward	33010D	807748	N/A

No.	Signal Cable Description Of The Above Support Units
1.	N/A

Note:

1. All power cords of the above support units are non-shielded (1.8m).

3.3 Test Mode Applicability and Tested Channel Detail

Pre-Scan has been conducted to determine the worst-case mode from all possible combinations between available modulations, data rates, XYZ axis, and antenna ports

The worst case was found when positioned as the table below. Following channel(s) was (were) selected for the final test as listed below:

Band	ERP / EIRP	Radiated Emission
LTE Band 4	X-plane	X-axis
LTE Band 12	X-plane	X-axis
LTE Band 13	X-plane	X-axis
LTE Band 17	X-plane	X-axis

LTE Band 4

EUT Configure Mode	Test Item	Available Channel	Tested Channel	Channel Bandwidth	Modulation	Mode
-	EIRP	19957 to 20393	19957, 20175, 20393	1.4 MHz	QPSK, 16QAM	1 RB / 5 RB Offset
		19965 to 20385	19965, 20175, 20385	3 MHz	QPSK, 16QAM	1 RB / 14 RB Offset
		19975 to 20375	19975, 20175, 20375	5 MHz	QPSK, 16QAM	1 RB / 24 RB Offset
		20000 to 20350	20000, 20175, 20350	10 MHz	QPSK, 16QAM	1 RB / 49 RB Offset
		20025 to 20325	20025, 20175, 20325	15 MHz	QPSK, 16QAM	1 RB / 74 RB Offset
		20050 to 20300	20050, 20175, 20300	20 MHz	QPSK, 16QAM	1 RB / 99 RB Offset
-	Frequency Stability	19957 to 20393	19957, 20393	1.4 MHz	QPSK	1 RB / 5 RB Offset
		19965 to 20385	19965, 20385	3 MHz	QPSK	1 RB / 14 RB Offset
		19975 to 20375	19975, 20375	5 MHz	QPSK	1 RB / 24 RB Offset
		20000 to 20350	20000, 20350	10 MHz	QPSK	1 RB / 49 RB Offset
		20025 to 20325	20025, 20325	15 MHz	QPSK	1 RB / 74 RB Offset
		20050 to 20300	20050, 20300	20 MHz	QPSK	1 RB / 99 RB Offset
-	Occupied Bandwidth	19957 to 20393	19957, 20175, 20393	1.4 MHz	QPSK, 16QAM	6 RB / 0 RB Offset
		19965 to 20385	19965, 20175, 20385	3 MHz	QPSK, 16QAM	15 RB / 0 RB Offset
		19975 to 20375	19975, 20175, 20375	5 MHz	QPSK, 16QAM	25 RB / 0 RB Offset
		20000 to 20350	20000, 20175, 20350	10 MHz	QPSK, 16QAM	50 RB / 0 RB Offset
		20025 to 20325	20025, 20175, 20325	15 MHz	QPSK, 16QAM	75 RB / 0 RB Offset
		20050 to 20300	20050, 20175, 20300	20 MHz	QPSK, 16QAM	100 RB / 0 RB Offset
-	Peak to Average Ratio	19957 to 20393	19957, 20175, 20393	1.4 MHz	QPSK, 16QAM	1 RB / 2 RB Offset
		19965 to 20385	19965, 20175, 20385	3 MHz	QPSK, 16QAM	1 RB / 7 RB Offset
		19975 to 20375	19975, 20175, 20375	5 MHz	QPSK, 16QAM	12 RB / 0 RB Offset
		20000 to 20350	20000, 20175, 20350	10 MHz	QPSK, 16QAM	1 RB / 24 RB Offset
		20025 to 20325	20025, 20175, 20325	15 MHz	QPSK, 16QAM	36 RB / 0 RB Offset
		20050 to 20300	20050, 20175, 20300	20 MHz	QPSK, 16QAM	50 RB / 0 RB Offset

EUT Configure Mode	Test Item	Available Channel	Tested Channel	Channel Bandwidth	Modulation	Mode		
-	Band Edge	19957 to 20393	19957	1.4 MHz	QPSK	1 RB / 0 RB Offset 6 RB / 0 RB Offset		
			20393	1.4 MHz	QPSK	1 RB / 5 RB Offset 6 RB / 0 RB Offset		
		19965 to 20385	19965	3 MHz	QPSK	1 RB / 0 RB Offset 15 RB / 0 RB Offset		
			20385	3 MHz	QPSK	1 RB / 14 RB Offset 15 RB / 0 RB Offset		
		19975 to 20375	19975	19975	5 MHz	QPSK	1 RB / 0 RB Offset 25 RB / 0 RB Offset	
				20375	5 MHz	QPSK	1 RB / 24 RB Offset 25 RB / 0 RB Offset	
			20000 to 20350	20000	10 MHz	QPSK	1 RB / 0 RB Offset 50 RB / 0 RB Offset	
		20350		10 MHz	QPSK	1 RB / 49 RB Offset 50 RB / 0 RB Offset		
		20025 to 20325	20025	15 MHz	QPSK	1 RB / 0 RB Offset 75 RB / 0 RB Offset		
			20325	15 MHz	QPSK	1 RB / 74 RB Offset 75 RB / 0 RB Offset		
		20050 to 20300	20050	20 MHz	QPSK	1 RB / 0 RB Offset 100 RB / 0 RB Offset		
			20300	20 MHz	QPSK	1 RB / 99 RB Offset 100 RB / 0 RB Offset		
		-	Conducted Emission	19957 to 20393	19957, 20175, 20393	1.4 MHz	QPSK	1 RB / 2 RB Offset
				19965 to 20385	19965, 20175, 20385	3 MHz	QPSK	1 RB / 7 RB Offset
				19975 to 20375	19975, 20175, 20375	5 MHz	QPSK	12 RB / 0 RB Offset
				20000 to 20350	20000, 20175, 20350	10 MHz	QPSK	50 RB / 0 RB Offset
				20025 to 20325	20025, 20175, 20325	15 MHz	QPSK	36 RB / 0 RB Offset
				20050 to 20300	20050, 20175, 20300	20 MHz	QPSK	50 RB / 0 RB Offset
-	Radiated Emission	19957 to 20393	19957, 20175, 20393	1.4 MHz	QPSK	1 RB / 2 RB Offset		
		19975 to 20375	19975, 20175, 20375	5 MHz	QPSK	12 RB / 0 RB Offset		
		20050 to 20300	20050, 20175, 20300	20 MHz	QPSK	50 RB / 0 RB Offset		

Note: This device was tested under all bandwidths, RB configurations and modulations. The worst case was found in QPSK modulation.

LTE Band 12

EUT Configure Mode	Test Item	Available Channel	Tested Channel	Channel Bandwidth	Modulation	Mode		
-	ERP	23017 to 23173	23017, 23095, 23173	1.4 MHz	QPSK, 16QAM	1 RB / 2 RB Offset		
		23025 to 23165	23025, 23095, 23165	3 MHz	QPSK, 16QAM	1 RB / 7 RB Offset		
		23035 to 23155	23035, 23095, 23155	5 MHz	QPSK, 16QAM	1 RB / 12 RB Offset		
		23060 to 23130	23060, 23095, 23130	10 MHz	QPSK, 16QAM	1 RB / 24 RB Offset		
-	Frequency Stability	23017 to 23173	23017, 23173	1.4 MHz	QPSK	1 RB / 2 RB Offset		
		23025 to 23165	23025, 23165	3 MHz	QPSK	1 RB / 7 RB Offset		
		23035 to 23155	23035, 23155	5 MHz	QPSK	1 RB / 12 RB Offset		
		23060 to 23130	23060, 23130	10 MHz	QPSK	1 RB / 24 RB Offset		
-	Occupied Bandwidth	23017 to 23173	23017, 23095, 23173	1.4 MHz	QPSK, 16QAM	6 RB / 0 RB Offset		
		23025 to 23165	23025, 23095, 23165	3 MHz	QPSK, 16QAM	15 RB / 0 RB Offset		
		23035 to 23155	23035, 23095, 23155	5 MHz	QPSK, 16QAM	25 RB / 0 RB Offset		
		23060 to 23130	23060, 23095, 23130	10 MHz	QPSK, 16QAM	50 RB / 0 RB Offset		
-	Peak to Average Ratio	23017 to 23173	23017, 23095, 23173	1.4 MHz	QPSK, 16QAM	1 RB / 0 RB Offset		
		23025 to 23165	23025, 23095, 23165	3 MHz	QPSK, 16QAM	1 RB / 0 RB Offset		
		23035 to 23155	23035, 23095, 23155	5 MHz	QPSK, 16QAM	1 RB / 0 RB Offset		
		23060 to 23130	23060, 23095, 23130	10 MHz	QPSK, 16QAM	1 RB / 0 RB Offset		
-	Band Edge	23017 to 23173	23017	1.4 MHz	QPSK	1 RB / 0 RB Offset 6 RB / 0 RB Offset		
			23173	1.4 MHz	QPSK	1 RB / 5 RB Offset 6 RB / 0 RB Offset		
		23025 to 23165	23025	3 MHz	QPSK	1 RB / 0 RB Offset 15 RB / 0 RB Offset		
			23165	3 MHz	QPSK	1 RB / 14 RB Offset 15 RB / 0 RB Offset		
		23035 to 23155	23035	5 MHz	QPSK	1 RB / 0 RB Offset 25 RB / 0 RB Offset		
			23155	5 MHz	QPSK	1 RB / 24 RB Offset 25 RB / 0 RB Offset		
		23060 to 23130	23060	10 MHz	QPSK	1 RB / 0 RB Offset 50 RB / 0 RB Offset		
			23130	10 MHz	QPSK	1 RB / 49 RB Offset 50 RB / 0 RB Offset		
		-	Conducted Emission	23017 to 23173	23017, 23095, 23173	1.4 MHz	QPSK	1 RB / 0 RB Offset
				23025 to 23165	23025, 23095, 23165	3 MHz	QPSK	1 RB / 0 RB Offset
				23035 to 23155	23035, 23095, 23155	5 MHz	QPSK	1 RB / 0 RB Offset
				23060 to 23130	23060, 23095, 23130	10 MHz	QPSK	1 RB / 0 RB Offset
-	Radiated Emission	23017 to 23173	23017, 23095, 23173	1.4 MHz	QPSK	1 RB / 0 RB Offset		
		23035 to 23155	23035, 23095, 23155	5 MHz	QPSK	1 RB / 0 RB Offset		
		23060 to 23130	23060, 23095, 23130	10 MHz	QPSK	1 RB / 0 RB Offset		

Note: This device was tested under all bandwidths, RB configurations and modulations. The worst case was found in QPSK modulation.

LTE Band 13

EUT Configure Mode	Test Item	Available Channel	Tested Channel	Channel Bandwidth	Modulation	Mode
-	ERP	23205 to 23255	23205, 23230, 23255	5 MHz	QPSK, 16QAM	1 RB / 0 RB Offset
		23230	23230	10 MHz	QPSK, 16QAM	1 RB / 24 RB Offset
-	Frequency Stability	23205 to 23255	23205, 23255	5 MHz	QPSK	1 RB / 0 RB Offset
		23230	23230	10 MHz	QPSK	1 RB / 24 RB Offset
-	Occupied Bandwidth	23205 to 23255	23205, 23230, 23255	5 MHz	QPSK, 16QAM	25 RB / 0 RB Offset
		23230	23230	10 MHz	QPSK, 16QAM	50 RB / 0 RB Offset
-	Peak to Average Ratio	23205 to 23255	23205, 23230, 23255	5 MHz	QPSK, 16QAM	1 RB / 0 RB Offset
		23230	23230	10 MHz	QPSK, 16QAM	1 RB / 0 RB Offset
-	Band Edge	23205 to 23255	23205	5 MHz	QPSK	1 RB / 0 RB Offset
			23255	5 MHz	QPSK	25 RB / 0 RB Offset
		23230	23230	10 MHz	QPSK	1 RB / 24 RB Offset
			23230	10 MHz	QPSK	25 RB / 0 RB Offset
			23230	10 MHz	QPSK	1 RB / 0 RB Offset
			23230	10 MHz	QPSK	50 RB / 0 RB Offset
-	Conducted Emission	23205 to 23255	23205, 23230, 23255	5 MHz	QPSK	1 RB / 0 RB Offset
		23230	23230	10 MHz	QPSK	1 RB / 0 RB Offset
-	Radiated Emission	23205 to 23255	23205, 23230, 23255	5 MHz	QPSK	1 RB / 0 RB Offset
		23230	23230	10 MHz	QPSK	1 RB / 0 RB Offset

Note: This device was tested under all bandwidths, RB configurations and modulations. The worst case was found in QPSK modulation.

LTE Band 17

EUT Configure Mode	Test Item	Available Channel	Tested Channel	Channel Bandwidth	Modulation	Mode
-	ERP	23755 to 23825	23755, 23790, 23825	5 MHz	QPSK, 16QAM	1 RB / 12 RB Offset
		23780 to 23800	23780, 23790, 23800	10 MHz	QPSK, 16QAM	1 RB / 24 RB Offset
-	Frequency Stability	23755 to 23825	23755, 23825	5 MHz	QPSK	1 RB / 12 RB Offset
		23780 to 23800	23780, 23800	10 MHz	QPSK	1 RB / 24 RB Offset
-	Occupied Bandwidth	23755 to 23825	23755, 23790, 23825	5 MHz	QPSK, 16QAM	25 RB / 0 RB Offset
		23780 to 23800	23780, 23790, 23800	10 MHz	QPSK, 16QAM	50 RB / 0 RB Offset
-	Peak to Average Ratio	23755 to 23825	23755, 23790, 23825	5 MHz	QPSK, 16QAM	1 RB / 12 RB Offset
		23780 to 23800	23780, 23790, 23800	10 MHz	QPSK, 16QAM	1 RB / 24 RB Offset
-	Band Edge	23755 to 23825	23755	5 MHz	QPSK	1 RB / 0 RB Offset
			23825	5 MHz	QPSK	25 RB / 0 RB Offset
		23780 to 23800	23780	10 MHz	QPSK	1 RB / 24 RB Offset
			23800	10 MHz	QPSK	25 RB / 0 RB Offset
						1 RB / 0 RB Offset
						50 RB / 0 RB Offset
-	Conducted Emission	23755 to 23825	23755, 23790, 23825	5 MHz	QPSK	1 RB / 12 RB Offset
		23780 to 23800	23780, 23790, 23800	10 MHz	QPSK	1 RB / 24 RB Offset
-	Radiated Emission	23755 to 23825	23755, 23790, 23825	5 MHz	QPSK	1 RB / 12 RB Offset
		23780 to 23800	23780, 23790, 23800	10 MHz	QPSK	1 RB / 24 RB Offset

Note: This device was tested under all bandwidths, RB configurations and modulations. The worst case was found in QPSK modulation.

Test Condition:

Test Item	Environmental Conditions	Input Power	Tested By
EIRP	26 deg. C, 58 % RH	12.0 Vdc	Karl Lee
Frequency Stability	26 deg. C, 58 % RH	12.0 Vdc	Carlos Chen
Occupied Bandwidth	26 deg. C, 58 % RH	12.0 Vdc	Carlos Chen
Band Edge	26 deg. C, 58 % RH	12.0 Vdc	Carlos Chen
Peak to Average Ratio	26 deg. C, 58 % RH	12.0 Vdc	Carlos Chen
Conducted Emission	26 deg. C, 58 % RH	12.0 Vdc	Carlos Chen
Radiated Emission	25 deg. C, 65 % RH	12.0 Vdc	Karl Lee

3.4 EUT Operating Conditions

The EUT makes a call to the communication simulator. The communication simulator station system controlled a EUT to export maximum output power under transmission mode and specific channel frequency

3.5 General Description of Applied Standards

The EUT is a RF Product. According to the specifications of the manufacturer, it must comply with the requirements of the following standards:

FCC 47 CFR Part 2

FCC 47 CFR Part 27

KDB 971168 D01 Power Meas License Digital Systems v02r02

ANSI/TIA/EIA-603-E 2016

ANSI 63.26-2015

Note: All test items have been performed and recorded as per the above standards.

4 Test Types and Results

4.1 Output Power Measurement

4.1.1 Limits of Output Power Measurement

Fixed, mobile, and portable (hand-held) stations operating in the 1710–1755 MHz band are limited to 1 watt EIRP.

Portable stations (hand-held devices) operating in the 704-716 MHz band are limited to 3 watts ERP

4.1.2 Test Procedures

EIRP / ERP Measurement:

- a. All measurements were done at low, middle and high operational frequency range. RBW and VBW is 5 MHz for WCDMA and 10 MHz for LTE mode.
- b. Substitution method is used for E.I.R.P measurement. In the semi-anechoic chamber, EUT placed on the 0.8 m (below or equal 1 GHz) and/or 1.5 m (above 1 GHz) height of Turn Table, rotated the table around 360 degrees to search the maximum radiation power and receiver antenna shall be rotated vertical and horizontal polarization and moved height from 1 m to 4 m to find the maximum polar radiated power. The “Read Value” is the spectrum reading the maximum power value.
- c. The substitution horn antenna is substituted for EUT at the same position and signals generator export the CW signal to the substitution antenna via a tx cable. Rotated the Turn Table and moved receiving antenna to find the maximum radiation power. Adjust output power level of S.G to get a Value of spectrum reading equal to “Read Value” of step b. Record the power level of S.G.
- d. $EIRP = \text{Output power level of S.G} - \text{TX cable loss} + \text{Antenna gain of substitution horn}$. E.R.P power can be calculated form E.I.R.P power by subtracting the gain of dipole, $E.R.P \text{ power} = E.I.P.R \text{ power} - 2.15 \text{ dBi}$.

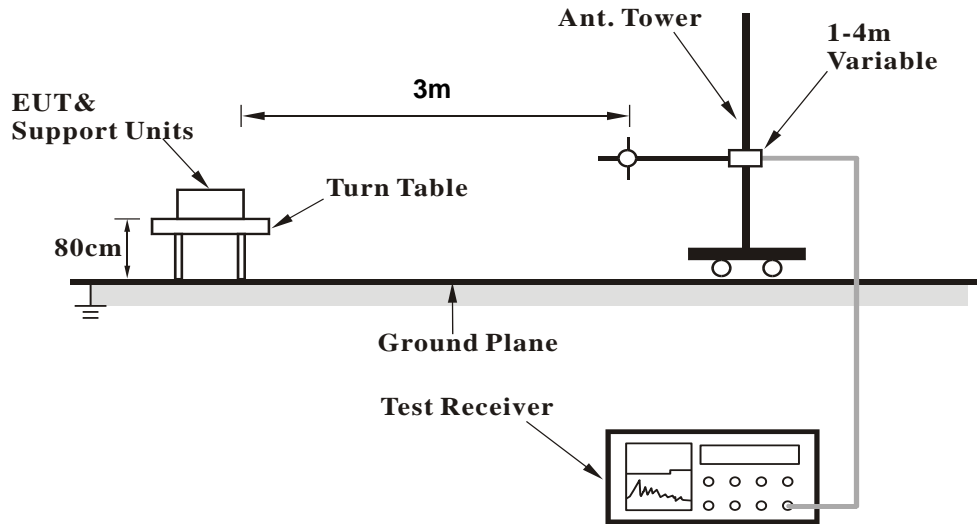
Conducted Power Measurement:

- a. The EUT was set up for the maximum power with LTE link data modulation and link up with simulator.
- b. Set the EUT to transmit under low, middle and high channel and record the power level shown on simulator.

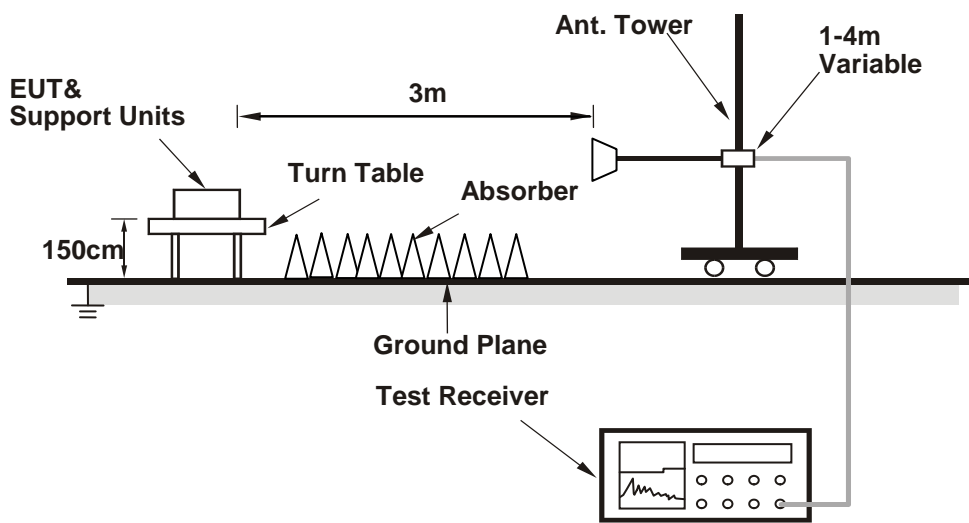
4.1.3 Test Setup

EIRP / ERP Measurement:

<Radiated Emission below or equal 1 GHz>

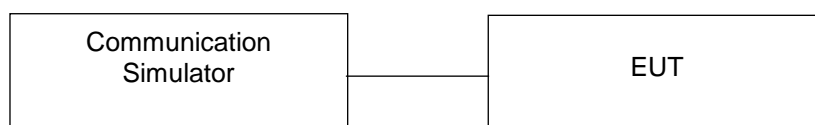


<Radiated Emission above 1 GHz>



For the actual test configuration, please refer to the attached file (Test Setup Photo).

Conducted Power Measurement:



4.1.4 Test Results

Conducted Output Power (dBm)

Band / BW	RB Size	RB Offset	QPSK			3GPP MPR (dB)	16QAM			3GPP MPR (dB)
			Low Ch 19957	Mid Ch 20175	High Ch 20393		Low Ch 19957	Mid Ch 20175	High Ch 20393	
			1710.7 MHz	1732.5 MHz	1754.3 MHz		1710.7 MHz	1732.5 MHz	1754.3 MHz	
4 / 1.4M	1	0	24.53	24.58	24.61	0	23.43	23.54	23.56	1
	1	2	24.32	24.48	24.52	0	23.29	23.42	23.52	1
	1	5	24.26	24.28	24.41	0	23.25	23.25	23.20	1
	3	0	23.34	23.45	23.48	0	22.33	22.44	22.52	1
	3	1	23.12	23.28	23.26	0	22.21	22.37	22.30	1
	3	3	23.02	23.21	23.16	0	22.05	22.18	22.14	1
	6	0	23.28	23.46	23.40	1	22.22	22.37	22.41	2

Band / BW	RB Size	RB Offset	QPSK			3GPP MPR (dB)	16QAM			3GPP MPR (dB)
			Low Ch 19965	Mid Ch 20175	High Ch 20385		Low Ch 19965	Mid Ch 20175	High Ch 20385	
			1711.5 MHz	1732.5 MHz	1753.5 MHz		1711.5 MHz	1732.5 MHz	1753.5 MHz	
4 / 3M	1	0	24.53	24.60	24.70	0	23.17	23.23	23.37	1
	1	7	24.36	24.47	24.56	0	23.31	23.42	23.48	1
	1	14	24.30	24.51	24.34	0	23.26	23.18	23.33	1
	8	0	23.34	23.53	23.51	1	22.24	22.40	22.54	2
	8	3	23.19	23.34	23.33	1	22.12	22.25	22.31	2
	8	7	23.12	23.24	23.25	1	22.01	22.17	22.24	2
	15	0	23.36	23.43	23.49	1	22.30	22.38	22.39	2

Band / BW	RB Size	RB Offset	QPSK			3GPP MPR (dB)	16QAM			3GPP MPR (dB)
			Low Ch 19975	Mid Ch 20175	High Ch 20375		Low CH 19975	Mid CH 20175	High CH 20375	
			1712.5 MHz	1732.5 MHz	1752.5 MHz		1712.5 MHz	1732.5 MHz	1752.5 MHz	
4 / 5M	1	0	24.62	24.68	24.77	0	23.42	23.35	23.43	1
	1	12	24.52	24.62	24.52	0	23.31	23.52	23.53	1
	1	24	24.28	24.37	24.47	0	23.15	23.38	23.39	1
	12	0	23.46	23.62	23.70	1	22.22	22.45	22.36	2
	12	6	23.32	23.46	23.40	1	22.22	22.37	22.41	2
	12	13	23.29	23.28	23.33	1	22.12	22.32	22.31	2
	25	0	23.41	23.55	23.53	1	22.37	22.47	22.48	2

Band / BW	RB Size	RB Offset	QPSK			3GPP MPR (dB)	16QAM			3GPP MPR (dB)
			Low Ch 20000	Mid Ch 20175	High Ch 20350		Low Ch 20000	Mid Ch 20175	High Ch 20350	
			1715.0 MHz	1732.5 MHz	1750.0 MHz		1715.0 MHz	1732.5 MHz	1750.0 MHz	
4 / 10M	1	0	24.64	24.72	24.81	0	23.43	23.58	23.55	1
	1	24	24.44	24.66	24.66	0	23.50	23.59	23.63	1
	1	49	24.39	24.40	24.48	0	23.30	23.45	23.34	1
	25	0	23.53	23.64	23.60	1	22.43	22.58	22.71	2
	25	12	23.28	23.42	23.43	1	22.31	22.40	22.44	2
	25	25	23.32	23.25	23.45	1	22.17	22.25	22.33	2
	50	0	23.51	23.58	23.62	1	22.39	22.49	22.60	2

Band / BW	RB Size	RB Offset	QPSK			3GPP MPR (dB)	16QAM			3GPP MPR (dB)
			Low Ch 20025	Mid Ch 20175	High Ch 20325		Low Ch 20025	Mid Ch 20175	High Ch 20325	
			1717.5 MHz	1732.5 MHz	1747.5 MHz		1717.5 MHz	1732.5 MHz	1747.5 MHz	
4 / 15M	1	0	24.72	24.81	24.83	0	23.53	23.76	23.76	1
	1	37	24.60	24.69	24.75	0	23.58	23.64	23.66	1
	1	74	24.37	24.55	24.62	0	23.36	23.39	23.54	1
	36	0	23.55	23.68	23.71	1	22.44	22.49	22.54	2
	36	19	23.35	23.54	23.52	1	22.31	22.41	22.56	2
	36	39	23.29	23.44	23.38	1	22.17	22.43	22.36	2
	75	0	23.57	23.61	23.63	1	22.54	22.66	22.56	2

Band / BW	RB Size	RB Offset	QPSK			3GPP MPR (dB)	16QAM			3GPP MPR (dB)
			Low Ch 20050	Mid Ch 20175	High Ch 20300		Low Ch 20050	Mid Ch 20175	High Ch 20300	
			1720.0 MHz	1732.5 MHz	1745.0 MHz		1720.0 MHz	1732.5 MHz	1745.0 MHz	
4 / 20M	1	0	24.76	24.87	24.90	0	23.72	23.86	23.88	1
	1	50	24.65	24.76	24.77	0	23.55	23.73	23.68	1
	1	99	24.46	24.59	24.65	0	23.39	23.55	23.63	1
	50	0	23.62	23.77	23.75	1	22.54	22.65	22.69	2
	50	25	23.43	23.56	23.56	1	22.33	22.54	22.55	2
	50	50	23.36	23.52	23.44	1	22.37	22.46	22.48	2
	100	0	23.54	23.73	23.76	1	22.49	22.66	22.64	2

Band / BW	RB Size	RB Offset	QPSK			3GPP MPR (dB)	16QAM			3GPP MPR (dB)
			Low Ch 23017	Mid Ch 23095	High Ch 23173		Low Ch 23017	Mid Ch 23095	High Ch 23173	
			699.7 MHz	707.5 MHz	715.3 MHz		699.7 MHz	707.5 MHz	715.3 MHz	
12 / 1.4M	1	0	25.40	25.34	25.41	0	24.26	24.28	24.37	1
	1	2	25.16	25.17	25.28	0	24.19	24.17	24.22	1
	1	5	25.05	25.09	25.16	0	24.08	24.08	24.09	1
	3	0	24.20	24.22	24.24	0	23.22	23.11	23.24	1
	3	1	23.94	23.98	24.12	0	23.03	23.05	23.08	1
	3	3	23.94	23.97	24.05	0	22.96	22.83	22.94	1
	6	0	24.25	24.13	24.36	1	23.18	23.08	23.19	2

Band / BW	RB Size	RB Offset	QPSK			3GPP MPR (dB)	16QAM			3GPP MPR (dB)
			Low Ch 23025	Mid Ch 23095	High Ch 23165		Low Ch 23025	Mid Ch 23095	High Ch 23165	
			700.5 MHz	707.5 MHz	714.5 MHz		700.5 MHz	707.5 MHz	714.5 MHz	
12 / 3M	1	0	25.53	25.52	25.57	0	24.33	24.35	24.34	1
	1	7	25.37	25.37	25.43	0	24.30	24.37	24.44	1
	1	14	25.20	25.24	25.31	0	24.29	24.18	24.17	1
	8	0	24.41	24.38	24.45	1	23.32	23.25	23.39	2
	8	3	24.21	24.22	24.22	1	23.12	23.20	23.18	2
	8	7	24.17	24.12	24.18	1	23.07	23.04	23.12	2
	15	0	24.35	24.37	24.41	1	23.28	23.25	23.38	2

Band / BW	RB Size	RB Offset	QPSK			3GPP MPR (dB)	16QAM			3GPP MPR (dB)
			Low Ch 23035	Mid Ch 23095	High Ch 23155		Low Ch 23035	Mid Ch 23095	High Ch 23155	
			701.5 MHz	707.5 MHz	713.5 MHz		701.5 MHz	707.5 MHz	713.5 MHz	
12 / 5M	1	0	25.61	25.59	25.62	0	24.49	24.49	24.46	1
	1	12	25.49	25.46	25.54	0	24.41	24.40	24.48	1
	1	24	25.35	25.36	25.29	0	24.15	24.21	24.19	1
	12	0	24.50	24.47	24.53	1	23.30	23.45	23.35	2
	12	6	24.29	24.25	24.32	1	23.30	23.20	23.37	2
	12	13	24.19	24.21	24.22	1	23.18	23.10	23.22	2
	25	0	24.47	24.40	24.50	1	23.44	23.37	23.38	2

Band / BW	RB Size	RB Offset	QPSK			3GPP MPR (dB)	16QAM			3GPP MPR (dB)
			Low Ch 23060	Mid Ch 23095	High Ch 23130		Low Ch 23060	Mid Ch 23095	High Ch 23130	
			704.0 MHz	707.5 MHz	711.0 MHz		704.0 MHz	707.5 MHz	711.0 MHz	
12 / 10M	1	0	25.64	25.62	25.68	0	24.61	24.57	24.59	1
	1	24	25.52	25.49	25.53	0	24.49	24.42	24.50	1
	1	49	25.33	25.40	25.46	0	24.38	24.28	24.30	1
	25	0	24.49	24.52	24.57	1	23.50	23.36	23.37	2
	25	12	24.31	24.31	24.40	1	23.25	23.23	23.30	2
	25	25	24.20	24.19	24.24	1	23.18	23.22	23.22	2
	50	0	24.44	24.48	24.59	1	23.37	23.46	23.46	2

Band / BW	RB Size	RB Offset	QPSK			3GPP MPR (dB)	16QAM			3GPP MPR (dB)
			Low Ch 23205	Mid Ch 23230	High Ch 23255		Low Ch 23205	Mid Ch 23230	High Ch 23255	
			779.5 MHz	782.0 MHz	784.5 MHz		779.5 MHz	782.0 MHz	784.5 MHz	
13 / 5M	1	0	23.99	24.22	23.94	0	22.97	23.05	22.91	1
	1	12	23.86	24.08	23.79	0	22.85	23.02	22.75	1
	1	24	23.75	23.99	23.57	0	22.74	22.79	22.63	1
	12	0	22.90	23.10	22.85	1	21.72	22.06	21.81	2
	12	6	22.70	22.90	22.65	1	21.70	21.82	21.60	2
	12	13	22.66	22.82	22.60	1	21.55	21.78	21.53	2
	25	0	22.77	23.09	22.80	1	21.77	21.99	21.69	2

Band / BW	RB Size	RB Offset	QPSK	3GPP MPR (dB)	16QAM	3GPP MPR (dB)
			Mid Ch 23230		Mid Ch 23230	
			782.0 MHz		782.0 MHz	
13 / 10M	1	0	24.25	0	23.38	1
	1	24	24.16	0	23.05	1
	1	49	23.98	0	23.01	1
	25	0	23.11	1	22.02	2
	25	12	22.92	1	21.83	2
	25	25	22.79	1	21.78	2
	50	0	23.07	1	22.02	2

Band / BW	RB Size	RB Offset	QPSK			3GPP MPR (dB)	16QAM			3GPP MPR (dB)
			Low Ch 23755	Mid Ch 23790	High Ch 23825		Low Ch 23755	Mid Ch 23790	High Ch 23825	
			706.5 MHz	710.0 MHz	713.5 MHz		706.5 MHz	710.0 MHz	713.5 MHz	
17 / 5M	1	0	25.59	24.98	25.55	0	24.50	23.91	24.48	1
	1	12	25.49	24.92	25.48	0	24.48	23.84	24.36	1
	1	24	25.28	24.72	25.29	0	24.24	23.59	24.20	1
	12	0	24.45	23.88	24.48	1	23.46	22.66	23.25	2
	12	6	24.21	23.66	24.28	1	23.23	22.67	23.23	2
	12	13	24.14	23.58	24.22	1	23.21	22.50	23.08	2
	25	0	24.44	23.93	24.39	1	23.33	22.82	23.39	2

Band / BW	RB Size	RB Offset	QPSK			3GPP MPR (dB)	16QAM			3GPP MPR (dB)
			Low Ch 23780	Mid Ch 23790	High Ch 23800		Low Ch 23780	Mid Ch 23790	High Ch 23800	
			709.0 MHz	710.0 MHz	711.0 MHz		709.0 MHz	710.0 MHz	711.0 MHz	
17 / 10M	1	0	25.67	25.06	25.62	0	24.59	24.01	24.53	1
	1	24	25.54	24.90	25.53	0	24.53	23.89	24.42	1
	1	49	25.44	24.75	25.30	0	24.36	23.66	24.31	1
	25	0	24.56	23.96	24.52	1	23.50	22.85	23.28	2
	25	12	24.37	23.74	24.31	1	23.36	22.70	23.17	2
	25	25	24.26	23.64	24.22	1	23.28	22.59	23.11	2
	50	0	24.55	23.92	24.48	1	23.55	22.88	23.43	2

ERP Power (dBm)

LTE Band 12							
Channel Bandwidth: 1.4 MHz / QPSK							
Plane	Channel	Frequency (MHz)	LVL (dBm)	Correction Factor (dB)	ERP (dBm)	ERP (mW)	Polarization (H/V)
X	23017	699.7	-12.08	32.719	18.49	70.62	H
	23095	707.5	-12.07	32.736	18.52	71.06	
	23173	715.3	-11.90	32.591	18.54	71.47	
	23017	699.7	-18.06	32.69	12.48	17.70	V
	23095	707.5	-18.16	32.81	12.50	17.78	
	23173	715.3	-18.05	32.74	12.54	17.95	
Channel Bandwidth: 1.4 MHz / 16QAM							
X	23017	699.7	-13.09	32.719	17.48	55.96	H
	23095	707.5	-13.08	32.736	17.51	56.31	
	23173	715.3	-12.92	32.591	17.52	56.51	
	23017	699.7	-19.07	32.69	11.47	14.03	V
	23095	707.5	-19.17	32.81	11.49	14.09	
	23173	715.3	-19.05	32.74	11.54	14.26	

LTE Band 12							
Channel Bandwidth: 3 MHz / QPSK							
Plane	Channel	Frequency (MHz)	LVL (dBm)	Correction Factor (dB)	ERP (dBm)	ERP (mW)	Polarization (H/V)
X	23025	700.5	-12.07	32.719	18.50	70.78	H
	23095	707.5	-12.04	32.736	18.55	71.55	
	23165	714.5	-11.86	32.591	18.58	72.13	
	23025	700.5	-18.02	32.69	12.52	17.86	V
	23095	707.5	-18.12	32.81	12.54	17.95	
	23165	714.5	-18.00	32.74	12.59	18.16	
Channel Bandwidth: 3 MHz / 16QAM							
X	23025	700.5	-13.07	32.719	17.50	56.22	H
	23095	707.5	-13.04	32.736	17.55	56.83	
	23165	714.5	-12.87	32.591	17.57	57.16	
	23025	700.5	-19.03	32.69	11.51	14.16	V
	23095	707.5	-19.13	32.81	11.53	14.22	
	23165	714.5	-19.01	32.74	11.58	14.39	

LTE Band 12							
Channel Bandwidth: 5 MHz / QPSK							
Plane	Channel	Frequency (MHz)	LVL (dBm)	Correction Factor (dB)	ERP (dBm)	ERP (mW)	Polarization (H/V)
X	23035	701.5	-12.02	32.719	18.55	71.60	H
	23095	707.5	-12.00	32.736	18.59	72.21	
	23155	713.5	-11.82	32.591	18.62	72.79	
	23035	701.5	-17.99	32.69	12.55	17.99	V
	23095	707.5	-18.08	32.81	12.58	18.11	
	23155	713.5	-17.94	32.74	12.65	18.41	
Channel Bandwidth: 5 MHz / 16QAM							
X	23035	701.5	-13.01	32.719	17.56	57.00	H
	23095	707.5	-12.99	32.736	17.60	57.49	
	23155	713.5	-12.81	32.591	17.63	57.96	
	23035	701.5	-18.98	32.69	11.56	14.32	V
	23095	707.5	-19.06	32.81	11.60	14.45	
	23155	713.5	-18.92	32.74	11.67	14.69	

LTE Band 12							
Channel Bandwidth: 10 MHz / QPSK							
Plane	Channel	Frequency (MHz)	LVL (dBm)	Correction Factor (dB)	ERP (dBm)	ERP (mW)	Polarization (H/V)
X	23060	704.0	-12.01	32.727	18.57	71.90	H
	23095	707.5	-11.96	32.739	18.63	72.93	
	23130	711.0	-11.92	32.728	18.66	73.42	
	23060	704.0	-18.00	32.75	12.60	18.20	V
	23095	707.5	-18.01	32.81	12.65	18.41	
	23130	711.0	-18.01	32.84	12.68	18.54	
Channel Bandwidth: 10 MHz / 16QAM							
X	23060	704.0	-13.00	32.727	17.58	57.24	H
	23095	707.5	-12.95	32.739	17.64	58.06	
	23130	711.0	-12.91	32.728	17.67	58.45	
	23060	704.0	-18.99	32.75	11.61	14.49	V
	23095	707.5	-19.00	32.81	11.66	14.66	
	23130	711.0	-19.00	32.84	11.69	14.76	

LTE Band 13							
Channel Bandwidth: 5 MHz / QPSK							
Plane	Channel	Frequency (MHz)	LVL (dBm)	Correction Factor (dB)	ERP (dBm)	ERP (mW)	Polarization (H/V)
X	23205	779.5	-13.52	32.771	17.10	51.30	H
	23230	782.0	-13.54	32.741	17.05	50.71	
	23255	784.5	-13.67	32.854	17.03	50.51	
	23205	779.5	-19.26	32.5	11.09	12.85	V
	23230	782.0	-19.30	32.52	11.07	12.79	
	23255	784.5	-19.46	32.62	11.01	12.62	
Channel Bandwidth: 5 MHz / 16QAM							
X	23205	779.5	-14.53	32.771	16.09	40.65	H
	23230	782.0	-14.55	32.741	16.04	40.19	
	23255	784.5	-14.67	32.854	16.03	40.12	
	23205	779.5	-20.25	32.5	10.10	10.23	V
	23230	782.0	-20.31	32.52	10.06	10.14	
	23255	784.5	-20.47	32.62	10.00	10.00	

LTE Band 13							
Channel Bandwidth: 10 MHz / QPSK							
Plane	Channel	Frequency (MHz)	LVL (dBm)	Correction Factor (dB)	ERP (dBm)	ERP (mW)	Polarization (H/V)
X	23230	782.0	-13.46	32.737	17.13	51.61	H
	23230	782.0	-19.26	32.52	11.11	12.91	V
Channel Bandwidth: 10 MHz / 16QAM							
X	23230	782.0	-14.44	32.737	16.15	41.18	H
	23230	782.0	-20.24	32.52	10.13	10.30	V

LTE Band 17							
Channel Bandwidth: 5 MHz / QPSK							
Plane	Channel	Frequency (MHz)	LVL (dBm)	Correction Factor (dB)	ERP (dBm)	ERP (mW)	Polarization (H/V)
X	23755	706.5	-12.00	32.719	18.57	71.93	H
	23790	710.0	-12.05	32.736	18.54	71.38	
	23825	713.5	-11.92	32.591	18.52	71.14	
	23755	706.5	-17.96	32.69	12.58	18.11	V
	23790	710.0	-18.12	32.81	12.54	17.95	
	23825	713.5	-18.08	32.74	12.51	17.82	
Channel Bandwidth: 5 MHz / 16QAM							
X	23755	706.5	-13.01	32.719	17.56	57.00	H
	23790	710.0	-13.06	32.736	17.53	56.57	
	23825	713.5	-12.94	32.591	17.50	56.25	
	23755	706.5	-18.97	32.69	11.57	14.35	V
	23790	710.0	-19.14	32.81	11.52	14.19	
	23825	713.5	-19.10	32.74	11.49	14.09	

LTE Band 17							
Channel Bandwidth: 10 MHz / QPSK							
Plane	Channel	Frequency (MHz)	LVL (dBm)	Correction Factor (dB)	ERP (dBm)	ERP (mW)	Polarization (H/V)
X	23780	709.0	-11.97	32.727	18.61	72.56	H
	23790	710.0	-12.02	32.739	18.57	71.93	
	23800	711.0	-12.03	32.728	18.55	71.58	
	23780	709.0	-17.98	32.75	12.62	18.28	V
	23790	710.0	-18.08	32.81	12.58	18.11	
	23800	711.0	-18.16	32.84	12.53	17.91	
Channel Bandwidth: 10 MHz / 16QAM							
X	23780	709.0	-12.98	32.727	17.60	57.50	H
	23790	710.0	-13.01	32.739	17.58	57.27	
	23800	711.0	-13.04	32.728	17.54	56.73	
	23780	709.0	-18.99	32.75	11.61	14.49	V
	23790	710.0	-19.10	32.81	11.56	14.32	
	23800	711.0	-19.18	32.84	11.51	14.16	

EIRP Power (dBm)

LTE Band 4							
Channel Bandwidth: 1.4 MHz / QPSK							
Plane	Channel	Frequency (MHz)	LVL (dBm)	Correction Factor (dB)	EIRP (dBm)	EIRP (mW)	Polarization (H/V)
X	19957	1710.7	-20.58	42.49	21.91	155.06	H
	20175	1732.5	-20.40	42.33	21.93	155.85	
	20393	1754.3	-20.21	42.10	21.89	154.53	
	19957	1710.7	-25.10	42.99	17.89	61.57	V
	20175	1732.5	-24.82	42.74	17.92	61.94	
	20393	1754.3	-24.35	42.21	17.86	61.09	
Channel Bandwidth: 1.4 MHz / 16QAM							
X	19957	1710.7	-21.59	42.49	20.90	122.89	H
	20175	1732.5	-21.40	42.33	20.93	123.79	
	20393	1754.3	-21.22	42.10	20.88	122.46	
	19957	1710.7	-26.12	42.99	16.87	48.64	V
	20175	1732.5	-25.83	42.74	16.91	49.09	
	20393	1754.3	-25.37	42.21	16.84	48.31	

LTE Band 4							
Channel Bandwidth: 3 MHz / QPSK							
Plane	Channel	Frequency (MHz)	LVL (dBm)	Correction Factor (dB)	EIRP (dBm)	EIRP (mW)	Polarization (H/V)
X	19965	1711.5	-20.55	42.49	21.94	156.13	H
	20175	1732.5	-20.36	42.33	21.97	157.29	
	20385	1753.5	-20.17	42.10	21.93	155.96	
	19965	1711.5	-25.06	42.99	17.93	62.09	V
	20175	1732.5	-24.76	42.74	17.98	62.81	
	20385	1753.5	-24.31	42.21	17.90	61.66	
Channel Bandwidth: 3 MHz / 16QAM							
X	19965	1711.5	-21.56	42.49	20.93	123.74	H
	20175	1732.5	-21.37	42.33	20.96	124.65	
	20385	1753.5	-21.18	42.10	20.92	123.59	
	19965	1711.5	-26.05	42.99	16.94	49.43	V
	20175	1732.5	-25.77	42.74	16.97	49.77	
	20385	1753.5	-25.33	42.21	16.88	48.75	

LTE Band 4							
Channel Bandwidth: 5 MHz / QPSK							
Plane	Channel	Frequency (MHz)	LVL (dBm)	Correction Factor (dB)	EIRP (dBm)	EIRP (mW)	Polarization (H/V)
X	19975	1712.5	-20.50	42.49	21.99	157.94	H
	20175	1732.5	-20.31	42.33	22.02	159.11	
	20375	1752.5	-20.12	42.10	21.98	157.76	
	19975	1712.5	-25.00	42.99	17.99	62.95	V
	20175	1732.5	-24.71	42.74	18.03	63.53	
	20375	1752.5	-24.26	42.21	17.95	62.37	
Channel Bandwidth: 5 MHz / 16QAM							
X	19975	1712.5	-21.51	42.49	20.98	125.17	H
	20175	1732.5	-21.32	42.33	21.01	126.10	
	20375	1752.5	-21.13	42.10	20.97	125.03	
	19975	1712.5	-26.00	42.99	16.99	50.00	V
	20175	1732.5	-25.72	42.74	17.02	50.35	
	20375	1752.5	-25.30	42.21	16.91	49.09	

LTE Band 4							
Channel Bandwidth: 10 MHz / QPSK							
Plane	Channel	Frequency (MHz)	LVL (dBm)	Correction Factor (dB)	EIRP (dBm)	EIRP (mW)	Polarization (H/V)
X	20000	1715.0	-20.46	42.49	22.03	159.40	H
	20175	1732.5	-20.25	42.33	22.08	161.32	
	20350	1750.0	-20.06	42.10	22.04	159.96	
	20000	1715.0	-24.95	42.99	18.04	63.68	V
	20175	1732.5	-24.66	42.74	18.08	64.27	
	20350	1750.0	-24.20	42.21	18.01	63.24	
Channel Bandwidth: 10 MHz / 16QAM							
X	20000	1715.0	-21.47	42.49	21.02	126.33	H
	20175	1732.5	-21.26	42.33	21.07	127.85	
	20350	1750.0	-21.08	42.10	21.02	126.47	
	20000	1715.0	-25.96	42.99	17.03	50.47	V
	20175	1732.5	-25.66	42.74	17.08	51.05	
	20350	1750.0	-25.21	42.21	17.00	50.12	

LTE Band 4							
Channel Bandwidth: 15 MHz / QPSK							
Plane	Channel	Frequency (MHz)	LVL (dBm)	Correction Factor (dB)	EIRP (dBm)	EIRP (mW)	Polarization (H/V)
X	20025	1717.5	-20.40	42.49	22.09	161.62	H
	20175	1732.5	-20.21	42.33	22.12	162.82	
	20325	1747.5	-20.03	42.10	22.07	161.06	
	20025	1717.5	-24.91	42.99	18.08	64.27	V
	20175	1732.5	-24.61	42.74	18.13	65.01	
	20325	1747.5	-24.16	42.21	18.05	63.83	
Channel Bandwidth: 15 MHz / 16QAM							
X	20025	1717.5	-21.41	42.49	21.08	128.09	H
	20175	1732.5	-21.22	42.33	21.11	129.03	
	20325	1747.5	-21.05	42.10	21.05	127.35	
	20025	1717.5	-25.92	42.99	17.07	50.93	V
	20175	1732.5	-25.62	42.74	17.12	51.52	
	20325	1747.5	-25.18	42.21	17.03	50.47	

LTE Band 4							
Channel Bandwidth: 20 MHz / QPSK							
Plane	Channel	Frequency (MHz)	LVL (dBm)	Correction Factor (dB)	EIRP (dBm)	EIRP (mW)	Polarization (H/V)
X	20050	1720.0	-20.36	42.49	22.13	163.12	H
	20175	1732.5	-20.16	42.33	22.17	164.70	
	20300	1745.0	-19.98	42.10	22.12	162.93	
	20050	1720.0	-24.87	42.99	18.12	64.86	V
	20175	1732.5	-24.56	42.74	18.18	65.77	
	20300	1745.0	-24.12	42.21	18.09	64.42	
Channel Bandwidth: 20 MHz / 16QAM							
X	20050	1720.0	-21.37	42.49	21.12	129.27	H
	20175	1732.5	-21.15	42.33	21.18	131.13	
	20300	1745.0	-20.98	42.10	21.12	129.42	
	20050	1720.0	-25.88	42.99	17.11	51.40	V
	20175	1732.5	-25.57	42.74	17.17	52.12	
	20300	1745.0	-25.14	42.21	17.07	50.93	

4.2 Frequency Stability Measurement

4.2.1 Limits of Frequency Stability Measurement

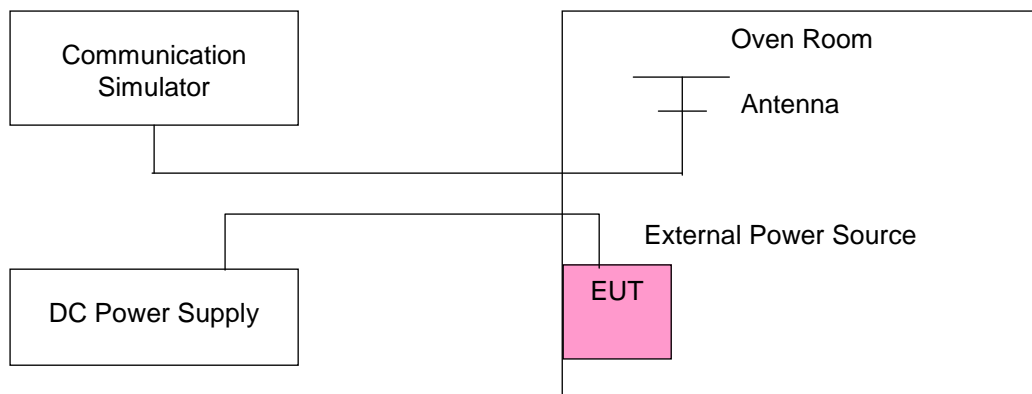
The frequency stability shall be sufficient to ensure that the fundamental emissions stay within the authorized bands of operation.

4.2.2 Test Procedure

- Device is placed at the oven room. The oven room could control the temperatures and humidity. Power warm up is at least 15 min and power applied should perform before recording frequency error.
- EUT is connected the external power supply to control the DC input power. The test voltage range is from minimum to maximum working voltage. Each step shall be record the frequency error rate.
- The temperature range step is 10 degrees in this test items. All temperature levels shall be hold the ± 0.5 °C during the measurement testing. The each temperature step shall be at least 0.5 hours, consider the EUT could be test under the stability condition.

Note: The frequency error was recorded frequency error from the communication simulator.

4.2.3 Test Setup



4.2.4 Test Results

Frequency Error vs. Voltage

Voltage (Volts)	LTE Band 4				Limit (ppm)
	Channel Bandwidth: 1.4 MHz				
	Low Channel		High Channel		
	Frequency (MHz)	Frequency Error (ppm)	Frequency (MHz)	Frequency Error (ppm)	
12.0	1710.700002	0.001	1754.300004	0.002	2.5
6.0	1710.700001	0.001	1754.300003	0.002	2.5
36.0	1710.700003	0.002	1754.300003	0.002	2.5

Note: The applicant defined the normal working voltage of the battery is from 6.0 Vdc to 36.0 Vdc.

Frequency Error vs. Temperature

Temp. (°C)	LTE Band 4				Limit (ppm)
	Channel Bandwidth: 1.4 MHz				
	Low Channel		High Channel		
	Frequency (MHz)	Frequency Error (ppm)	Frequency (MHz)	Frequency Error (ppm)	
-30	1710.700001	0.001	1754.300004	0.002	2.5
-20	1710.700001	0.001	1754.300004	0.002	2.5
-10	1710.700002	0.001	1754.300004	0.002	2.5
0	1710.700003	0.002	1754.300002	0.001	2.5
10	1710.700004	0.002	1754.300002	0.001	2.5
20	1710.699998	-0.001	1754.299999	-0.001	2.5
30	1710.699998	-0.001	1754.299997	-0.002	2.5
40	1710.699997	-0.002	1754.299999	-0.001	2.5
50	1710.699997	-0.002	1754.299996	-0.002	2.5

Frequency Error vs. Voltage

Voltage (Volts)	LTE Band 4				Limit (ppm)
	Channel Bandwidth: 3 MHz				
	Low Channel		High Channel		
	Frequency (MHz)	Frequency Error (ppm)	Frequency (MHz)	Frequency Error (ppm)	
12.0	1711.500004	0.002	1753.500001	0.001	2.5
6.0	1711.500003	0.002	1753.500002	0.001	2.5
36.0	1711.500002	0.001	1753.500002	0.001	2.5

Note: The applicant defined the normal working voltage of the battery is from 6.0 Vdc to 36.0 Vdc.

Frequency Error vs. Temperature

Temp. (°C)	LTE Band 4				Limit (ppm)
	Channel Bandwidth: 3 MHz				
	Low Channel		High Channel		
	Frequency (MHz)	Frequency Error (ppm)	Frequency (MHz)	Frequency Error (ppm)	
-30	1711.500003	0.001	1753.500002	0.001	2.5
-20	1711.500002	0.001	1753.500003	0.002	2.5
-10	1711.500002	0.001	1753.500002	0.001	2.5
0	1711.500004	0.002	1753.500003	0.002	2.5
10	1711.500003	0.002	1753.500004	0.002	2.5
20	1711.499998	-0.001	1753.499996	-0.002	2.5
30	1711.499997	-0.002	1753.499999	-0.001	2.5
40	1711.499998	-0.001	1753.499999	-0.001	2.5
50	1711.499999	-0.001	1753.499996	-0.002	2.5

Frequency Error vs. Voltage

Voltage (Volts)	LTE Band 4				Limit (ppm)
	Channel Bandwidth: 5 MHz				
	Low Channel		High Channel		
	Frequency (MHz)	Frequency Error (ppm)	Frequency (MHz)	Frequency Error (ppm)	
12.0	1712.500003	0.002	1752.500002	0.001	2.5
6.0	1712.500002	0.001	1752.500002	0.001	2.5
36.0	1712.500004	0.002	1752.500002	0.001	2.5

Note: The applicant defined the normal working voltage of the battery is from 6.0 Vdc to 36.0 Vdc.

Frequency Error vs. Temperature

Temp. (°C)	LTE Band 4				Limit (ppm)
	Channel Bandwidth: 5 MHz				
	Low Channel		High Channel		
	Frequency (MHz)	Frequency Error (ppm)	Frequency (MHz)	Frequency Error (ppm)	
-30	1712.500003	0.001	1752.500003	0.002	2.5
-20	1712.500003	0.002	1752.500003	0.001	2.5
-10	1712.500003	0.002	1752.500003	0.002	2.5
0	1712.500002	0.001	1752.500002	0.001	2.5
10	1712.500002	0.001	1752.500003	0.001	2.5
20	1712.499996	-0.002	1752.499998	-0.001	2.5
30	1712.499997	-0.002	1752.499997	-0.002	2.5
40	1712.499998	-0.001	1752.499998	-0.001	2.5
50	1712.499998	-0.001	1752.499998	-0.001	2.5

Frequency Error vs. Voltage

Voltage (Volts)	LTE Band 4				Limit (ppm)
	Channel Bandwidth: 10 MHz				
	Low Channel		High Channel		
	Frequency (MHz)	Frequency Error (ppm)	Frequency (MHz)	Frequency Error (ppm)	
12.0	1715.000003	0.002	1750.000002	0.001	2.5
6.0	1715.000003	0.002	1750.000002	0.001	2.5
36.0	1715.000003	0.002	1750.000003	0.002	2.5

Note: The applicant defined the normal working voltage of the battery is from 6.0 Vdc to 36.0 Vdc.

Frequency Error vs. Temperature

Temp. (°C)	LTE Band 4				Limit (ppm)
	Channel Bandwidth: 10 MHz				
	Low Channel		High Channel		
	Frequency (MHz)	Frequency Error (ppm)	Frequency (MHz)	Frequency Error (ppm)	
-30	1715.000002	0.001	1750.000002	0.001	2.5
-20	1715.000002	0.001	1750.000004	0.002	2.5
-10	1715.000004	0.002	1750.000002	0.001	2.5
0	1715.000003	0.002	1750.000002	0.001	2.5
10	1715.000003	0.001	1750.000001	0.001	2.5
20	1714.999997	-0.002	1749.999997	-0.002	2.5
30	1714.999998	-0.001	1749.999997	-0.002	2.5
40	1714.999999	-0.001	1749.999996	-0.002	2.5
50	1714.999998	-0.001	1749.999998	-0.001	2.5

Frequency Error vs. Voltage

Voltage (Volts)	LTE Band 4				Limit (ppm)
	Channel Bandwidth: 15 MHz				
	Low Channel		High Channel		
	Frequency (MHz)	Frequency Error (ppm)	Frequency (MHz)	Frequency Error (ppm)	
12.0	1717.500003	0.002	1747.500002	0.001	2.5
6.0	1717.500003	0.002	1747.500002	0.001	2.5
36.0	1717.500003	0.002	1747.500002	0.001	2.5

Note: The applicant defined the normal working voltage of the battery is from 6.0 Vdc to 36.0 Vdc.

Frequency Error vs. Temperature

Temp. (°C)	LTE Band 4				Limit (ppm)
	Channel Bandwidth: 15 MHz				
	Low Channel		High Channel		
	Frequency (MHz)	Frequency Error (ppm)	Frequency (MHz)	Frequency Error (ppm)	
-30	1717.500001	0.001	1747.500002	0.001	2.5
-20	1717.500004	0.002	1747.500004	0.002	2.5
-10	1717.500002	0.001	1747.500002	0.001	2.5
0	1717.500002	0.001	1747.500002	0.001	2.5
10	1717.500002	0.001	1747.500002	0.001	2.5
20	1717.499998	-0.001	1747.499996	-0.002	2.5
30	1717.499998	-0.001	1747.499997	-0.002	2.5
40	1717.499997	-0.002	1747.499997	-0.002	2.5
50	1717.499999	-0.001	1747.499997	-0.002	2.5

Frequency Error vs. Voltage

Voltage (Volts)	LTE Band 4				Limit (ppm)
	Channel Bandwidth: 20 MHz				
	Low Channel		High Channel		
	Frequency (MHz)	Frequency Error (ppm)	Frequency (MHz)	Frequency Error (ppm)	
12.0	1720.000001	0.001	1745.000003	0.002	2.5
6.0	1720.000003	0.002	1745.000003	0.002	2.5
36.0	1720.000004	0.002	1745.000003	0.002	2.5

Note: The applicant defined the normal working voltage of the battery is from 6.0 Vdc to 36.0 Vdc.

Frequency Error vs. Temperature

Temp. (°C)	LTE Band 4				Limit (ppm)
	Channel Bandwidth: 20 MHz				
	Low Channel		High Channel		
	Frequency (MHz)	Frequency Error (ppm)	Frequency (MHz)	Frequency Error (ppm)	
-30	1720.000002	0.001	1745.000001	0.001	2.5
-20	1720.000004	0.002	1745.000001	0.001	2.5
-10	1720.000003	0.002	1745.000003	0.002	2.5
0	1720.000001	0.001	1745.000004	0.002	2.5
10	1720.000001	0.001	1745.000001	0.001	2.5
20	1719.999997	-0.002	1744.999998	-0.001	2.5
30	1719.999997	-0.002	1744.999996	-0.002	2.5
40	1719.999996	-0.002	1744.999997	-0.002	2.5
50	1719.999997	-0.002	1744.999998	-0.001	2.5

Frequency Error vs. Voltage

Voltage (Volts)	LTE Band 12				Limit (ppm)
	Channel Bandwidth: 1.4 MHz				
	Low Channel		High Channel		
	Frequency (MHz)	Frequency Error (ppm)	Frequency (MHz)	Frequency Error (ppm)	
12.0	699.700001	0.002	715.300003	0.004	2.5
6.0	699.700002	0.003	715.300002	0.003	2.5
36.0	699.700001	0.001	715.300002	0.003	2.5

Note: The applicant defined the normal working voltage of the battery is from 6.0 Vdc to 36.0 Vdc.

Frequency Error vs. Temperature

Temp. (°C)	LTE Band 12				Limit (ppm)
	Channel Bandwidth: 1.4 MHz				
	Low Channel		High Channel		
	Frequency (MHz)	Frequency Error (ppm)	Frequency (MHz)	Frequency Error (ppm)	
-30	699.700004	0.005	715.300003	0.003	2.5
-20	699.700001	0.002	715.300004	0.005	2.5
-10	699.700001	0.002	715.300004	0.005	2.5
0	699.700002	0.003	715.300002	0.003	2.5
10	699.700001	0.002	715.300001	0.002	2.5
20	699.699997	-0.005	715.299997	-0.004	2.5
30	699.699997	-0.004	715.299996	-0.006	2.5
40	699.699997	-0.005	715.299997	-0.004	2.5
50	699.699996	-0.006	715.299997	-0.004	2.5

Frequency Error vs. Voltage

Voltage (Volts)	LTE Band 12				Limit (ppm)
	Channel Bandwidth: 3 MHz				
	Low Channel		High Channel		
	Frequency (MHz)	Frequency Error (ppm)	Frequency (MHz)	Frequency Error (ppm)	
12.0	700.500002	0.002	714.500001	0.002	2.5
6.0	700.500002	0.003	714.500004	0.005	2.5
36.0	700.500001	0.001	714.500001	0.002	2.5

Note: The applicant defined the normal working voltage of the battery is from 6.0 Vdc to 36.0 Vdc.

Frequency Error vs. Temperature

Temp. (°C)	LTE Band 12				Limit (ppm)
	Channel Bandwidth: 3 MHz				
	Low Channel		High Channel		
	Frequency (MHz)	Frequency Error (ppm)	Frequency (MHz)	Frequency Error (ppm)	
-30	700.500001	0.002	714.500004	0.005	2.5
-20	700.500003	0.004	714.500003	0.004	2.5
-10	700.500003	0.004	714.500001	0.002	2.5
0	700.500002	0.002	714.500001	0.002	2.5
10	700.500002	0.003	714.500002	0.003	2.5
20	700.499999	-0.002	714.499996	-0.005	2.5
30	700.499998	-0.002	714.499997	-0.005	2.5
40	700.499998	-0.003	714.499999	-0.001	2.5
50	700.499999	-0.002	714.499999	-0.002	2.5

Frequency Error vs. Voltage

Voltage (Volts)	LTE Band 12				Limit (ppm)
	Channel Bandwidth: 5 MHz				
	Low Channel		High Channel		
	Frequency (MHz)	Frequency Error (ppm)	Frequency (MHz)	Frequency Error (ppm)	
12.0	701.500004	0.006	713.500002	0.003	2.5
6.0	701.500003	0.005	713.500002	0.003	2.5
36.0	701.500002	0.003	713.500003	0.003	2.5

Note: The applicant defined the normal working voltage of the battery is from 6.0 Vdc to 36.0 Vdc.

Frequency Error vs. Temperature

Temp. (°C)	LTE Band 12				Limit (ppm)
	Channel Bandwidth: 5 MHz				
	Low Channel		High Channel		
	Frequency (MHz)	Frequency Error (ppm)	Frequency (MHz)	Frequency Error (ppm)	
-30	701.500001	0.002	713.500003	0.003	2.5
-20	701.500002	0.002	713.500002	0.003	2.5
-10	701.500003	0.005	713.500001	0.002	2.5
0	701.500003	0.005	713.500004	0.005	2.5
10	701.500002	0.003	713.500002	0.003	2.5
20	701.499999	-0.001	713.499997	-0.004	2.5
30	701.499997	-0.005	713.499996	-0.005	2.5
40	701.499996	-0.006	713.499998	-0.002	2.5
50	701.499997	-0.005	713.499997	-0.005	2.5

Frequency Error vs. Voltage

Voltage (Volts)	LTE Band 12				Limit (ppm)
	Channel Bandwidth: 10 MHz				
	Low Channel		High Channel		
	Frequency (MHz)	Frequency Error (ppm)	Frequency (MHz)	Frequency Error (ppm)	
12.0	704.000003	0.004	711.000003	0.004	2.5
6.0	704.000003	0.004	711.000003	0.005	2.5
36.0	704.000003	0.005	711.000002	0.003	2.5

Note: The applicant defined the normal working voltage of the battery is from 6.0 Vdc to 36.0 Vdc.

Frequency Error vs. Temperature

Temp. (°C)	LTE Band 12				Limit (ppm)
	Channel Bandwidth: 10 MHz				
	Low Channel		High Channel		
	Frequency (MHz)	Frequency Error (ppm)	Frequency (MHz)	Frequency Error (ppm)	
-30	704.000002	0.003	711.000002	0.003	2.5
-20	704.000002	0.003	711.000004	0.005	2.5
-10	704.000001	0.002	711.000004	0.006	2.5
0	704.000003	0.005	711.000004	0.006	2.5
10	704.000001	0.002	711.000003	0.004	2.5
20	703.999997	-0.004	710.999997	-0.005	2.5
30	703.999998	-0.003	710.999998	-0.003	2.5
40	703.999997	-0.005	710.999997	-0.004	2.5
50	703.999999	-0.002	710.999998	-0.003	2.5

Frequency Error vs. Voltage

Voltage (Volts)	LTE Band 13				Limit (ppm)
	Channel Bandwidth: 5 MHz				
	Low Channel		High Channel		
	Frequency (MHz)	Frequency Error (ppm)	Frequency (MHz)	Frequency Error (ppm)	
12.0	779.500004	0.004	784.500003	0.004	2.5
6.0	779.500002	0.003	784.500003	0.004	2.5
36.0	779.500002	0.003	784.500003	0.003	2.5

Note: The applicant defined the normal working voltage of the battery is from 6.0 Vdc to 36.0 Vdc.

Frequency Error vs. Temperature

Temp. (°C)	LTE Band 13				Limit (ppm)
	Channel Bandwidth: 5 MHz				
	Low Channel		High Channel		
	Frequency (MHz)	Frequency Error (ppm)	Frequency (MHz)	Frequency Error (ppm)	
-30	779.500002	0.002	784.500003	0.004	2.5
-20	779.500003	0.003	784.500002	0.002	2.5
-10	779.500004	0.005	784.500001	0.002	2.5
0	779.500004	0.005	784.500004	0.005	2.5
10	779.500003	0.004	784.500001	0.002	2.5
20	779.499999	-0.002	784.499997	-0.003	2.5
30	779.499997	-0.004	784.499996	-0.005	2.5
40	779.499997	-0.004	784.499997	-0.004	2.5
50	779.499997	-0.004	784.499996	-0.005	2.5

Frequency Error vs. Voltage

Voltage (Volts)	LTE Band 13		Limit (ppm)
	Channel Bandwidth: 10 MHz		
	Frequency (MHz)	Frequency Error (ppm)	
12.0	782.000001	0.002	2.5
6.0	782.000002	0.002	2.5
36.0	782.000003	0.004	2.5

Note: The applicant defined the normal working voltage of the battery is from 6.0 Vdc to 36.0 Vdc.

Frequency Error vs. Temperature

Temp. (°C)	LTE Band 13		Limit (ppm)
	Channel Bandwidth: 10 MHz		
	Frequency (MHz)	Frequency Error (ppm)	
-30	782.000002	0.003	2.5
-20	782.000003	0.004	2.5
-10	782.000002	0.003	2.5
0	782.000004	0.005	2.5
10	782.000002	0.003	2.5
20	781.999997	-0.003	2.5
30	781.999999	-0.002	2.5
40	781.999997	-0.004	2.5
50	781.999998	-0.003	2.5

Frequency Error vs. Voltage

Voltage (Volts)	LTE Band 17				Limit (ppm)
	Channel Bandwidth: 5 MHz				
	Low Channel		High Channel		
	Frequency (MHz)	Frequency Error (ppm)	Frequency (MHz)	Frequency Error (ppm)	
12.0	706.500001	0.002	713.500002	0.002	2.5
6.0	706.500002	0.003	713.500003	0.004	2.5
36.0	706.500004	0.005	713.500003	0.005	2.5

Note: The applicant defined the normal working voltage of the battery is from 6.0 Vdc to 36.0 Vdc.

Frequency Error vs. Temperature

Temp. (°C)	LTE Band 17				Limit (ppm)
	Channel Bandwidth: 5 MHz				
	Low Channel		High Channel		
	Frequency (MHz)	Frequency Error (ppm)	Frequency (MHz)	Frequency Error (ppm)	
-30	706.500003	0.004	713.500003	0.004	2.5
-20	706.500002	0.002	713.500001	0.002	2.5
-10	706.500004	0.006	713.500004	0.005	2.5
0	706.500002	0.003	713.500002	0.003	2.5
10	706.500004	0.006	713.500002	0.003	2.5
20	706.499999	-0.002	713.499996	-0.006	2.5
30	706.499998	-0.002	713.499997	-0.004	2.5
40	706.499996	-0.005	713.499999	-0.002	2.5
50	706.499998	-0.003	713.499998	-0.004	2.5

Frequency Error vs. Voltage

Voltage (Volts)	LTE Band 17				Limit (ppm)
	Channel Bandwidth: 10 MHz				
	Low Channel		High Channel		
	Frequency (MHz)	Frequency Error (ppm)	Frequency (MHz)	Frequency Error (ppm)	
12.0	709.000003	0.004	711.000003	0.005	2.5
6.0	709.000003	0.004	711.000001	0.001	2.5
36.0	709.000003	0.004	711.000001	0.002	2.5

Note: The applicant defined the normal working voltage of the battery is from 6.0 Vdc to 36.0 Vdc.

Frequency Error vs. Temperature

Temp. (°C)	LTE Band 17				Limit (ppm)
	Channel Bandwidth: 10 MHz				
	Low Channel		High Channel		
	Frequency (MHz)	Frequency Error (ppm)	Frequency (MHz)	Frequency Error (ppm)	
-30	709.000004	0.005	711.000002	0.003	2.5
-20	709.000002	0.002	711.000003	0.005	2.5
-10	709.000001	0.002	711.000001	0.002	2.5
0	709.000003	0.005	711.000003	0.004	2.5
10	709.000001	0.002	711.000002	0.003	2.5
20	708.999999	-0.002	710.999996	-0.005	2.5
30	708.999997	-0.005	710.999998	-0.003	2.5
40	708.999997	-0.004	710.999998	-0.003	2.5
50	708.999998	-0.003	710.999996	-0.006	2.5

4.3 Occupied Bandwidth Measurement

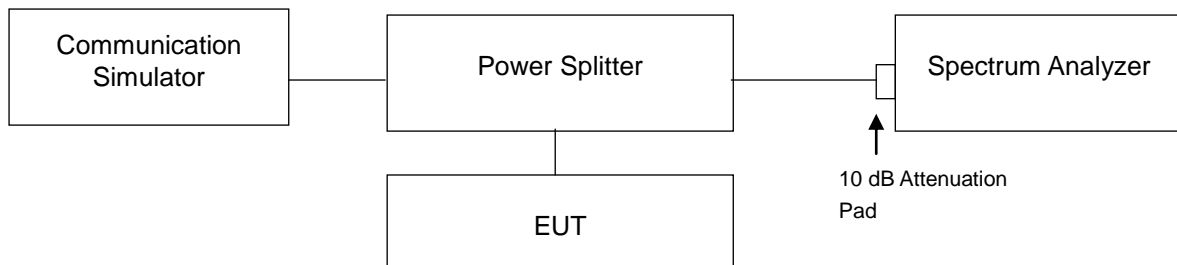
4.3.1 Limits of Occupied Bandwidth Measurement

The width of a frequency band such that, below the lower and above the upper frequency limits, the mean powers emitted are each equal to a specified percentage 0.5 % of the total mean power of a given emission.

4.3.2 Test Procedure

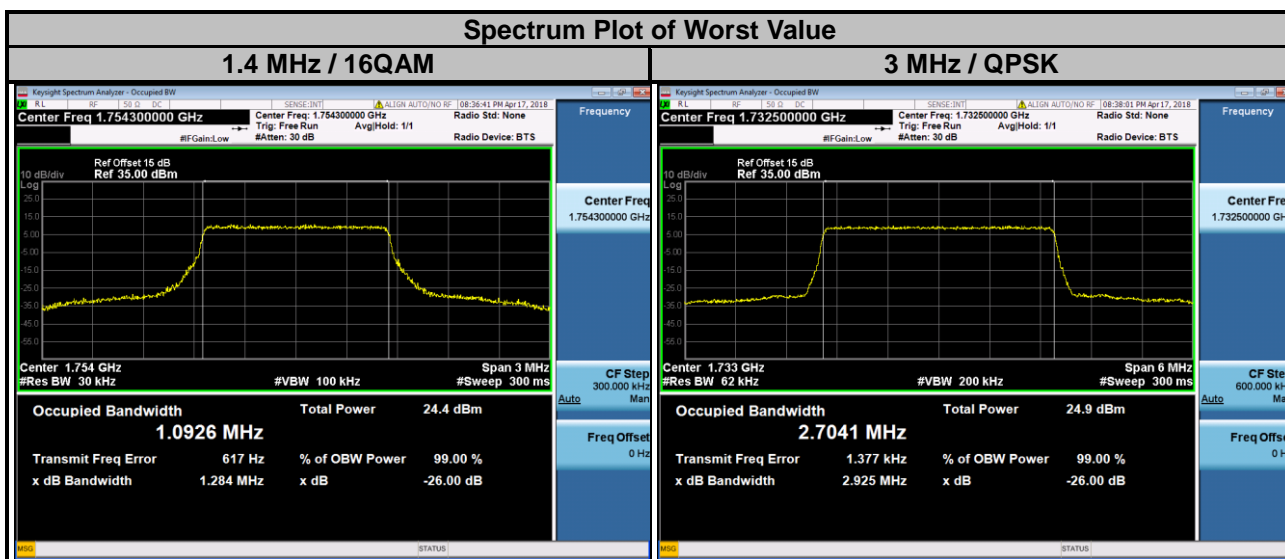
- The conducted occupied bandwidth used the power splitter via EUT RF power connector between simulation base station and spectrum analyzer.
- Use OBW measurement function of Spectrum analyzer to measure 99 % occupied bandwidth.

4.3.3 Test Setup

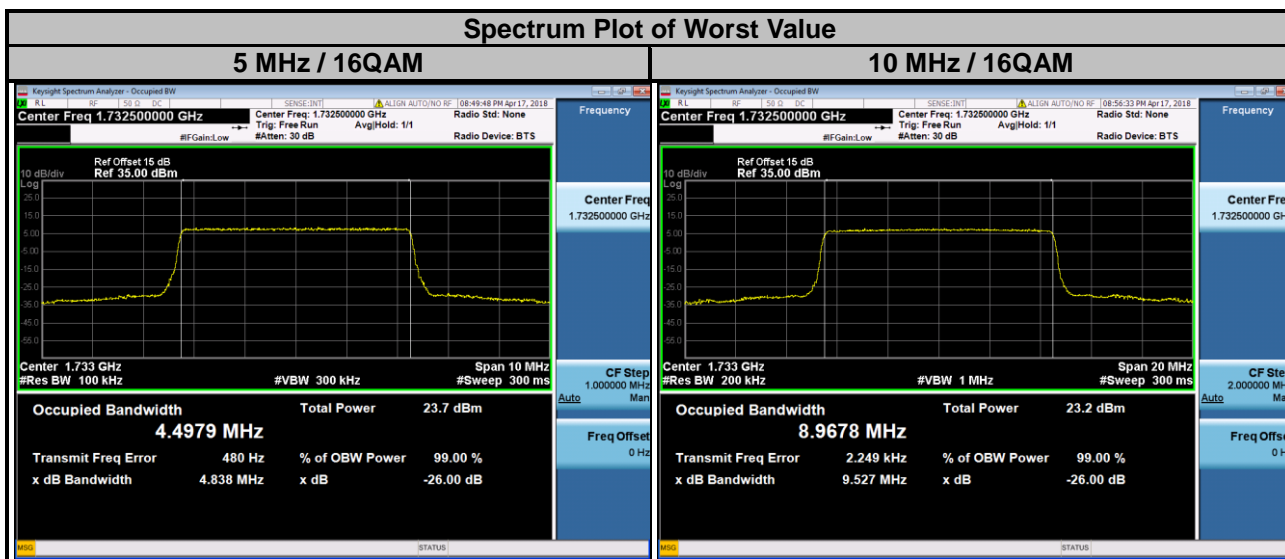


4.3.4 Test Result

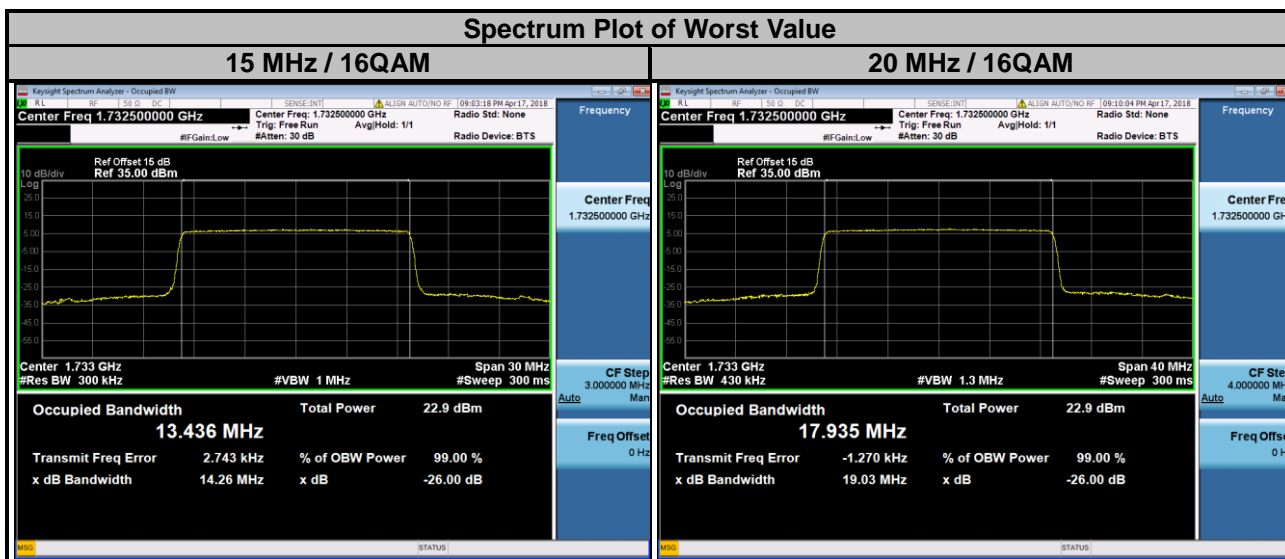
LTE Band 4							
Channel Bandwidth: 1.4 MHz				Channel Bandwidth: 3 MHz			
Channel	Frequency (MHz)	99 % Occupied Bandwidth (MHz)		Channel	Frequency (MHz)	99 % Occupied Bandwidth (MHz)	
		QPSK	16QAM			QPSK	16QAM
19957	1710.7	1.09	1.09	19965	1711.5	2.70	2.70
20175	1732.5	1.09	1.09	20175	1732.5	2.70	2.70
20393	1754.3	1.09	1.09	20385	1753.5	2.70	2.70



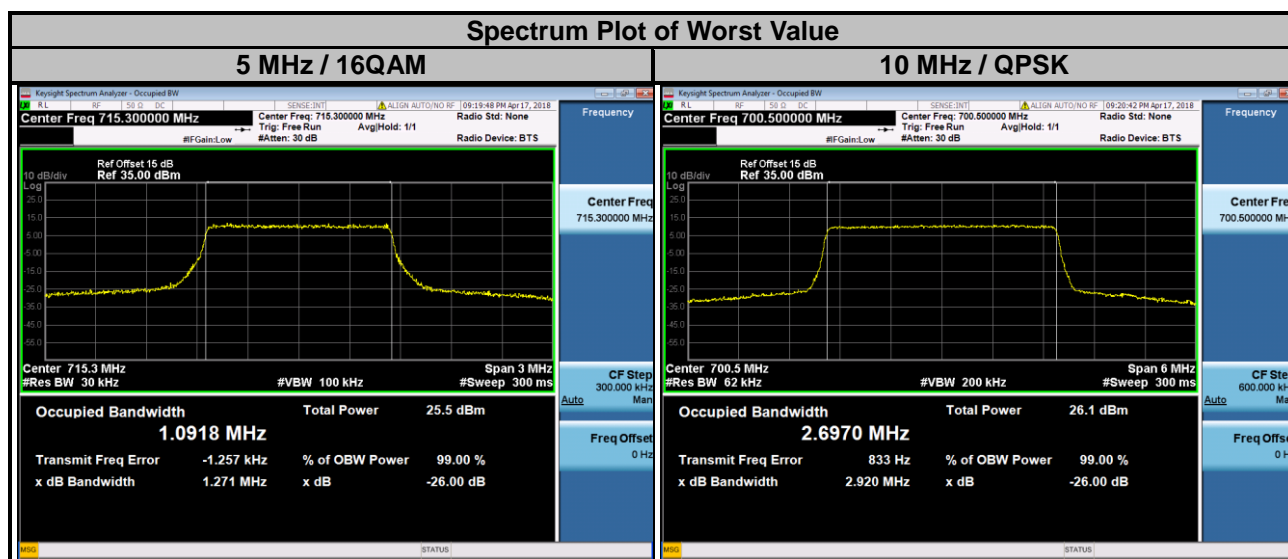
LTE Band 4							
Channel Bandwidth: 5 MHz				Channel Bandwidth: 10 MHz			
Channel	Frequency (MHz)	99 % Occupied Bandwidth (MHz)		Channel	Frequency (MHz)	99 % Occupied Bandwidth (MHz)	
		QPSK	16QAM			QPSK	16QAM
19975	1712.5	4.49	4.50	20000	1715.0	8.95	8.96
20175	1732.5	4.49	4.50	20175	1732.5	8.96	8.97
20375	1752.5	4.50	4.50	20350	1750.0	8.96	8.96



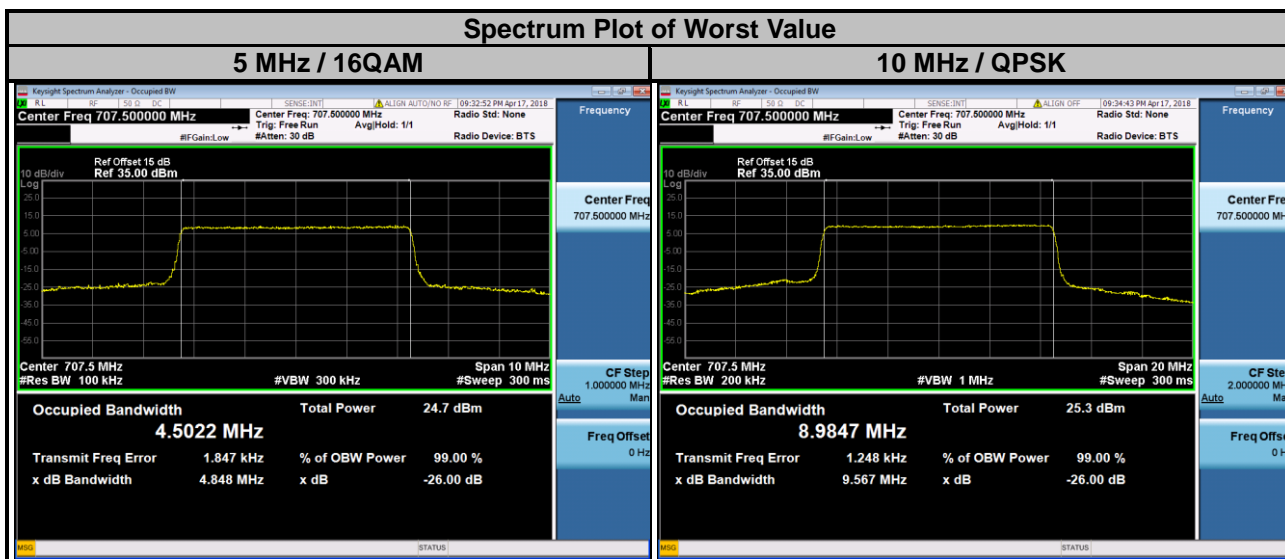
LTE Band 4							
Channel Bandwidth: 15 MHz				Channel Bandwidth: 20 MHz			
Channel	Frequency (MHz)	99 % Occupied Bandwidth (MHz)		Channel	Frequency (MHz)	99 % Occupied Bandwidth (MHz)	
		QPSK	16QAM			QPSK	16QAM
20025	1717.5	13.42	13.43	20050	1720.0	17.91	17.90
20175	1732.5	13.43	13.44	20175	1732.5	17.92	17.94
20325	1747.5	13.42	13.43	20300	1745.0	17.89	17.90



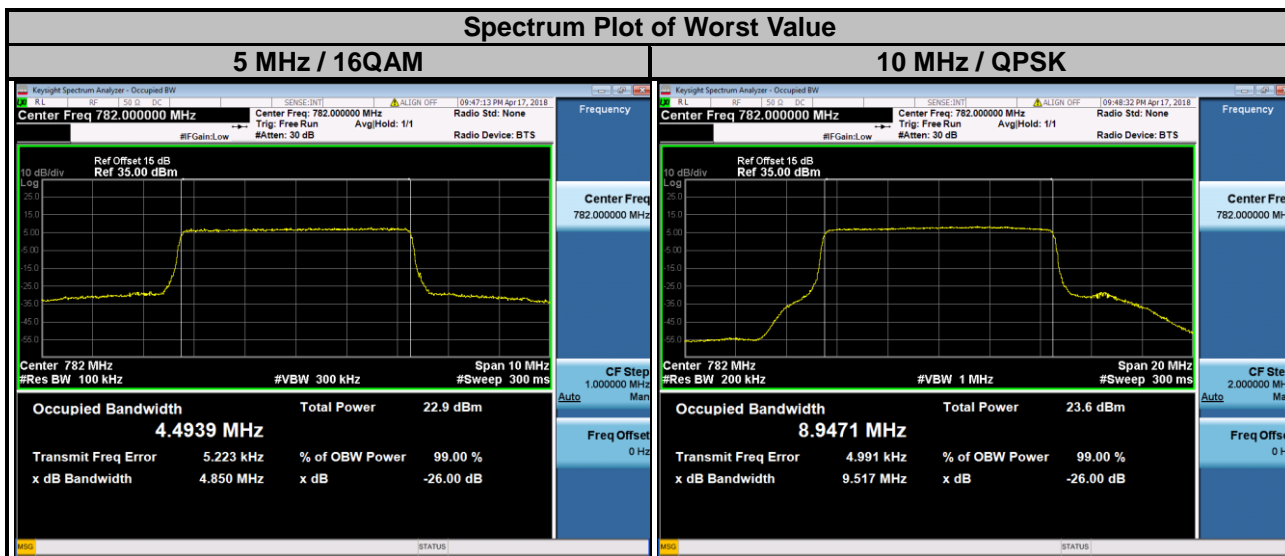
LTE Band 12							
Channel Bandwidth: 1.4 MHz				Channel Bandwidth: 3 MHz			
Channel	Frequency (MHz)	99 % Occupied Bandwidth (MHz)		Channel	Frequency (MHz)	99 % Occupied Bandwidth (MHz)	
		QPSK	16QAM			QPSK	16QAM
23017	699.7	1.09	1.09	23025	700.5	2.70	2.70
23095	707.5	1.09	1.09	23095	707.5	2.70	2.70
23173	715.3	1.09	1.09	23165	714.5	2.70	2.70



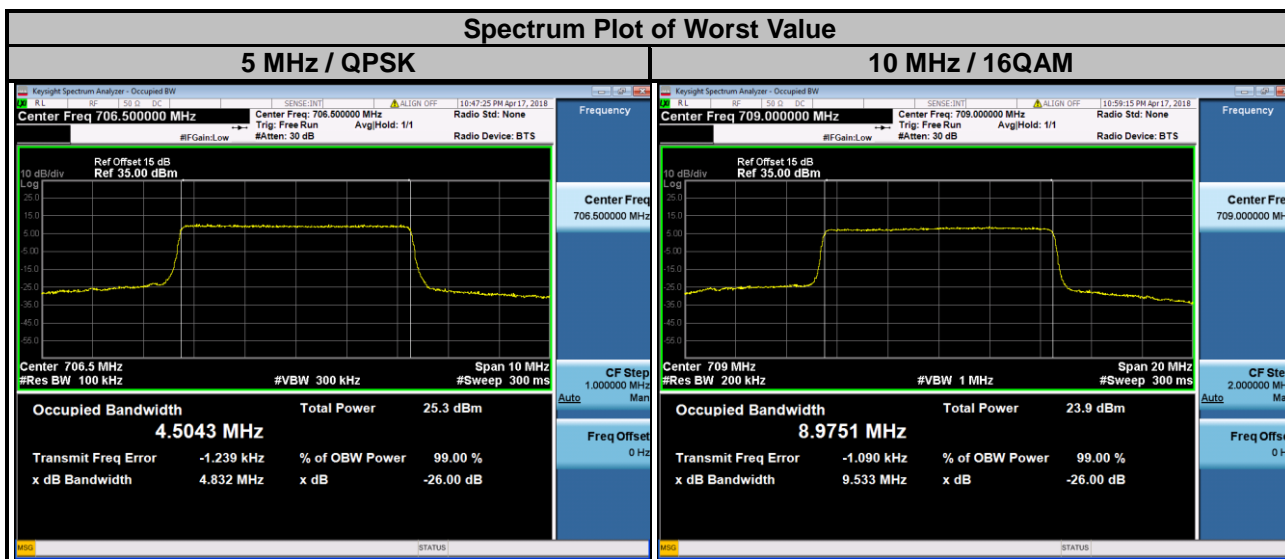
LTE Band 12							
Channel Bandwidth: 5 MHz				Channel Bandwidth: 10 MHz			
Channel	Frequency (MHz)	99 % Occupied Bandwidth (MHz)		Channel	Frequency (MHz)	99 % Occupied Bandwidth (MHz)	
		QPSK	16QAM			QPSK	16QAM
23035	701.5	4.49	4.48	23060	704.0	8.95	8.96
23095	707.5	4.50	4.50	23095	707.5	8.98	8.98
23155	713.5	4.49	4.49	23130	711.0	8.93	8.93



LTE Band 13							
Channel Bandwidth: 5 MHz				Channel Bandwidth: 10 MHz			
Channel	Frequency (MHz)	99 % Occupied Bandwidth (MHz)		Channel	Frequency (MHz)	99 % Occupied Bandwidth (MHz)	
		QPSK	16QAM			QPSK	16QAM
23205	779.5	4.49	4.49	23230	782.0	8.95	8.94
23230	782.0	4.49	4.49				
23255	784.5	4.49	4.49				



LTE Band 17							
Channel Bandwidth: 5 MHz				Channel Bandwidth: 10 MHz			
Channel	Frequency (MHz)	99 % Occupied Bandwidth (MHz)		Channel	Frequency (MHz)	99 % Occupied Bandwidth (MHz)	
		QPSK	16QAM			QPSK	16QAM
23755	706.5	4.50	4.50	23780	709.0	8.96	8.98
23790	710.0	4.49	4.50	23790	710.0	8.95	8.96
23825	713.5	4.49	4.49	23800	711.0	8.94	8.93



4.4 Band Edge Measurement

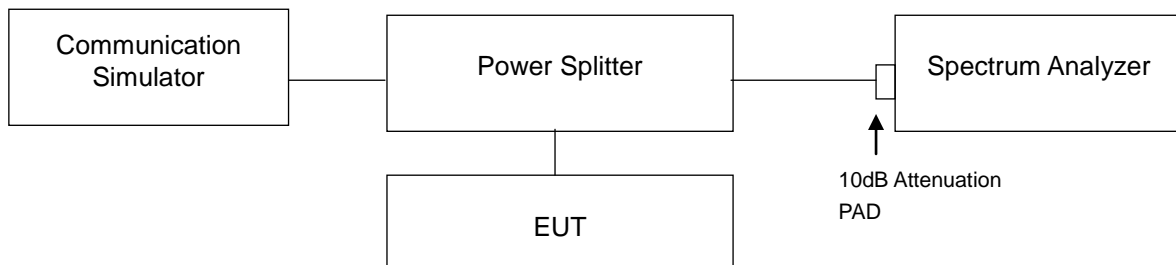
4.4.1 Limits of Band Edge Measurement

For operations in the 704-716 MHz band, the power of any emission outside a licensee's frequency band(s) of operation shall be attenuated below the transmitter power (P) within the licensed band(s) of operation, measured in watts, by at least $43 + 10 \log(P)$ dB. Compliance with this provision is based on the use of measurement instrumentation employing a resolution bandwidth of 100 kilohertz or greater.

However, in the 100 kilohertz bands immediately outside and adjacent to a licensee's frequency block, a resolution bandwidth of at least 30 kHz may be employed.

For operations in the 1710–1755 MHz bands, the power of any emission outside a licensee's frequency block shall be attenuated below the transmitter power (P) by at least $43 + 10 \log_{10}(P)$ dB.

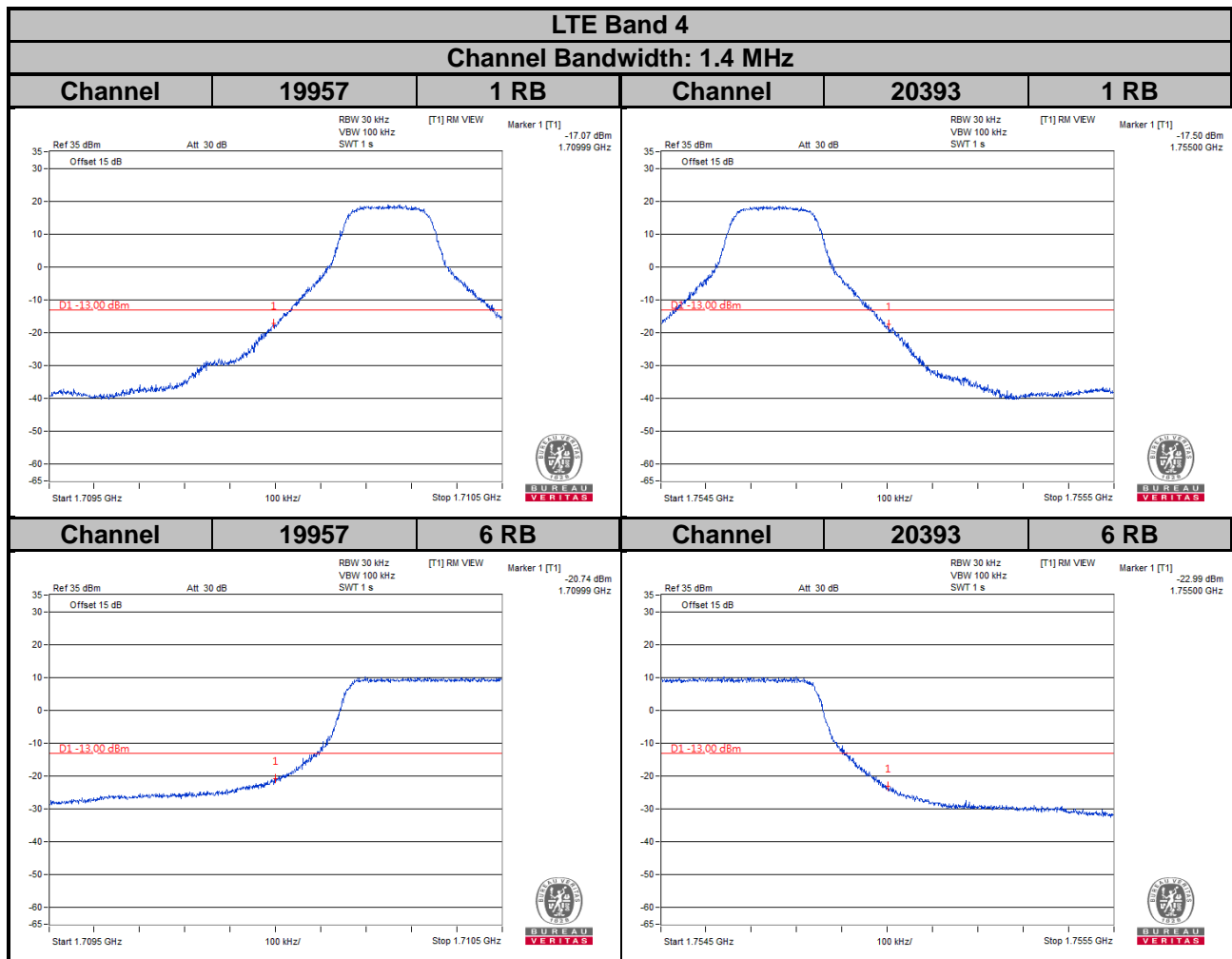
4.4.2 Test Setup



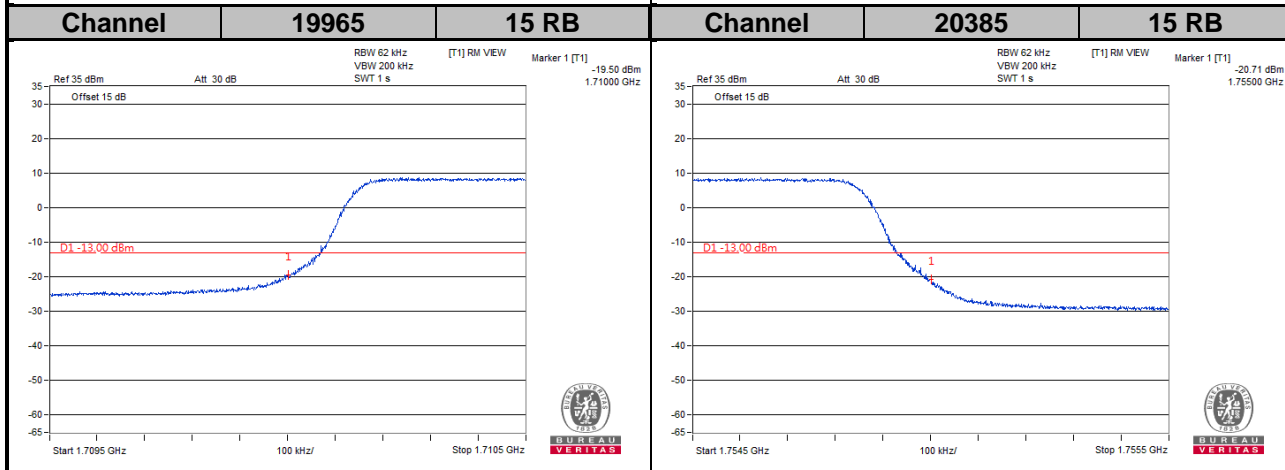
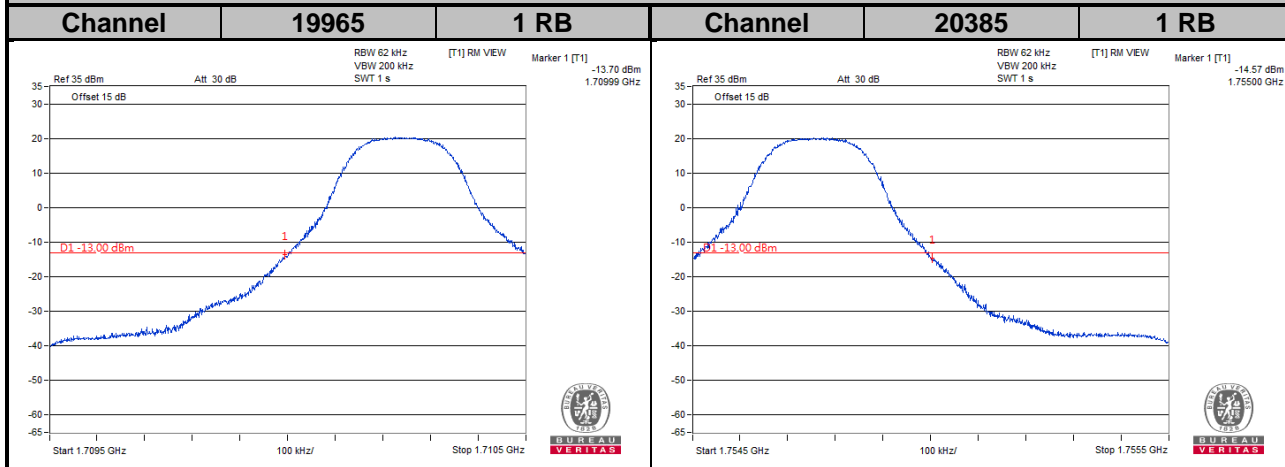
4.4.3 Test Procedures

- a. All measurements were done at low and high operational frequency range.
- b. The center frequency of spectrum is the band edge frequency and span is 1 MHz. RB of the spectrum is 30 kHz and VB of the spectrum is 100 kHz (LTE Bandwidth 1.4 MHz).
- c. The center frequency of spectrum is the band edge frequency and span is 1 MHz. RB of the spectrum is 62 kHz and VB of the spectrum is 200 kHz (LTE Bandwidth 3 MHz).
- d. The center frequency of spectrum is the band edge frequency and span is 1 MHz. RB of the spectrum is 100 kHz and VB of the spectrum is 300 kHz (LTE Bandwidth 5 MHz).
- e. The center frequency of spectrum is the band edge frequency and span is 1 MHz. RB of the spectrum is 200 kHz and VB of the spectrum is 1 MHz (LTE Bandwidth 10 MHz).
- f. The center frequency of spectrum is the band edge frequency and span is 1MHz. RB of the spectrum is 300 kHz and VB of the spectrum is 1 MHz (LTE Bandwidth 15 MHz).
- g. The center frequency of spectrum is the band edge frequency and span is 1MHz. RB of the spectrum is 300 kHz and VB of the spectrum is 1 MHz (LTE Bandwidth 20 MHz).
- h. Record the max. trace plot into the test report.

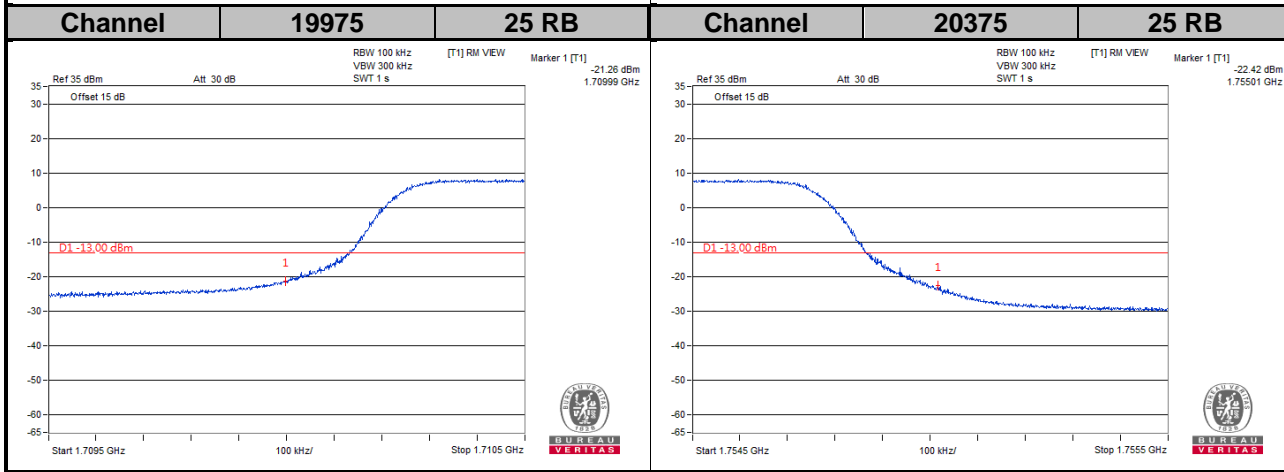
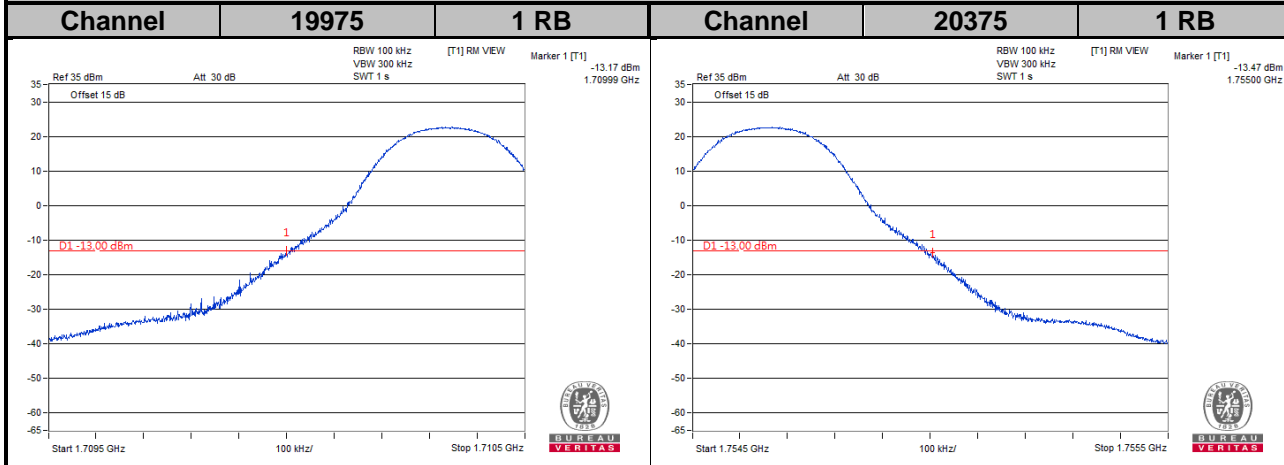
4.4.4 Test Results

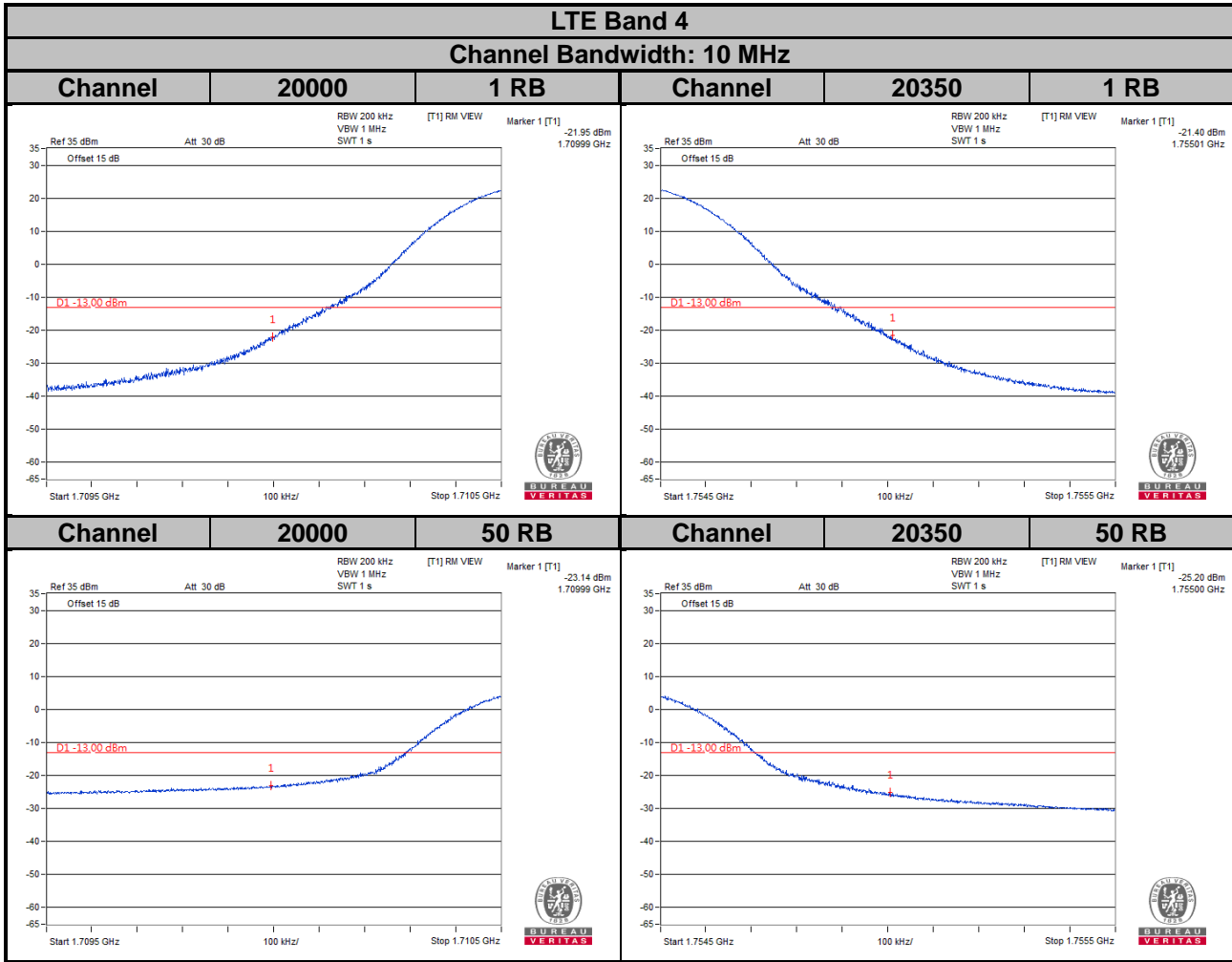


LTE Band 4
Channel Bandwidth: 3 MHz

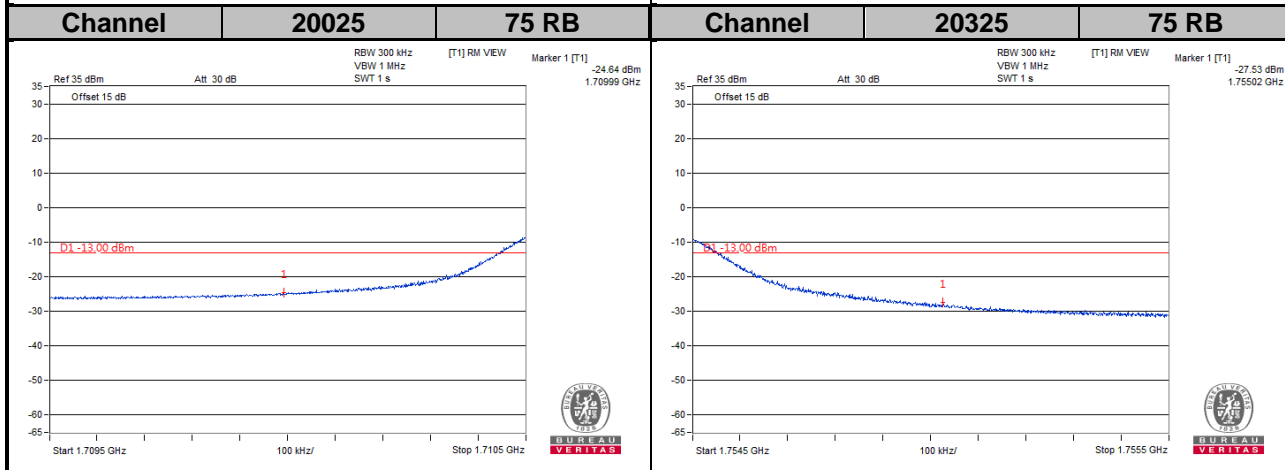
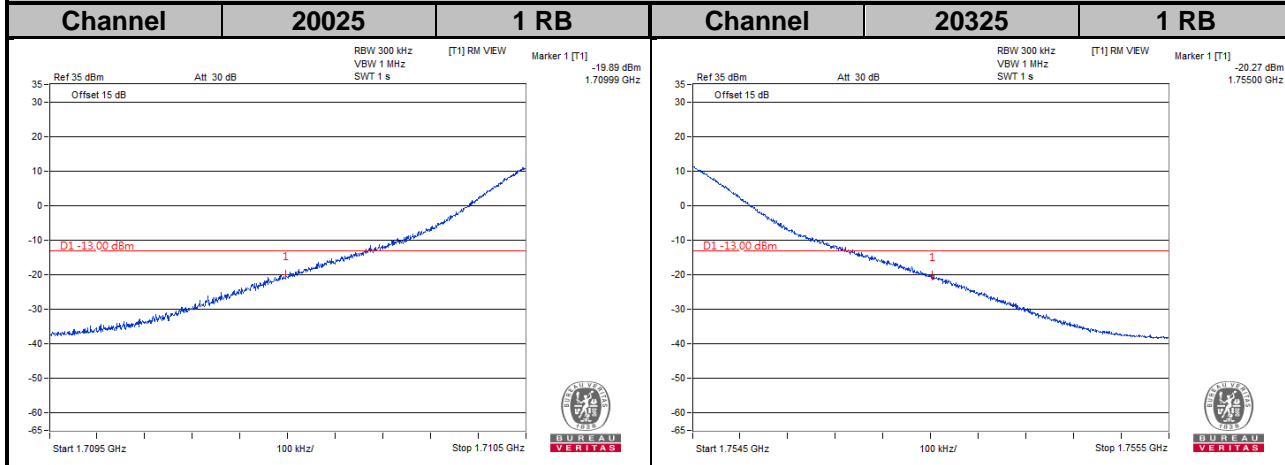


LTE Band 4
Channel Bandwidth: 5 MHz

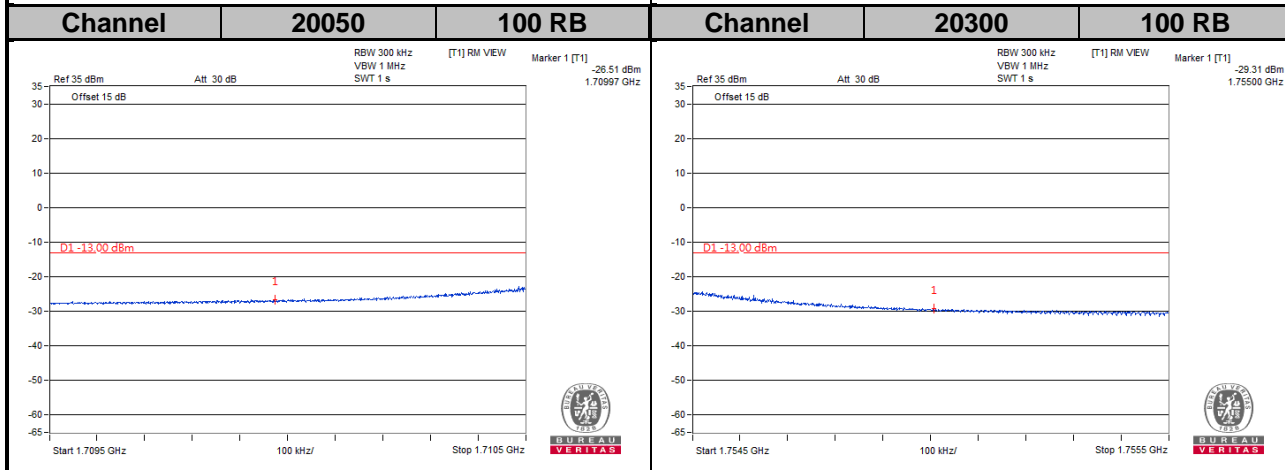
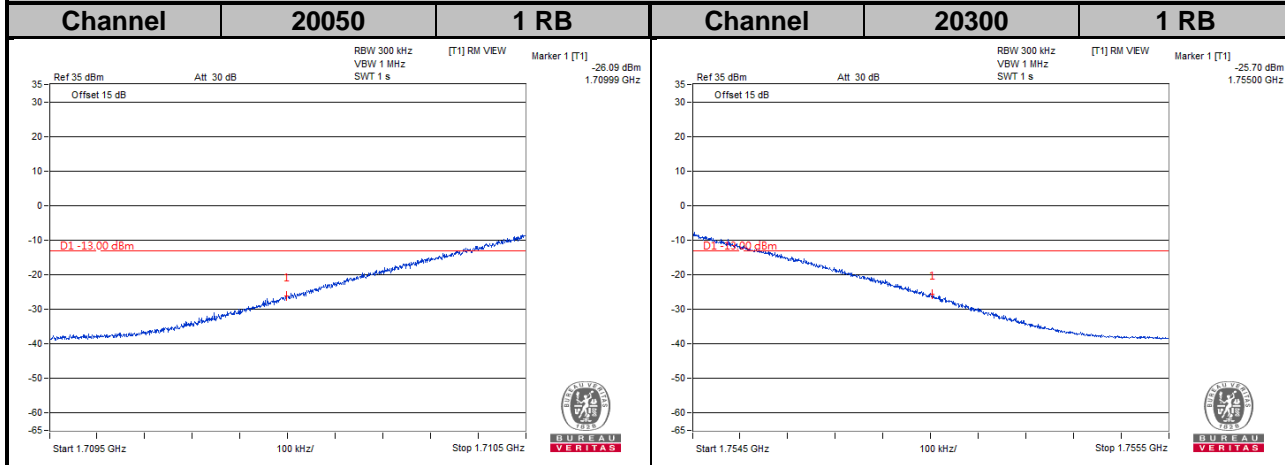




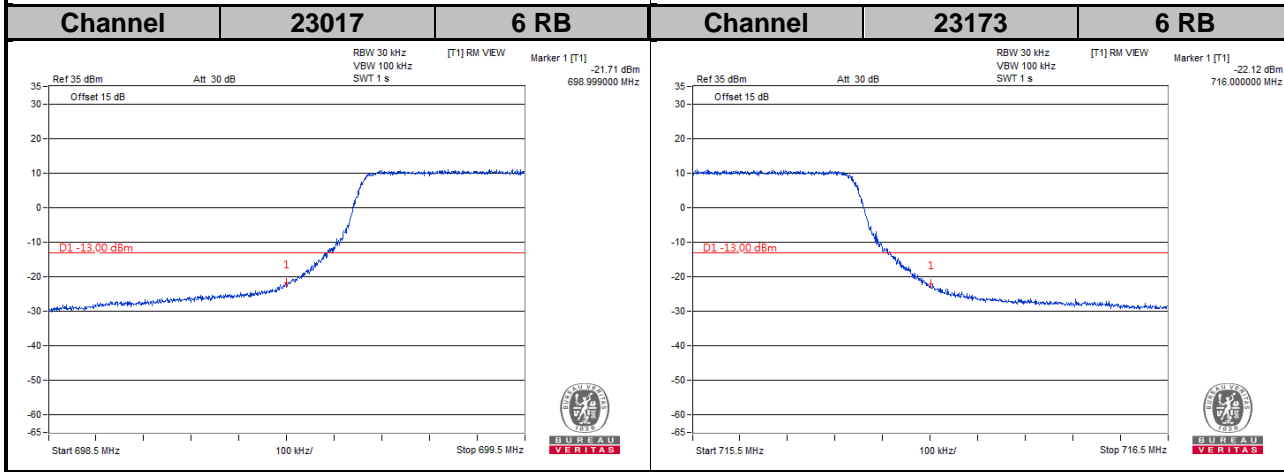
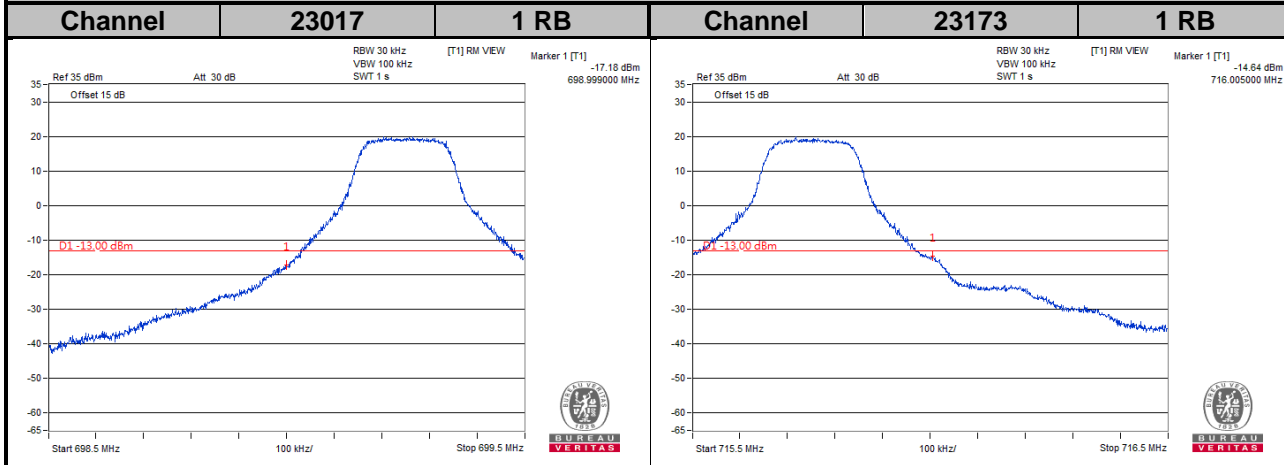
LTE Band 4
Channel Bandwidth: 15 MHz



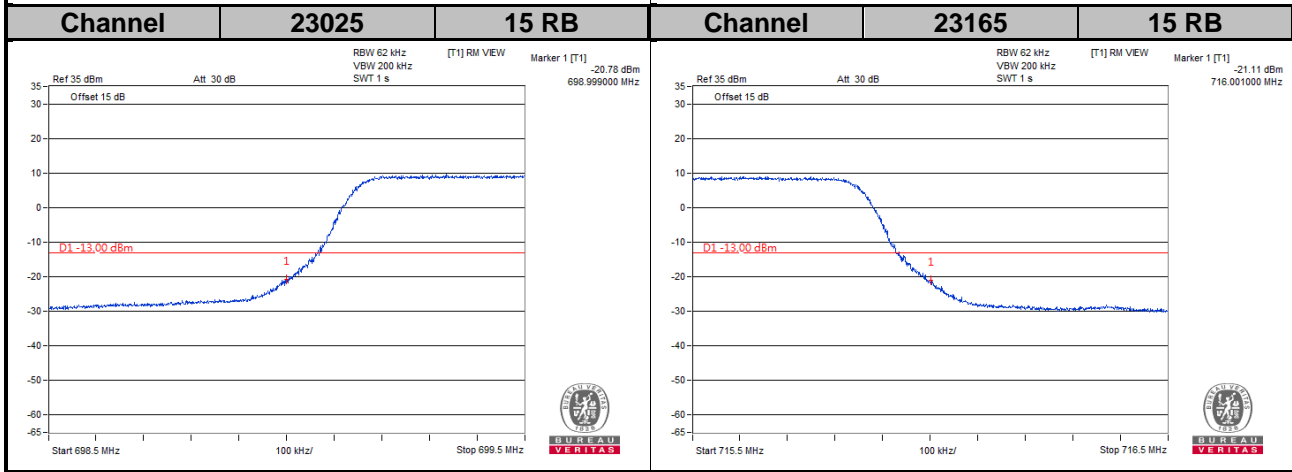
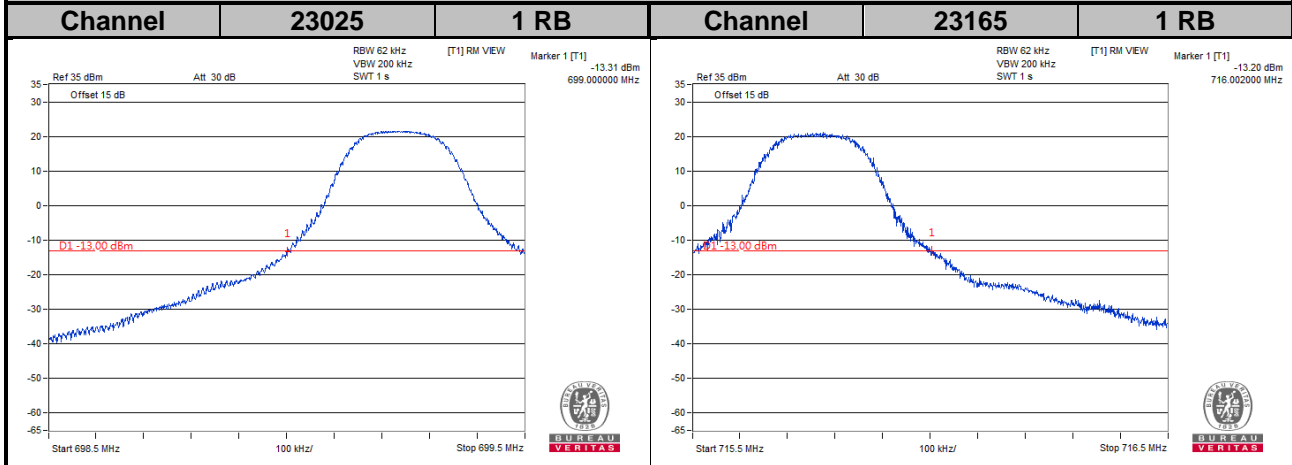
LTE Band 4
Channel Bandwidth: 20 MHz



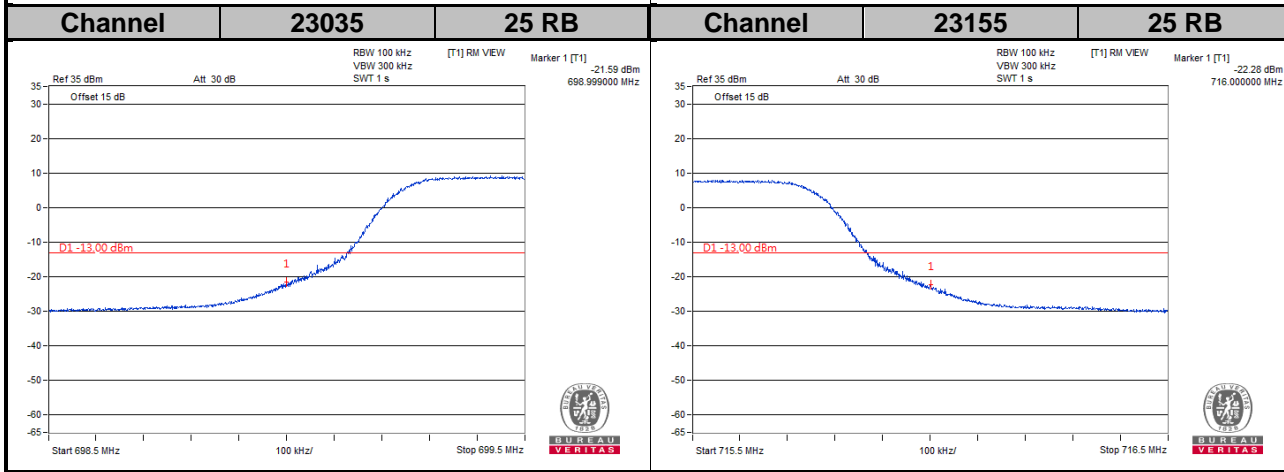
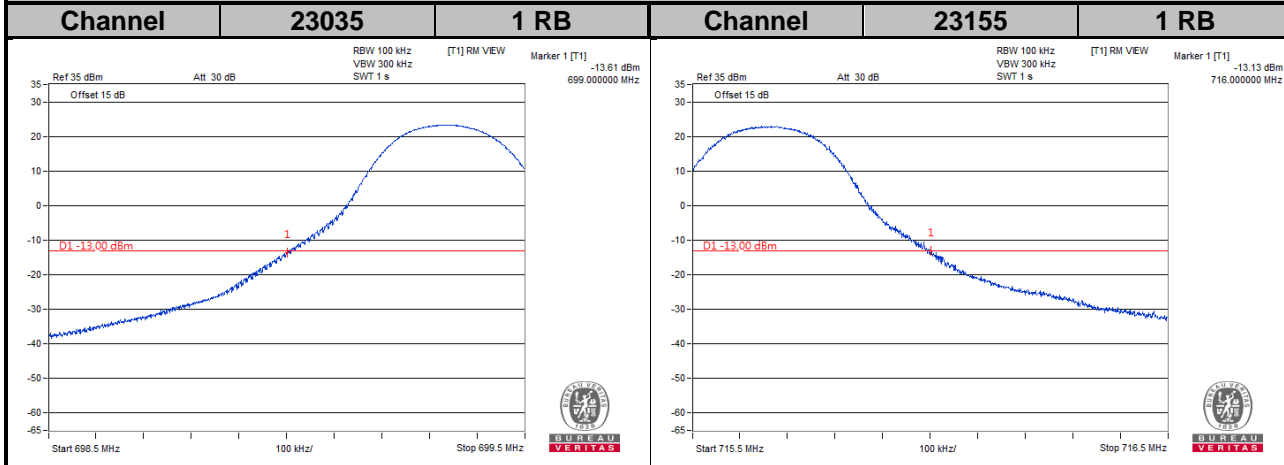
LTE Band 12
Channel Bandwidth: 1.4 MHz

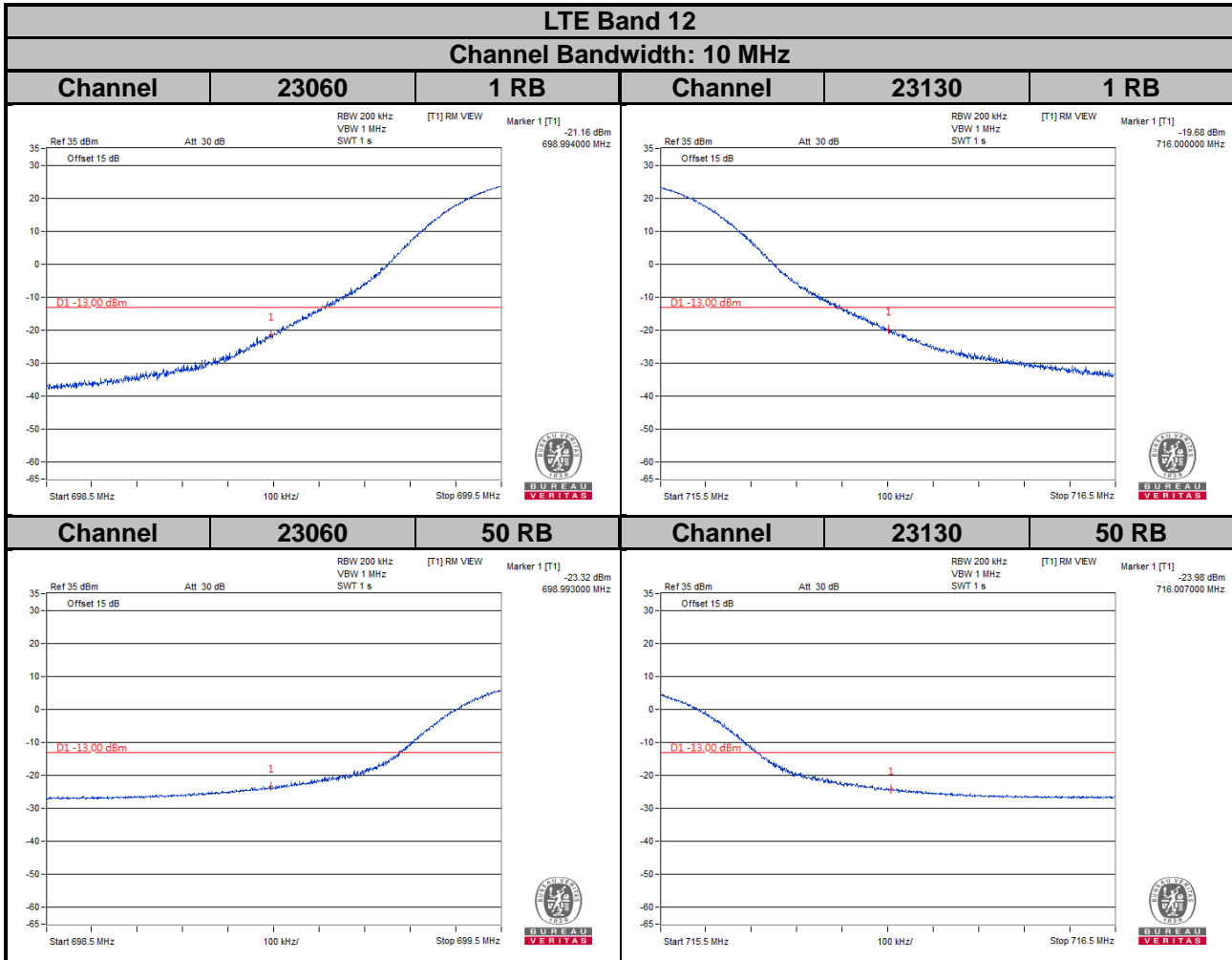


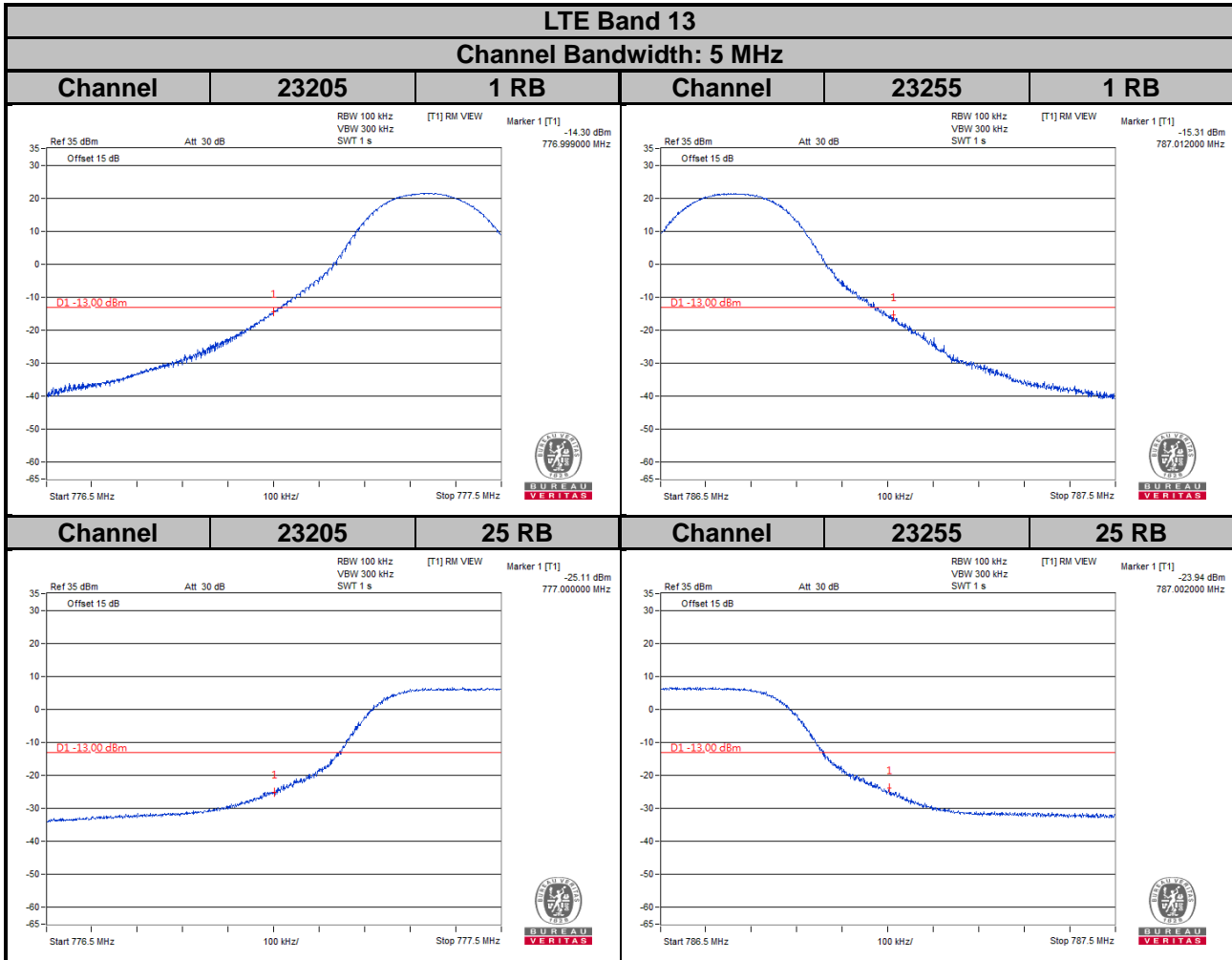
LTE Band 12
Channel Bandwidth: 3 MHz

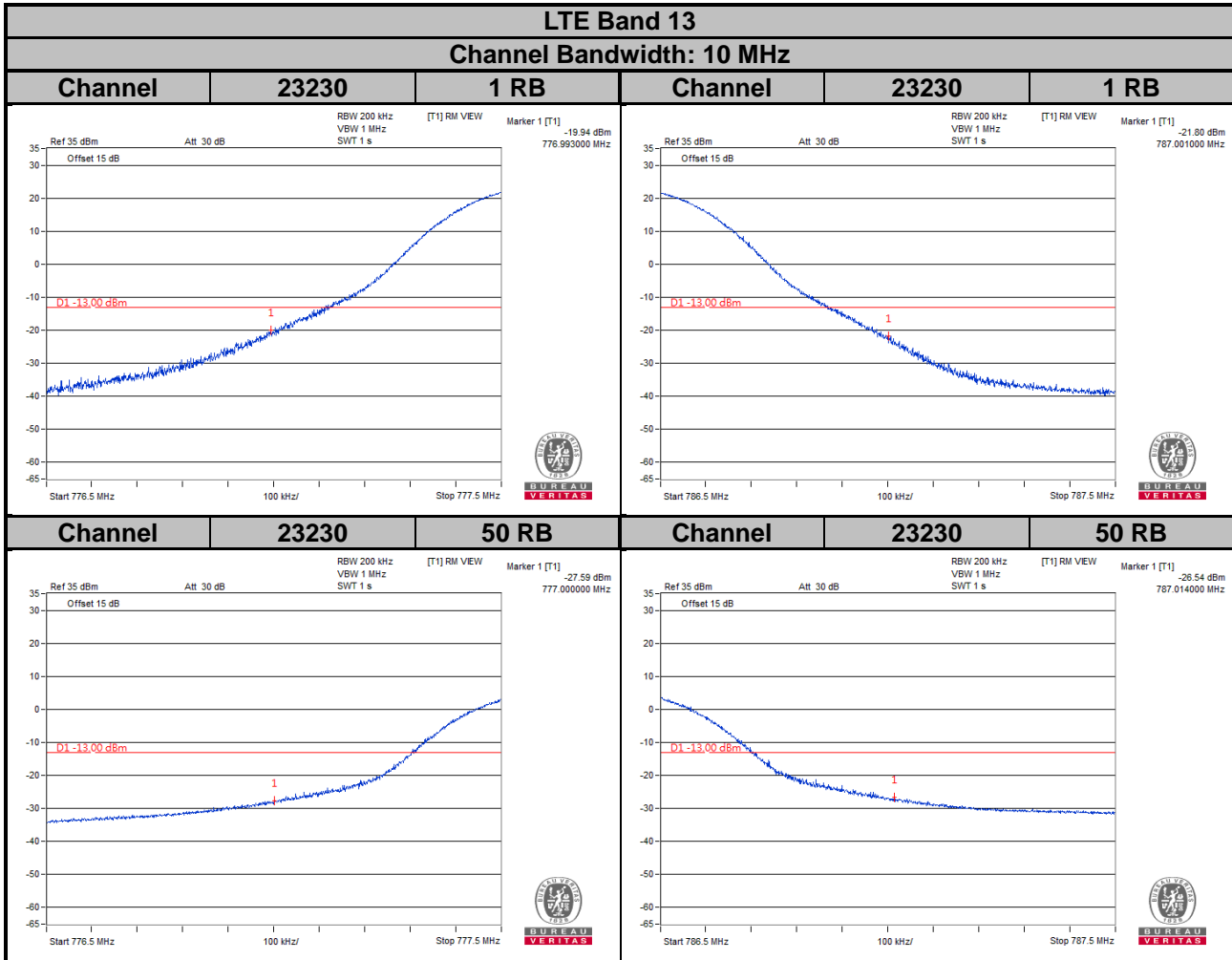


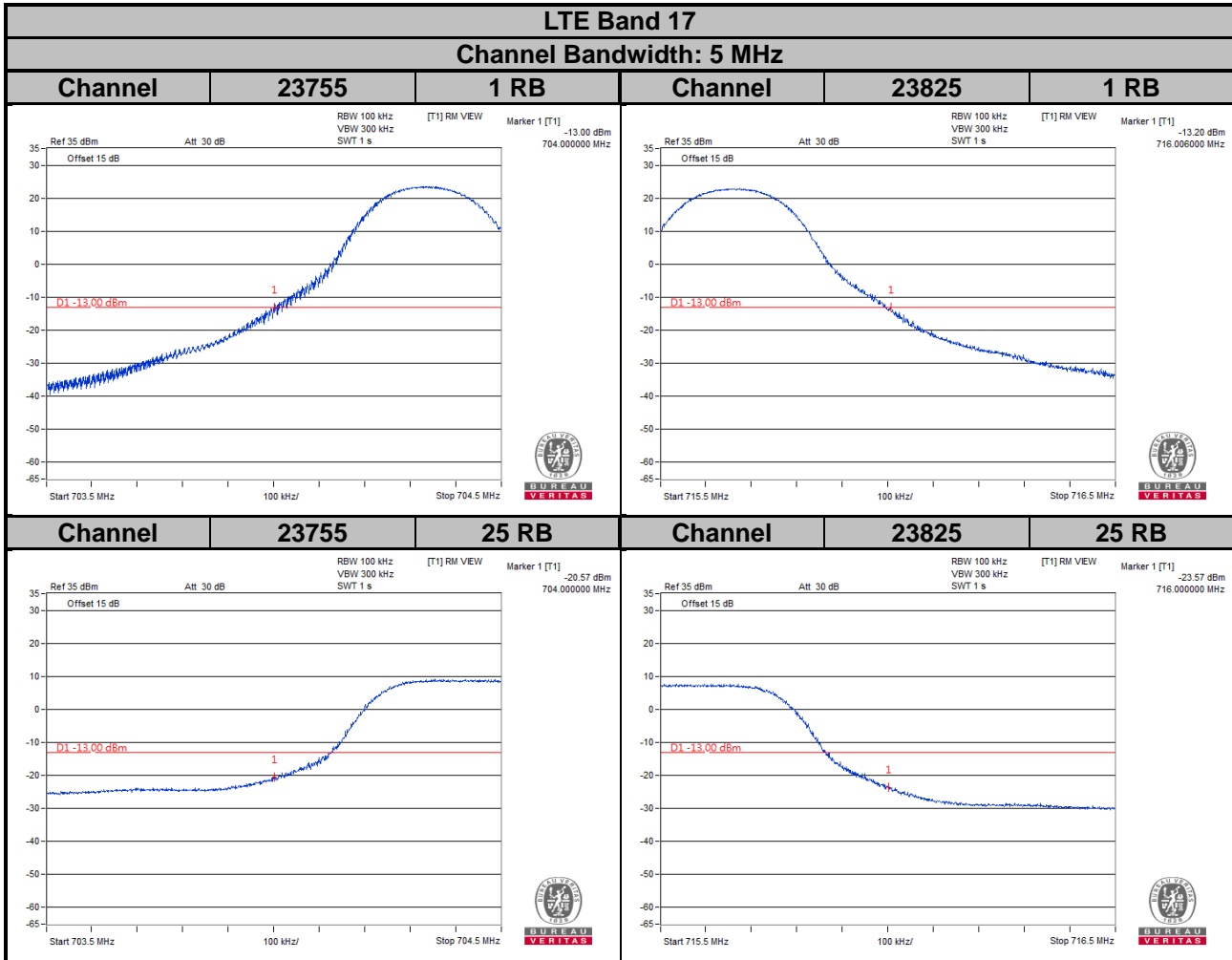
LTE Band 12
Channel Bandwidth: 5 MHz



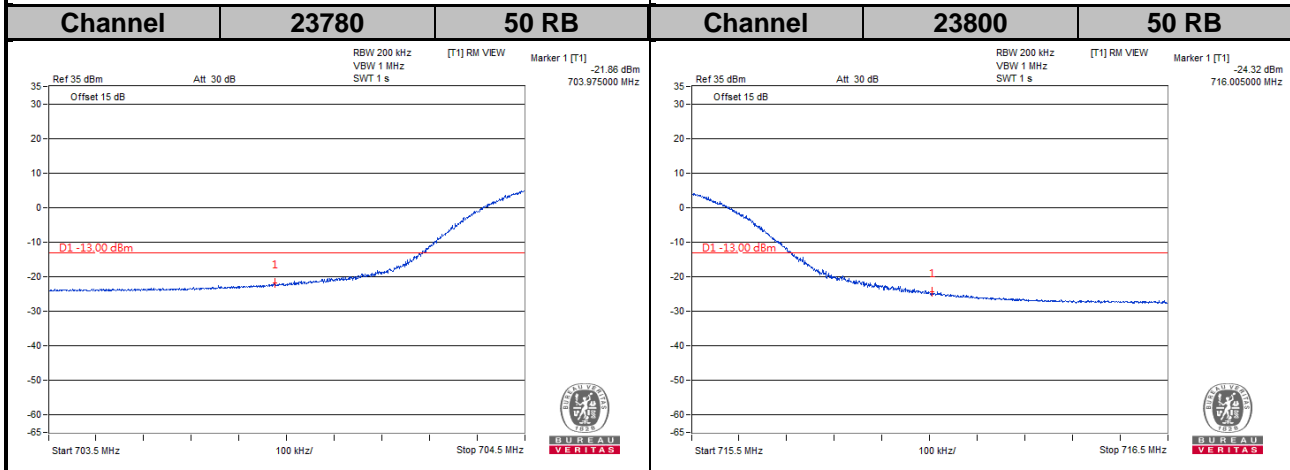
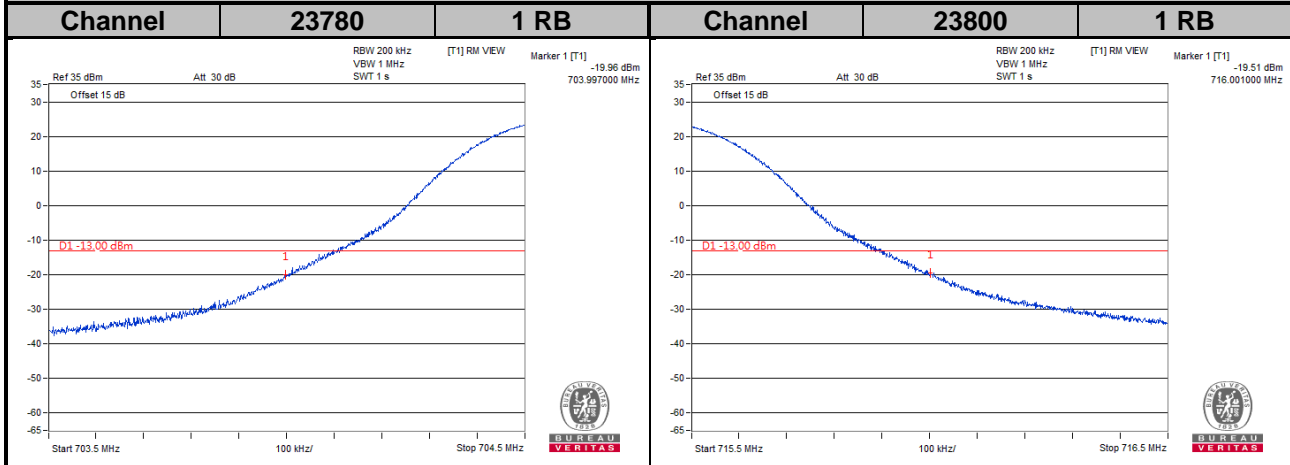








LTE Band 17
Channel Bandwidth: 10 MHz



Emission Mask



For the 763 - 775 MHz and 793 - 805 MHz band, the FCC limit is $65 + 10\log(P[\text{watt}])$ in a 6.25 kHz bandwidth. Since it was not possible to set the resolution bandwidth to 6.25 kHz with the available equipment, a bandwidth of 10 kHz was used instead to show compliance. By using a 10 kHz bandwidth on the spectrum analyzer.

$$10\log(10\text{kHz}/6.25\text{kHz}) = 2.04 \text{ dB}$$

$$\text{Limit line} = -35 \text{ dBm} + 2.04 \text{ dB} = -32.96 \text{ dBm}$$



For the 763 - 775 MHz and 793 - 805 MHz band, the FCC limit is $65 + 10\log(P[\text{watt}])$ in a 6.25 kHz bandwidth. Since it was not possible to set the resolution bandwidth to 6.25 kHz with the available equipment, a bandwidth of 10 kHz was used instead to show compliance. By using a 10 kHz bandwidth on the spectrum analyzer.

$$10\log(10\text{kHz}/6.25\text{kHz}) = 2.04 \text{ dB}$$

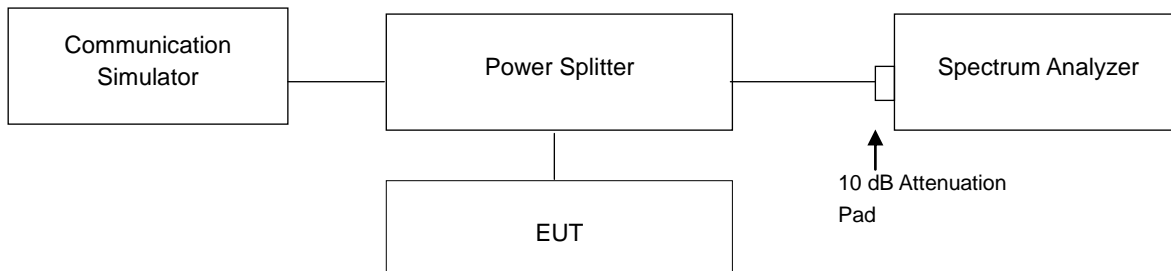
$$\text{Limit line} = -35 \text{ dBm} + 2.04 \text{ dB} = -32.96 \text{ dBm}$$

4.5 Peak to Average Ratio

4.5.1 Limits of Peak to Average Ratio Measurement

In measuring transmissions in this band using an average power technique, the peak to-average ratio (PAR) of the transmission may not exceed 13 dB.

4.5.2 Test Setup

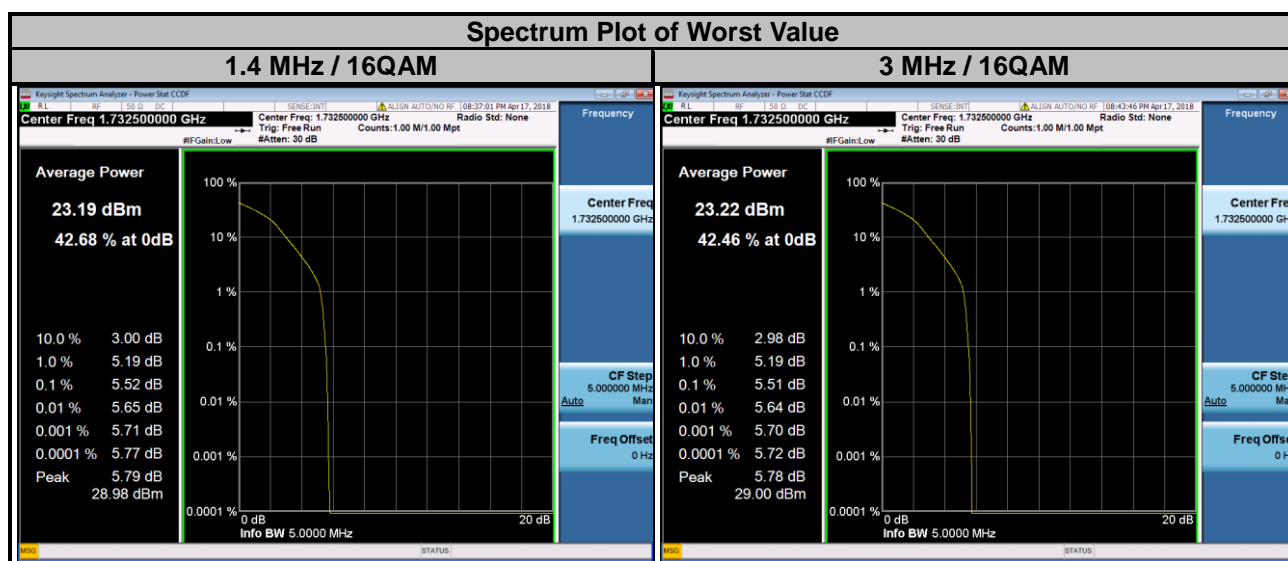


4.5.3 Test Procedures

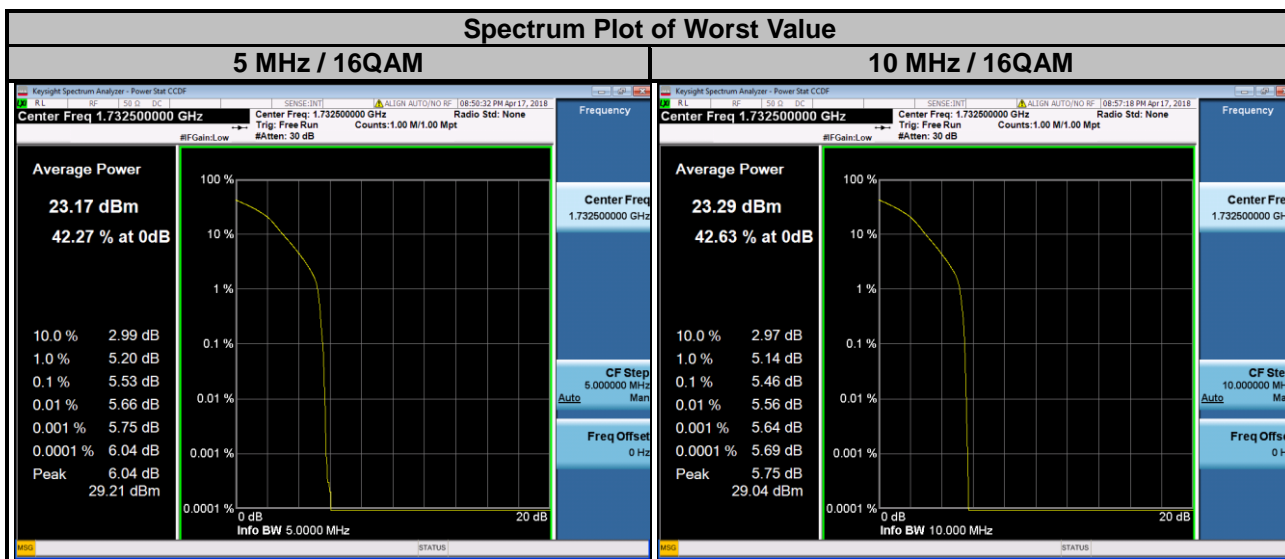
1. Set resolution/measurement bandwidth \geq signal's occupied bandwidth;
2. Set the number of counts to a value that stabilizes the measured CCDF curve;
3. Record the maximum PAPR level associated with a probability of 0.1 %.

4.5.4 Test Results

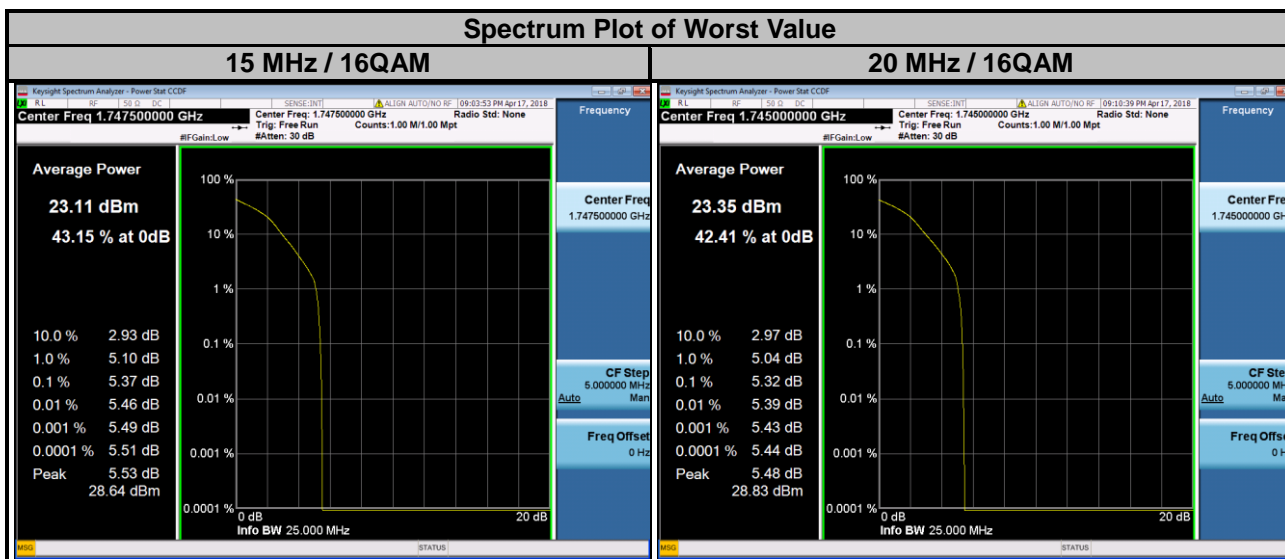
LTE Band 4							
Channel Bandwidth: 1.4 MHz				Channel Bandwidth: 3 MHz			
Channel	Frequency (MHz)	Peak to Average Ratio (dB)		Channel	Frequency (MHz)	Peak to Average Ratio (dB)	
		QPSK	16QAM			QPSK	16QAM
19957	1710.7	3.90	4.79	19965	1711.5	3.84	4.83
20175	1732.5	4.62	5.52	20175	1732.5	4.61	5.51
20393	1754.3	4.14	5.03	20385	1753.5	4.17	5.05



LTE Band 4							
Channel Bandwidth: 5 MHz				Channel Bandwidth: 10 MHz			
Channel	Frequency (MHz)	Peak to Average Ratio (dB)		Channel	Frequency (MHz)	Peak to Average Ratio (dB)	
		QPSK	16QAM			QPSK	16QAM
19975	1712.5	3.90	4.82	20000	1715.0	3.92	4.80
20175	1732.5	4.61	5.53	20175	1732.5	4.57	5.46
20375	1752.5	4.13	4.99	20350	1750.0	4.27	5.16



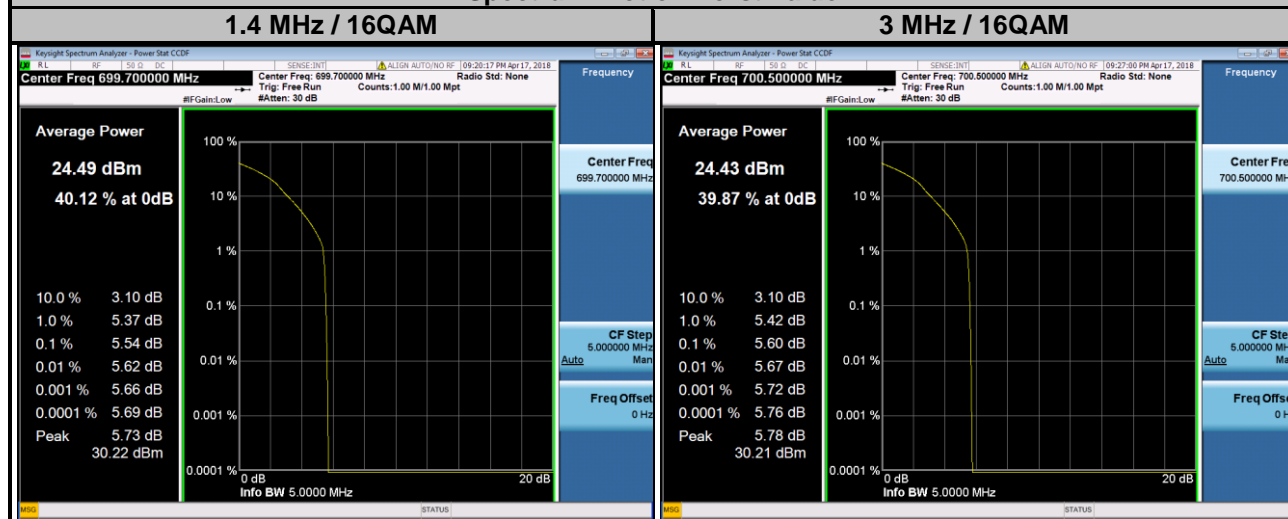
LTE Band 4							
Channel Bandwidth: 15 MHz				Channel Bandwidth: 20 MHz			
Channel	Frequency (MHz)	Peak to Average Ratio (dB)		Channel	Frequency (MHz)	Peak to Average Ratio (dB)	
		QPSK	16QAM			QPSK	16QAM
20025	1717.5	3.98	4.86	20050	1720.0	4.04	4.88
20175	1732.5	4.51	5.31	20175	1732.5	4.46	5.28
20325	1747.5	4.40	5.37	20300	1745.0	4.59	5.32



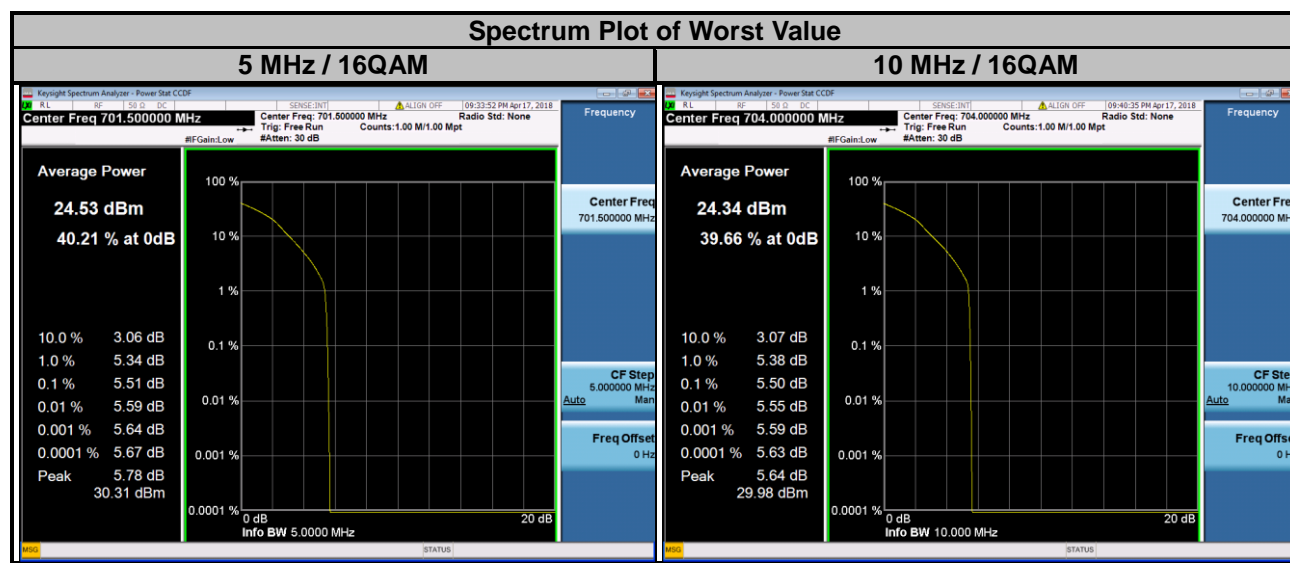
LTE Band 12

Channel Bandwidth: 1.4 MHz				Channel Bandwidth: 3 MHz			
Channel	Frequency (MHz)	Peak to Average Ratio (dB)		Channel	Frequency (MHz)	Peak to Average Ratio (dB)	
		QPSK	16QAM			QPSK	16QAM
23017	699.7	4.50	5.54	23025	700.5	4.55	5.60
23095	707.5	3.97	5.09	23095	707.5	3.87	4.96
23173	715.3	3.64	4.77	23165	714.5	3.96	5.08

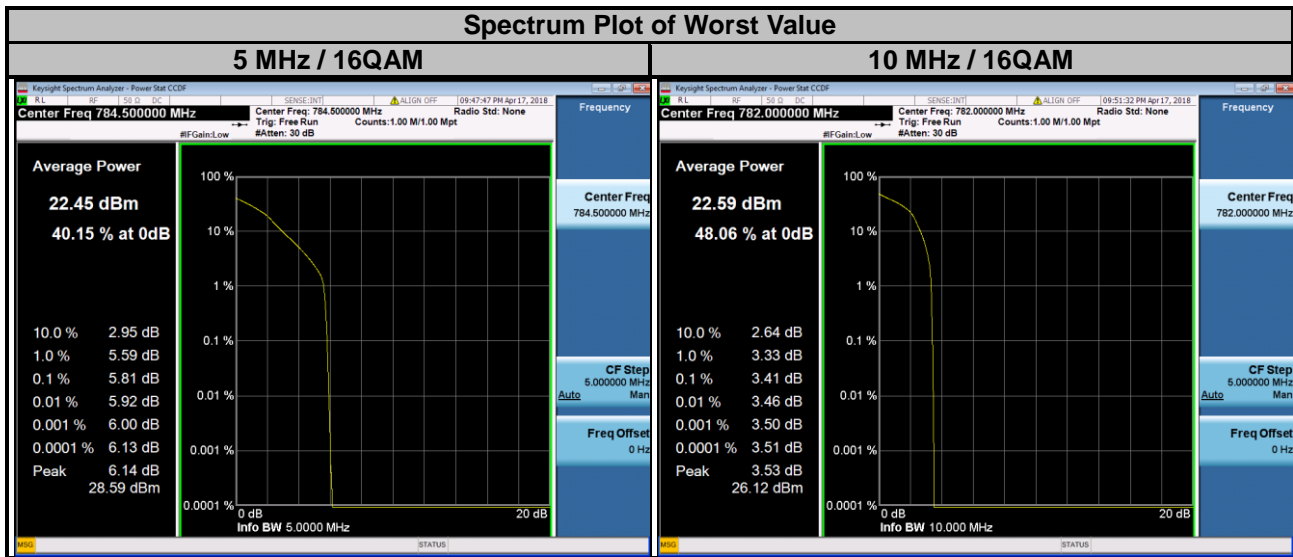
Spectrum Plot of Worst Value



LTE Band 12							
Channel Bandwidth: 5 MHz				Channel Bandwidth: 10 MHz			
Channel	Frequency (MHz)	Peak to Average Ratio (dB)		Channel	Frequency (MHz)	Peak to Average Ratio (dB)	
		QPSK	16QAM			QPSK	16QAM
23035	701.5	4.53	5.51	23060	704.0	4.50	5.50
23095	707.5	3.85	4.86	23095	707.5	3.69	4.74
23155	713.5	4.41	5.42	23130	711.0	3.95	5.02



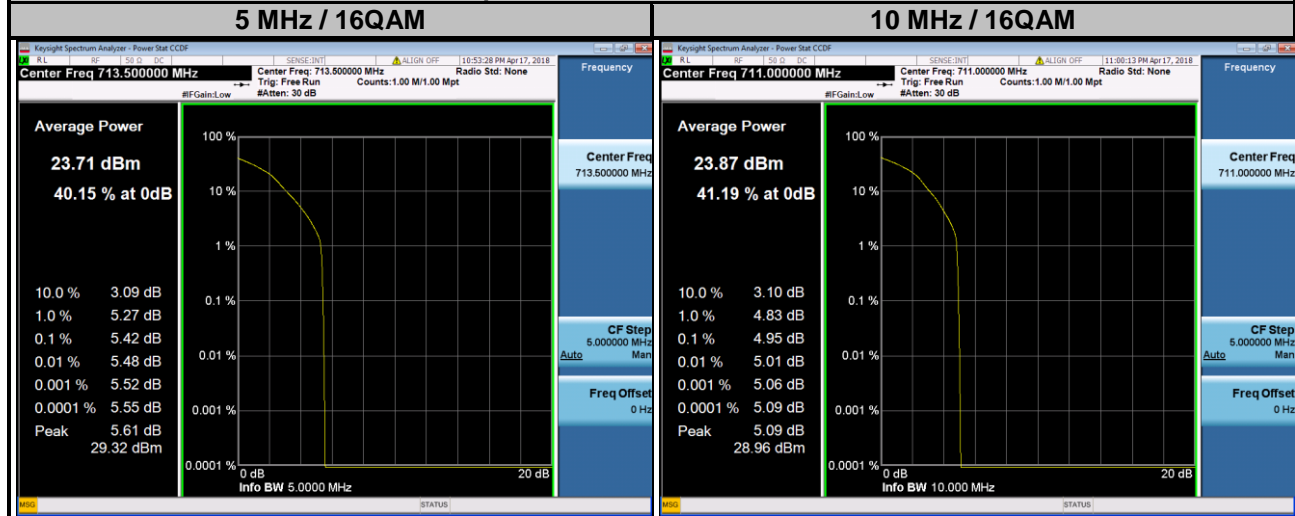
LTE Band 13							
Channel Bandwidth: 5 MHz				Channel Bandwidth: 10 MHz			
Channel	Frequency (MHz)	Peak to Average Ratio (dB)		Channel	Frequency (MHz)	Peak to Average Ratio (dB)	
		QPSK	16QAM			QPSK	16QAM
23205	779.5	2.19	3.17	23230	782.0	2.22	3.41
23230	782.0	4.82	5.67				
23255	784.5	4.96	5.81				



LTE Band 17

Channel Bandwidth: 5 MHz				Channel Bandwidth: 10 MHz			
Channel	Frequency (MHz)	Peak to Average Ratio (dB)		Channel	Frequency (MHz)	Peak to Average Ratio (dB)	
		QPSK	16QAM			QPSK	16QAM
23755	706.5	3.75	4.81	23780	709.0	3.75	4.77
23790	710.0	4.15	5.16	23790	710.0	3.73	4.80
23825	713.5	4.44	5.42	23800	711.0	3.88	4.95

Spectrum Plot of Worst Value

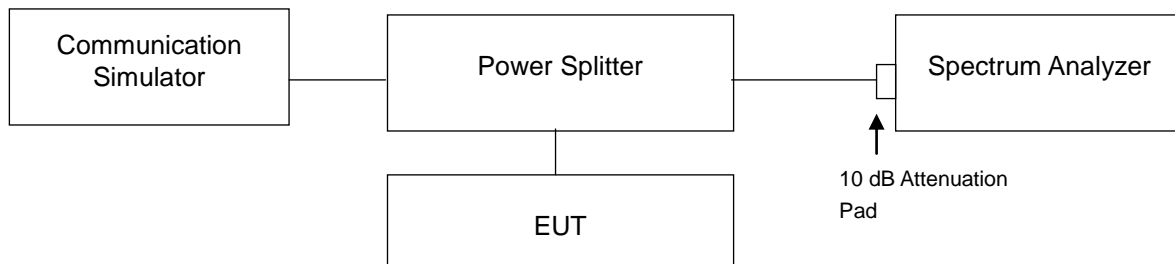


4.6 Conducted Spurious Emissions

4.6.1 Limits of Conducted Spurious Emissions Measurement

The power of any emission outside a licensee's frequency block shall be attenuated below the transmitter power (P) by at least $43 + 10 \log_{10}(P)$ dB. The limit of emission is equal to -13 dBm.

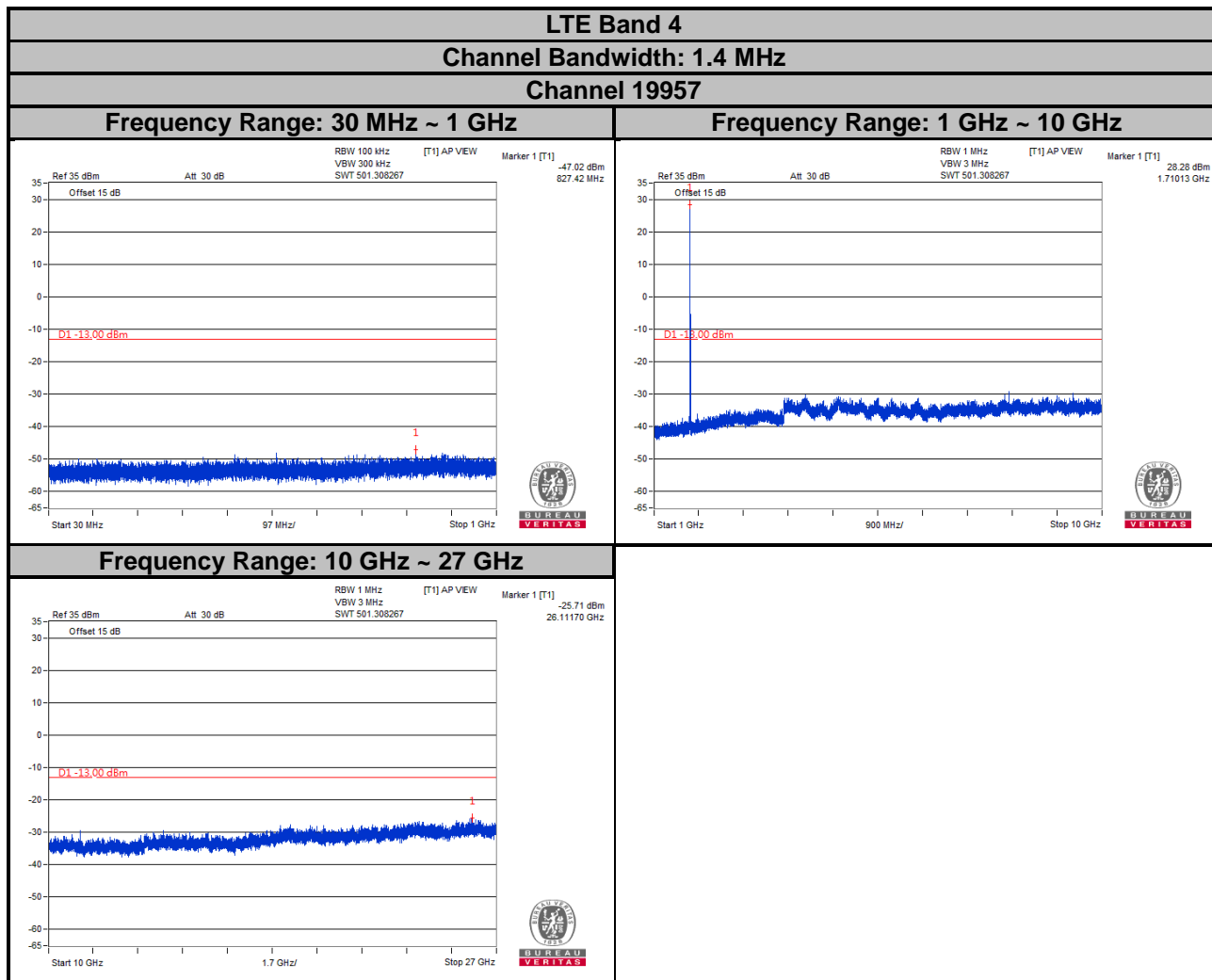
4.6.2 Test Setup



4.6.3 Test Procedure

- The EUT makes a phone call to the communication simulator. All measurements were done at low, middle and high operational frequency range.
- Measuring frequency range is from from 30 MHz to 27 GHz. 10 dB attenuation pad is connected with spectrum. RBW = 100 kHz and VBW = 300 kHz for 30 MHz to 1GHz and RBW = 1 MHz and VBW = 3 MHz for 1 GHz to 27 GHz are used for conducted emission measurement.

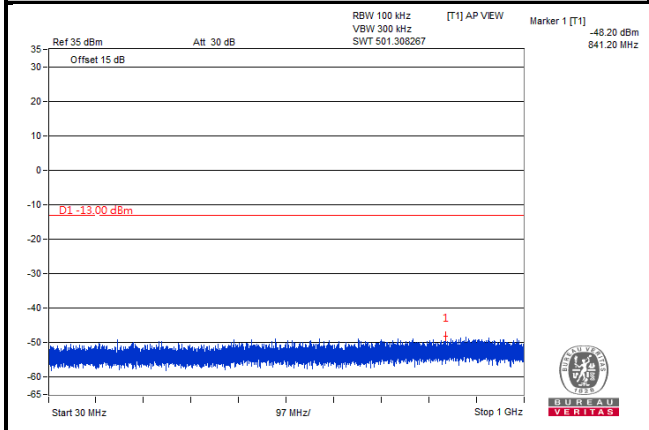
4.6.4 Test Results



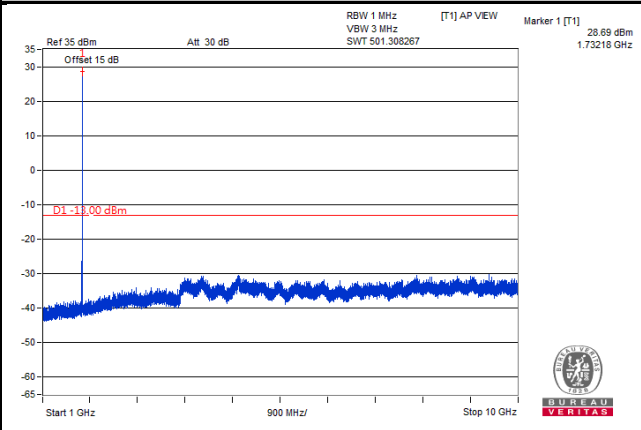
LTE Band 4
Channel Bandwidth: 1.4 MHz

Channel 20175

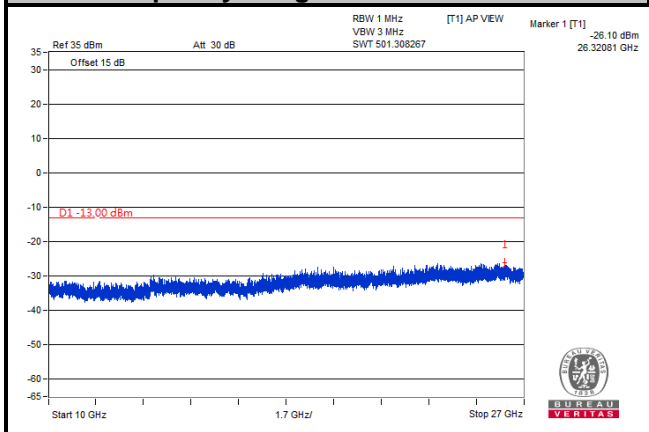
Frequency Range: 30 MHz ~ 1 GHz



Frequency Range: 1 GHz ~ 10 GHz

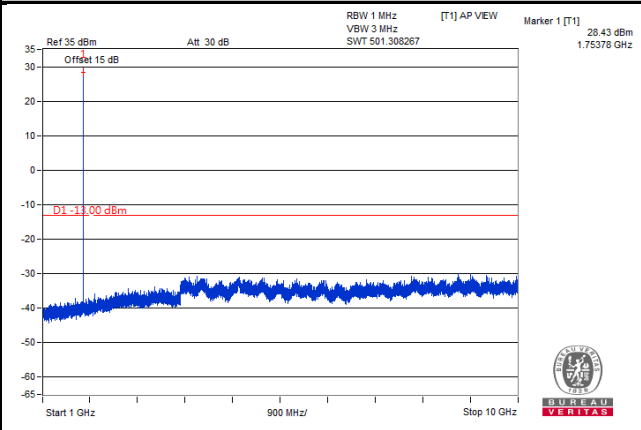
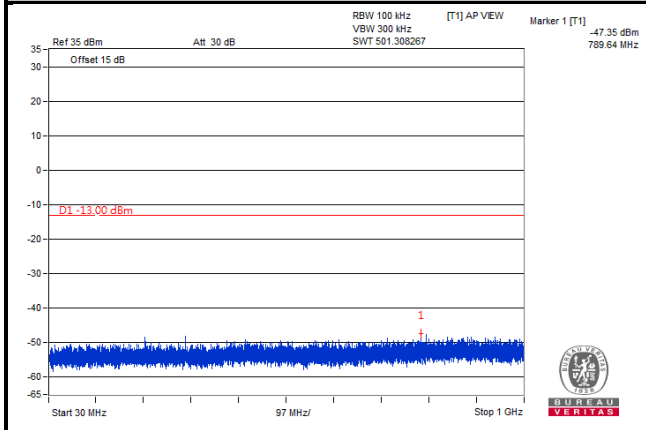


Frequency Range: 10 GHz ~ 27 GHz

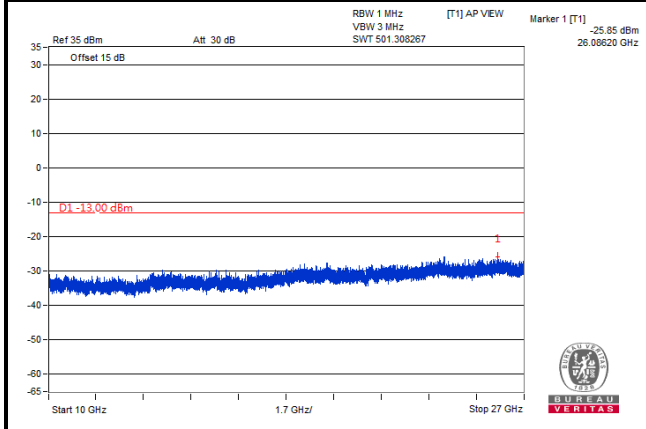


LTE Band 4
Channel Bandwidth: 1.4 MHz
Channel 20393

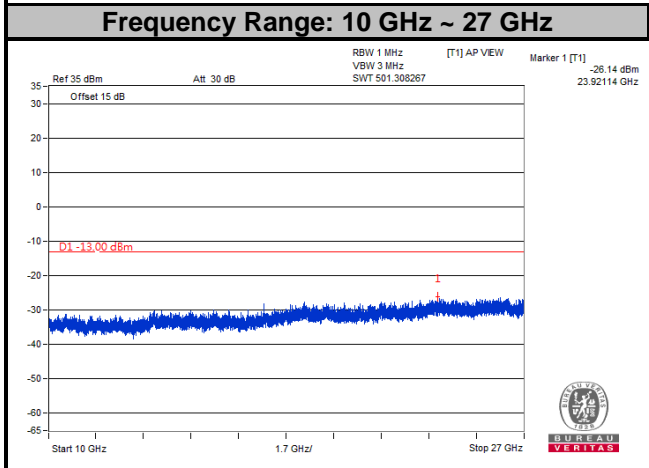
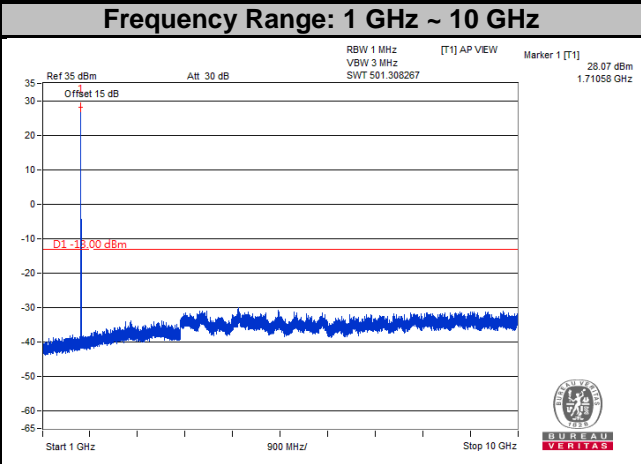
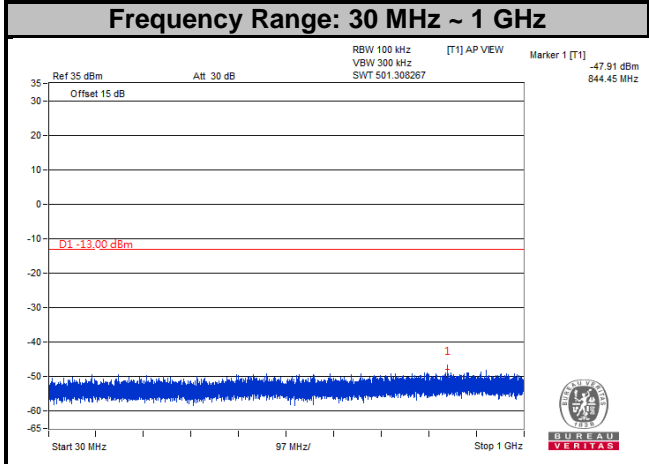
Frequency Range: 30 MHz ~ 1 GHz **Frequency Range: 1 GHz ~ 10 GHz**



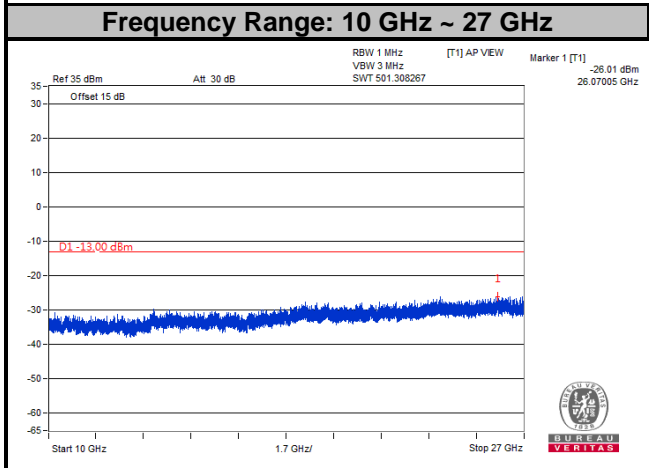
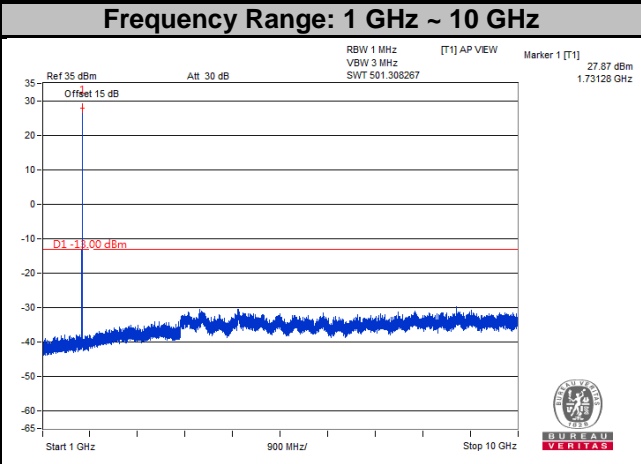
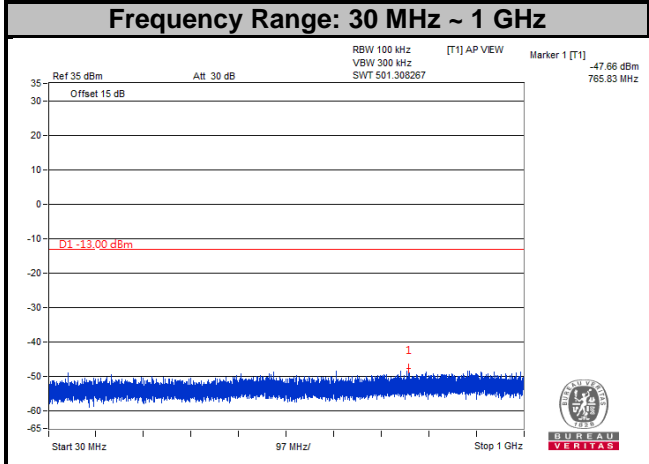
Frequency Range: 10 GHz ~ 27 GHz



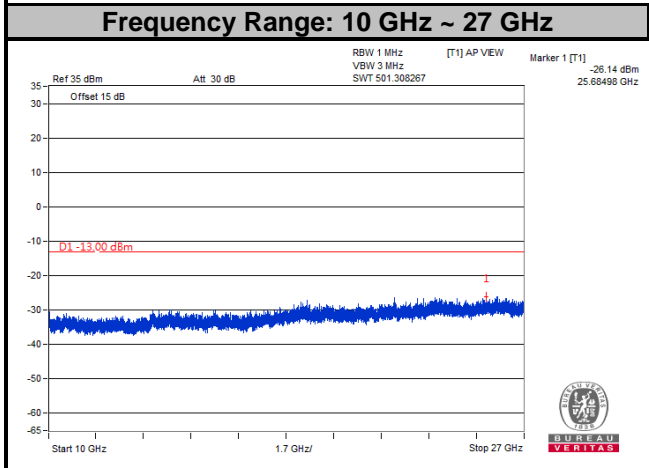
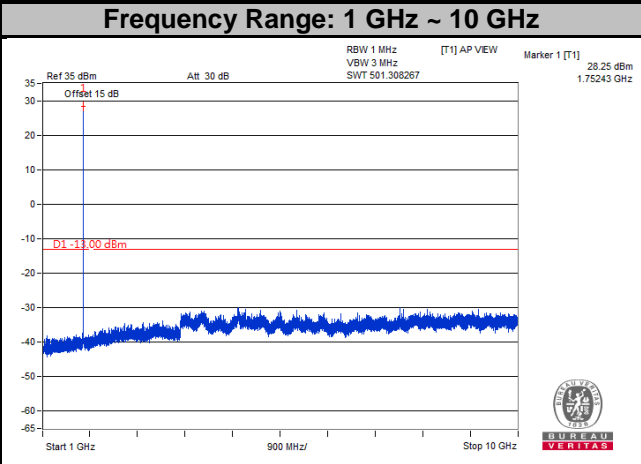
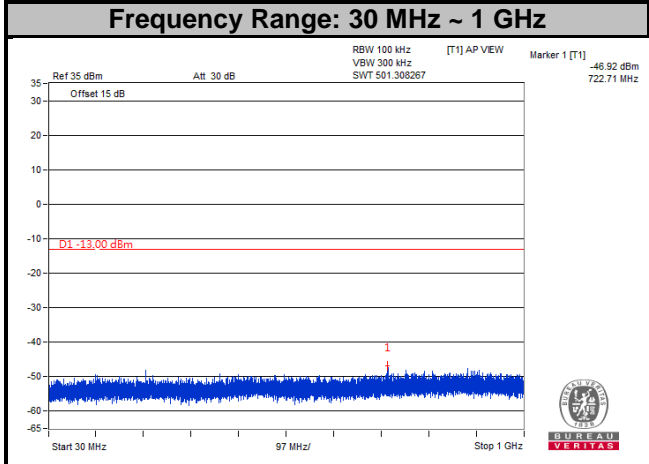
LTE Band 4
Channel Bandwidth: 3 MHz
Channel 19965



LTE Band 4
Channel Bandwidth: 3 MHz
Channel 20175

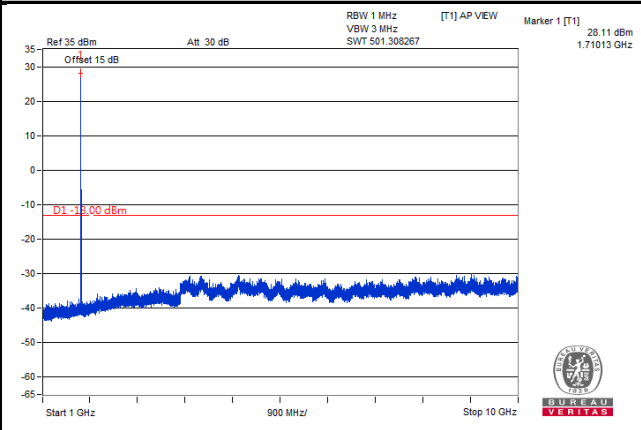
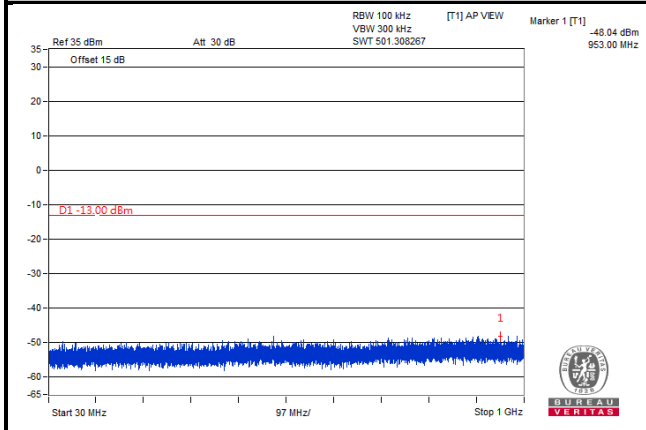


LTE Band 4
Channel Bandwidth: 3 MHz
Channel 20385

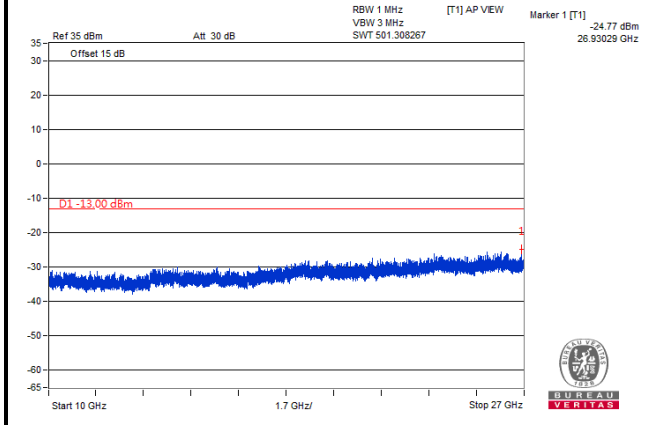


LTE Band 4
Channel Bandwidth: 5 MHz
Channel 19975

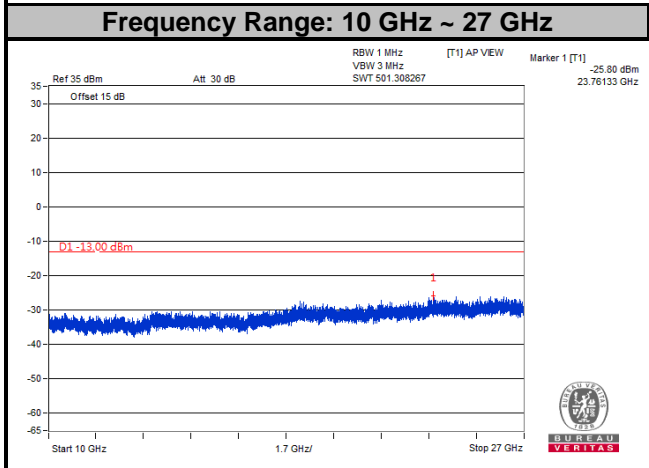
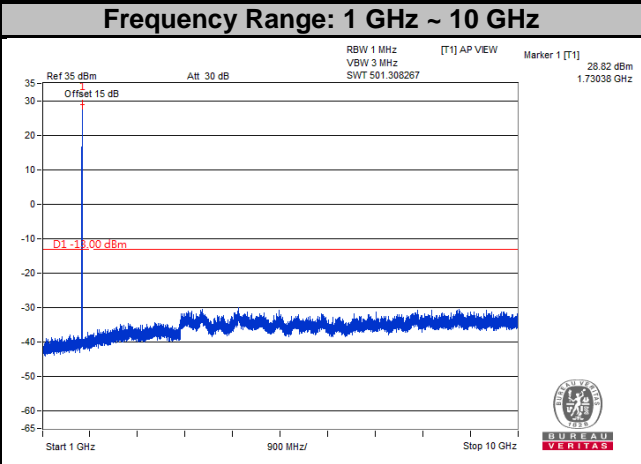
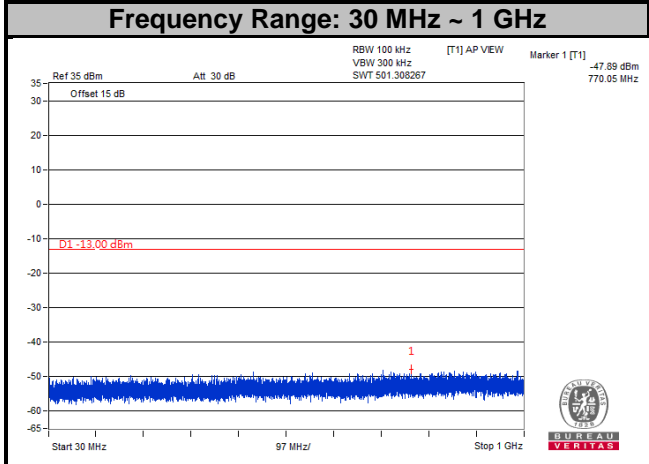
Frequency Range: 30 MHz ~ 1 GHz **Frequency Range: 1 GHz ~ 10 GHz**



Frequency Range: 10 GHz ~ 27 GHz

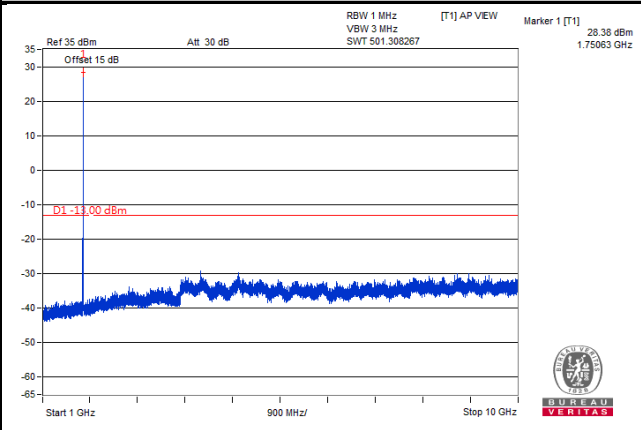
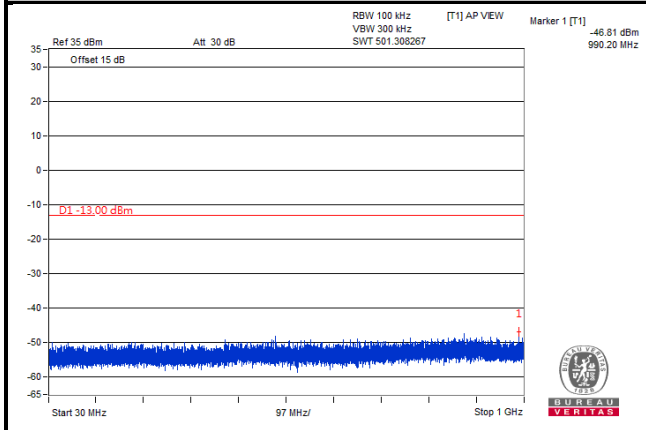


LTE Band 4
Channel Bandwidth: 5 MHz
Channel 20175

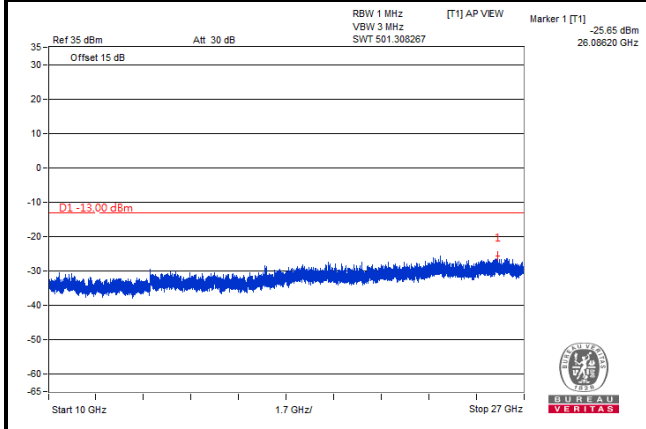


LTE Band 4
Channel Bandwidth: 5 MHz
Channel 20375

Frequency Range: 30 MHz ~ 1 GHz **Frequency Range: 1 GHz ~ 10 GHz**



Frequency Range: 10 GHz ~ 27 GHz

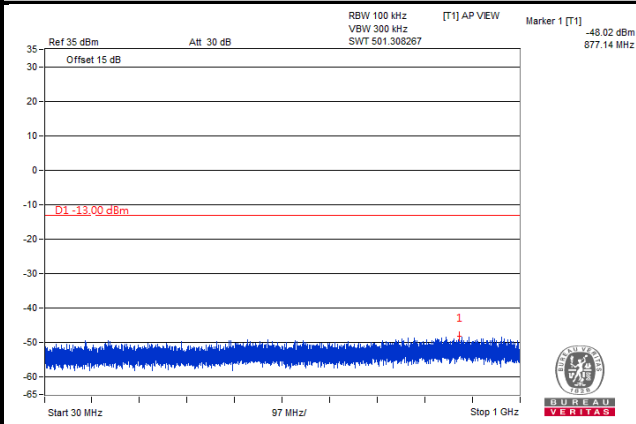


LTE Band 4

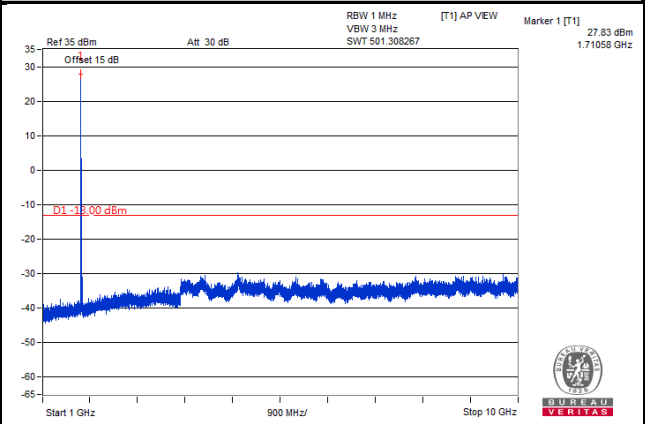
Channel Bandwidth: 10 MHz

Channel 20000

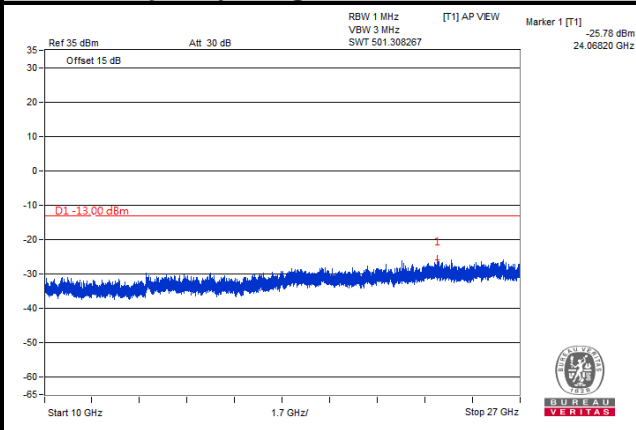
Frequency Range: 30 MHz ~ 1 GHz



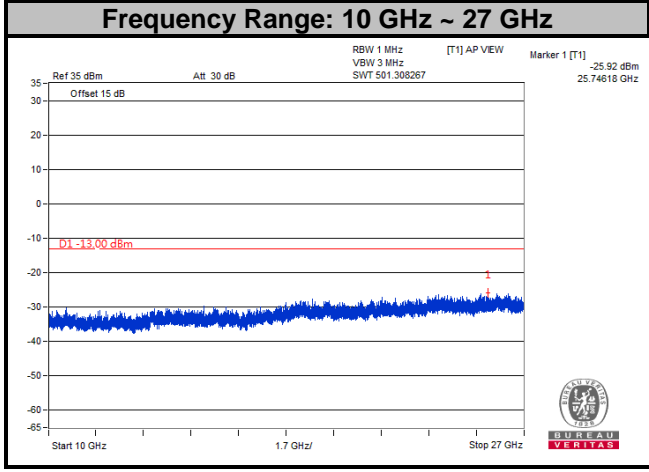
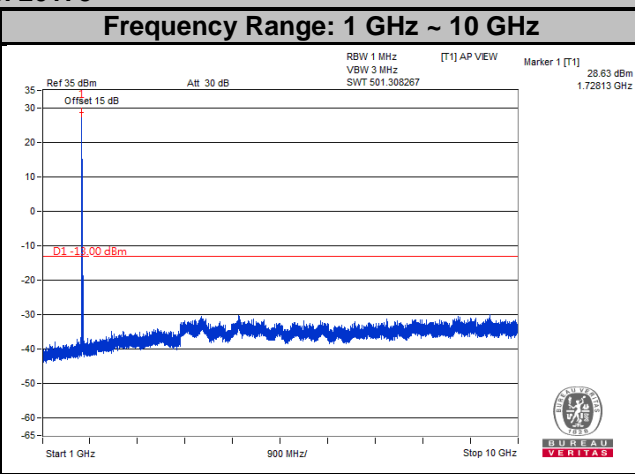
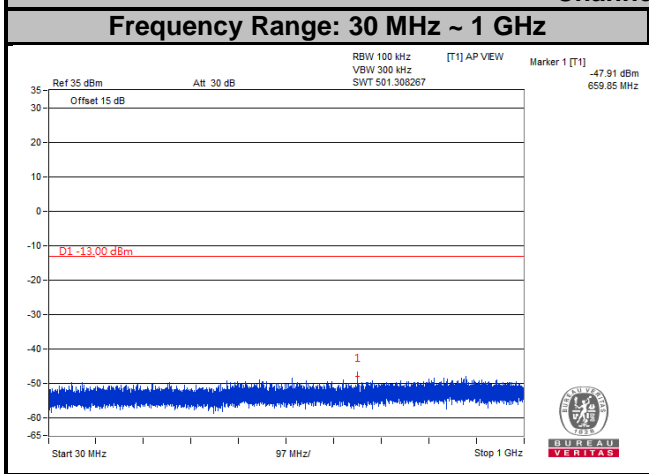
Frequency Range: 1 GHz ~ 10 GHz



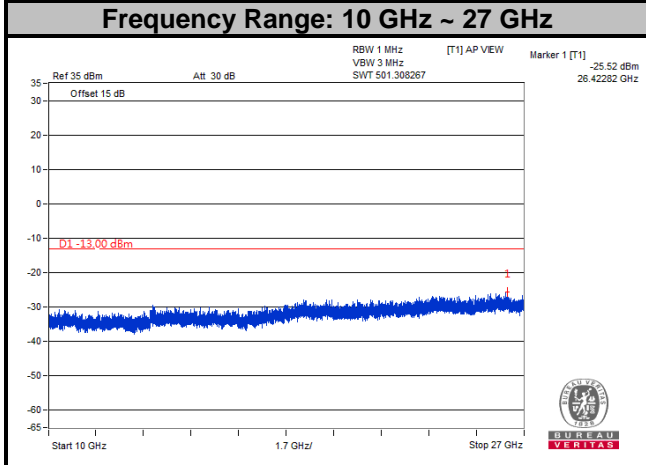
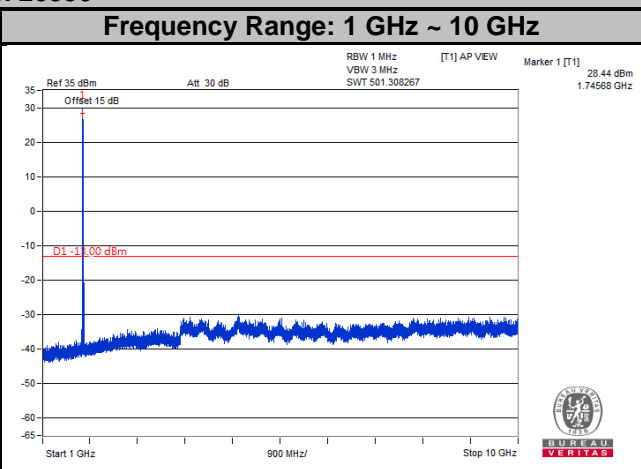
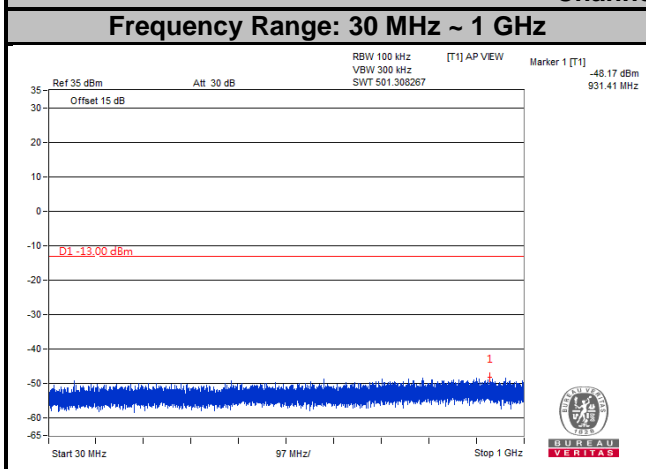
Frequency Range: 10 GHz ~ 27 GHz



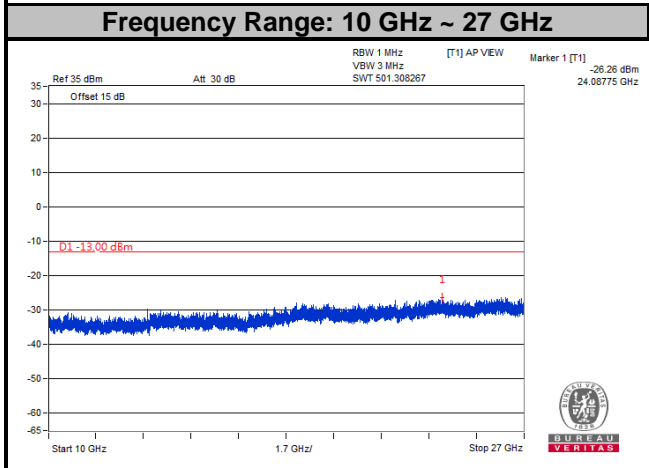
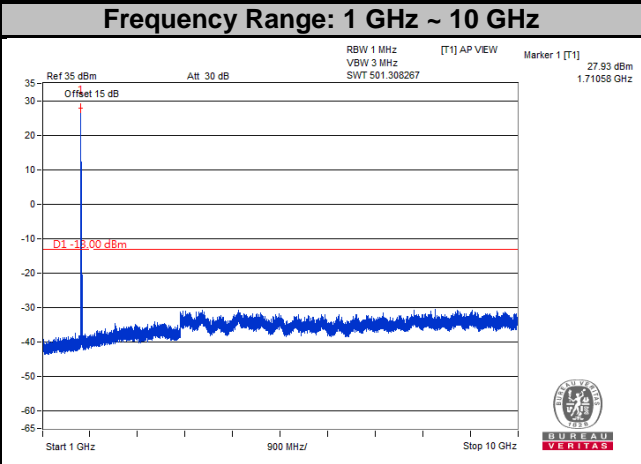
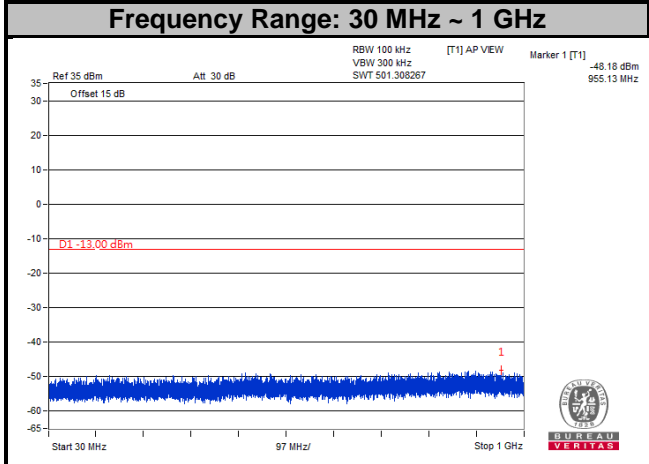
LTE Band 4
Channel Bandwidth: 10 MHz
Channel 20175



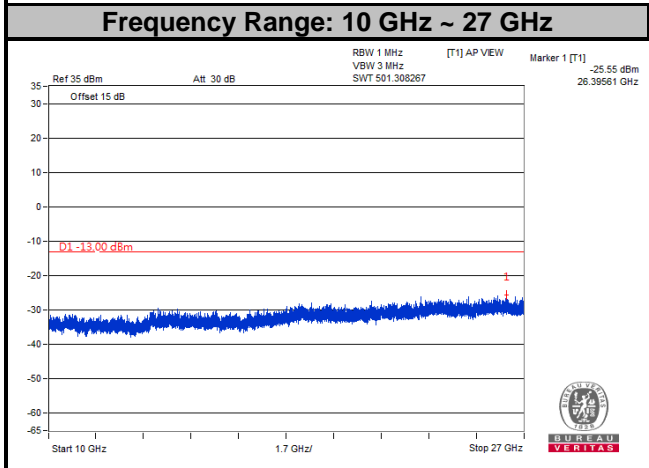
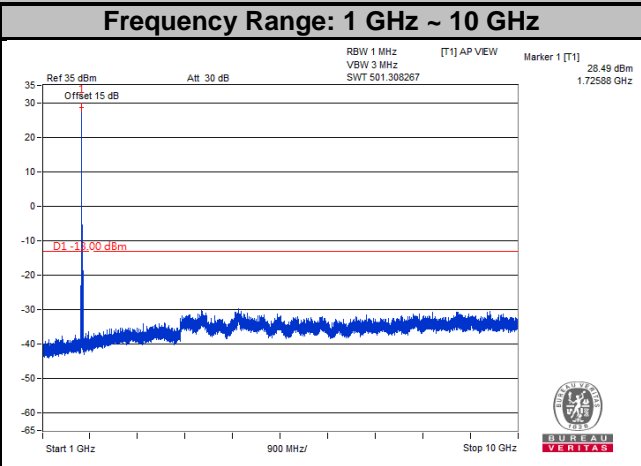
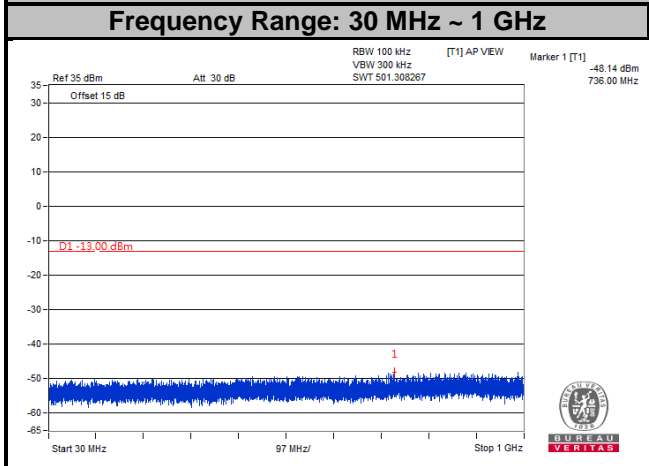
LTE Band 4
Channel Bandwidth: 10 MHz
Channel 20350



LTE Band 4
Channel Bandwidth: 15 MHz
Channel 20025



LTE Band 4
Channel Bandwidth: 15 MHz
Channel 20175

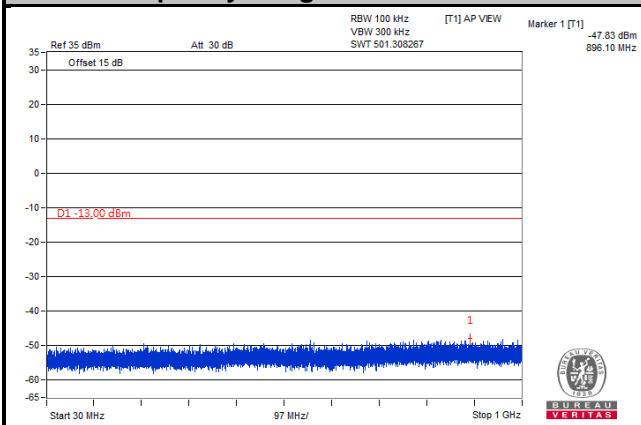


LTE Band 4

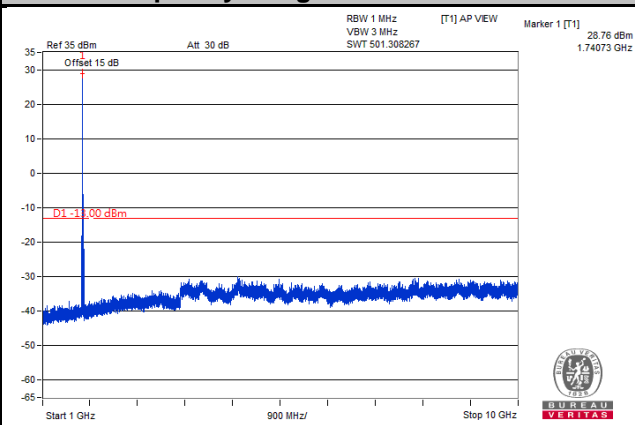
Channel Bandwidth: 15 MHz

Channel 20325

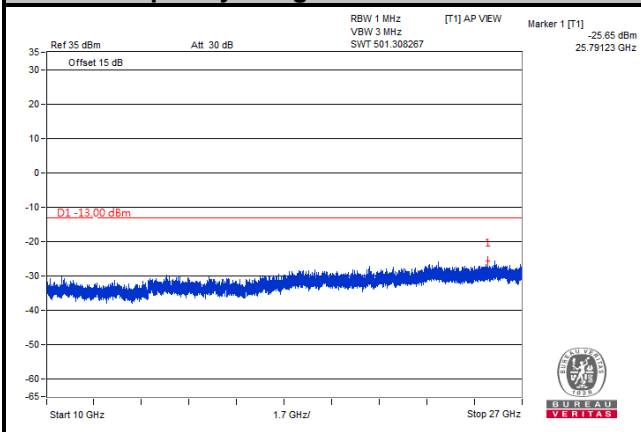
Frequency Range: 30 MHz ~ 1 GHz



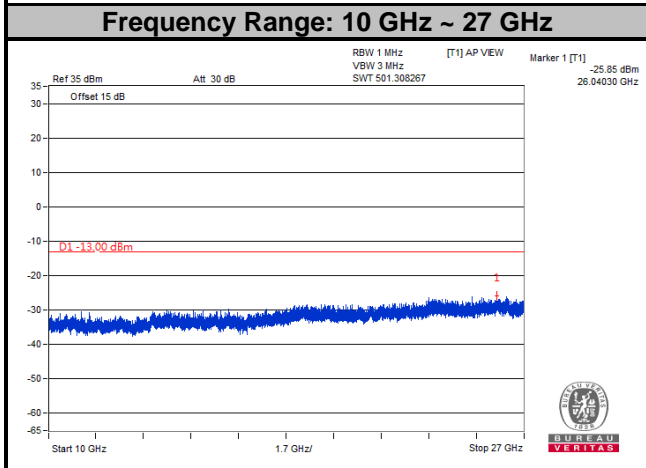
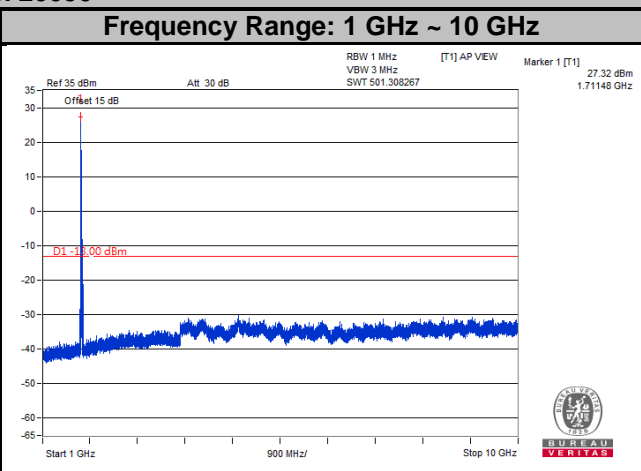
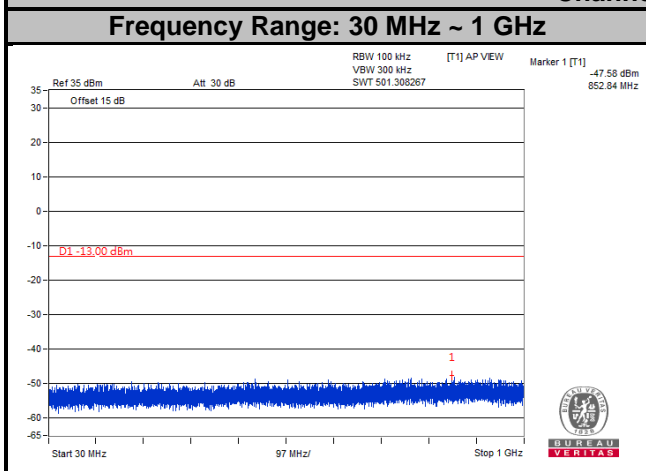
Frequency Range: 1 GHz ~ 10 GHz



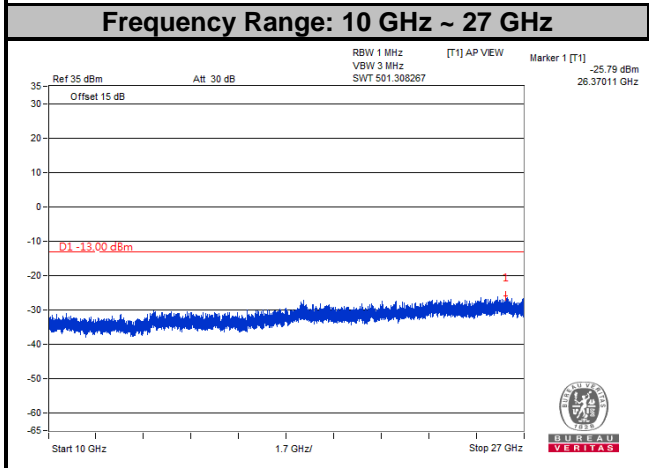
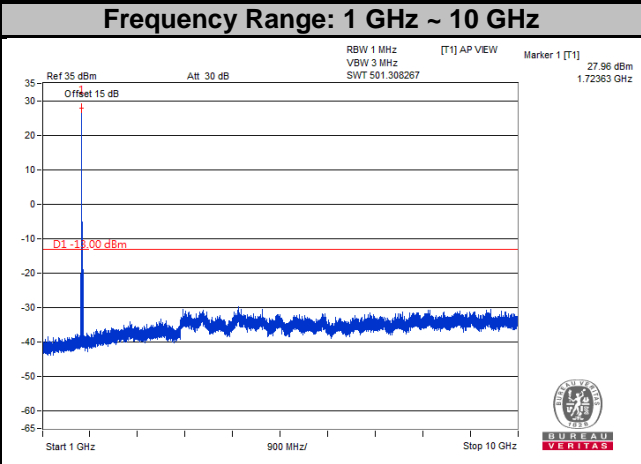
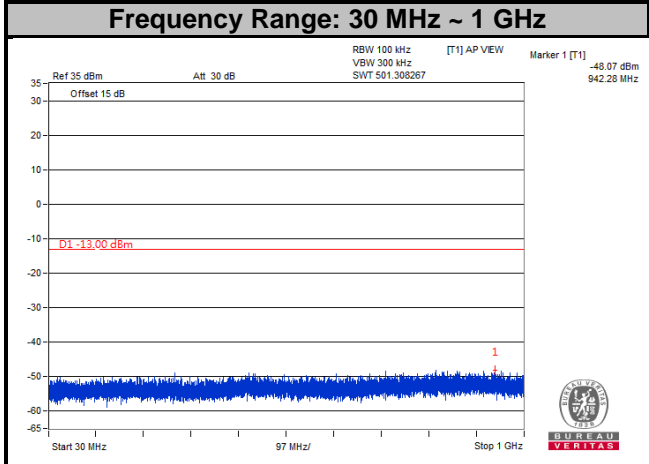
Frequency Range: 10 GHz ~ 27 GHz



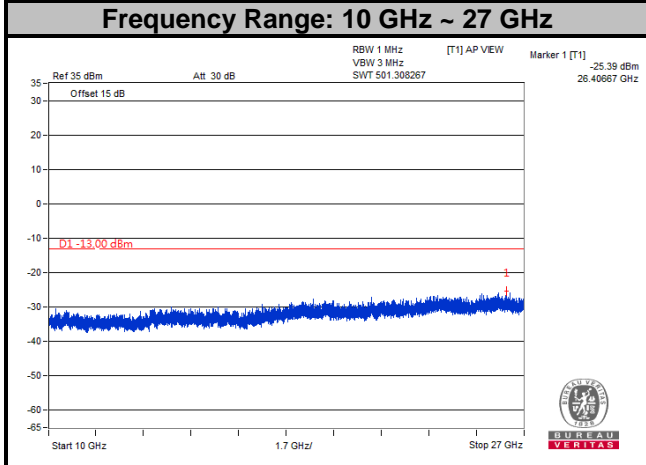
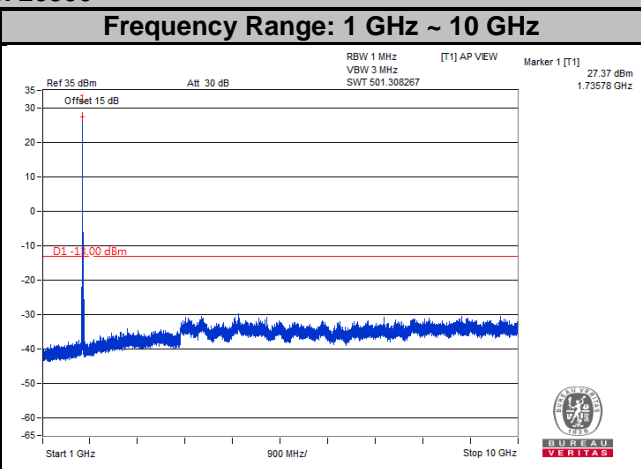
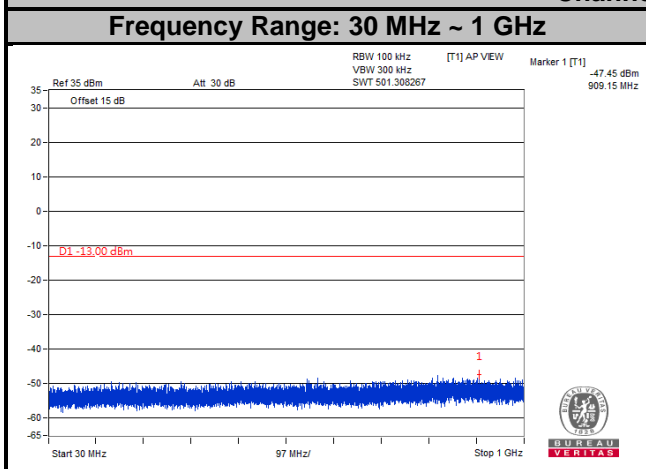
LTE Band 4
Channel Bandwidth: 20 MHz
Channel 20050



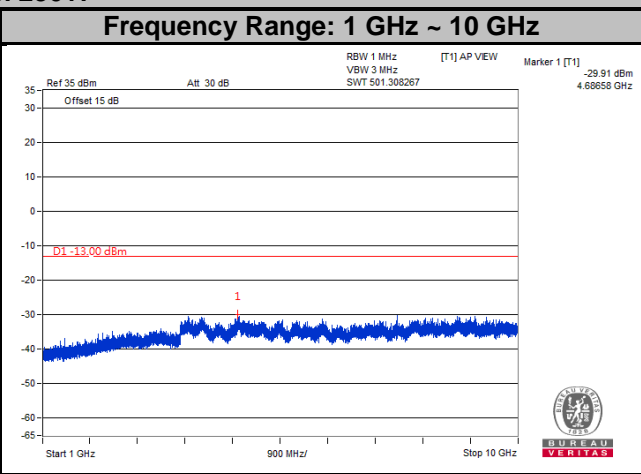
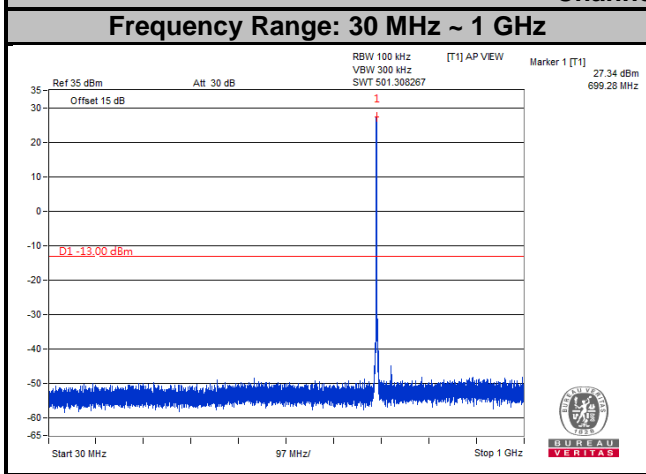
LTE Band 4
Channel Bandwidth: 20 MHz
Channel 20175



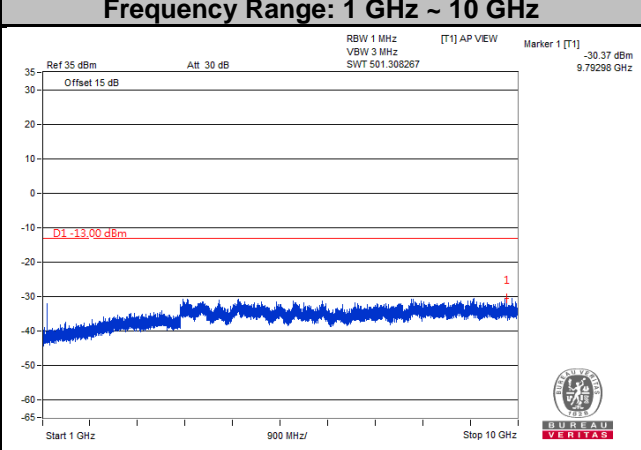
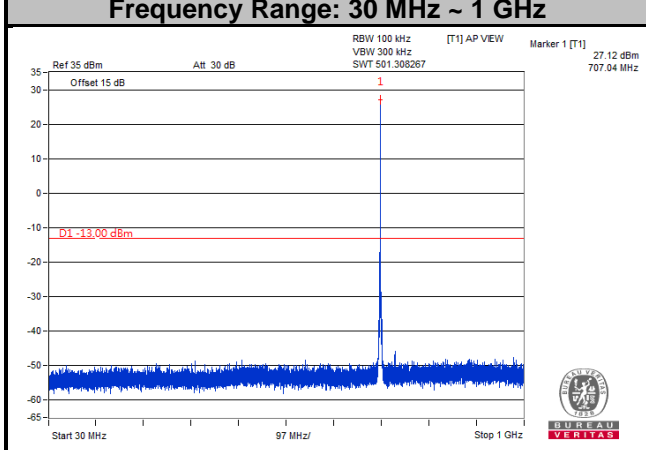
LTE Band 4
Channel Bandwidth: 20 MHz
Channel 20300



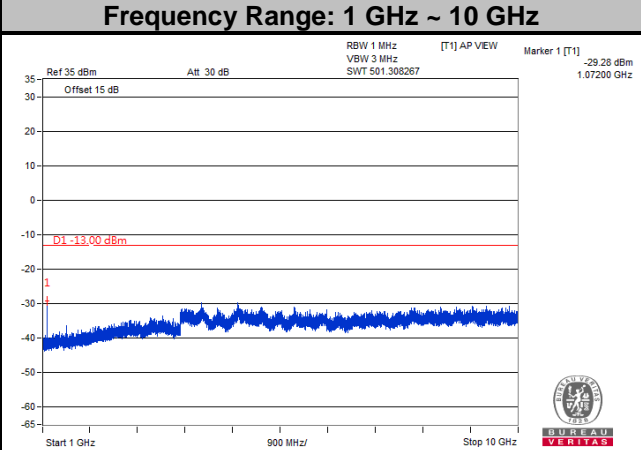
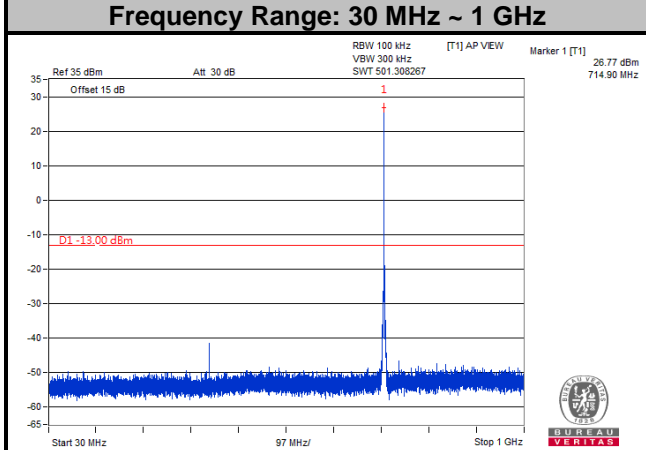
LTE Band 12
Channel Bandwidth: 1.4 MHz
Channel 23017



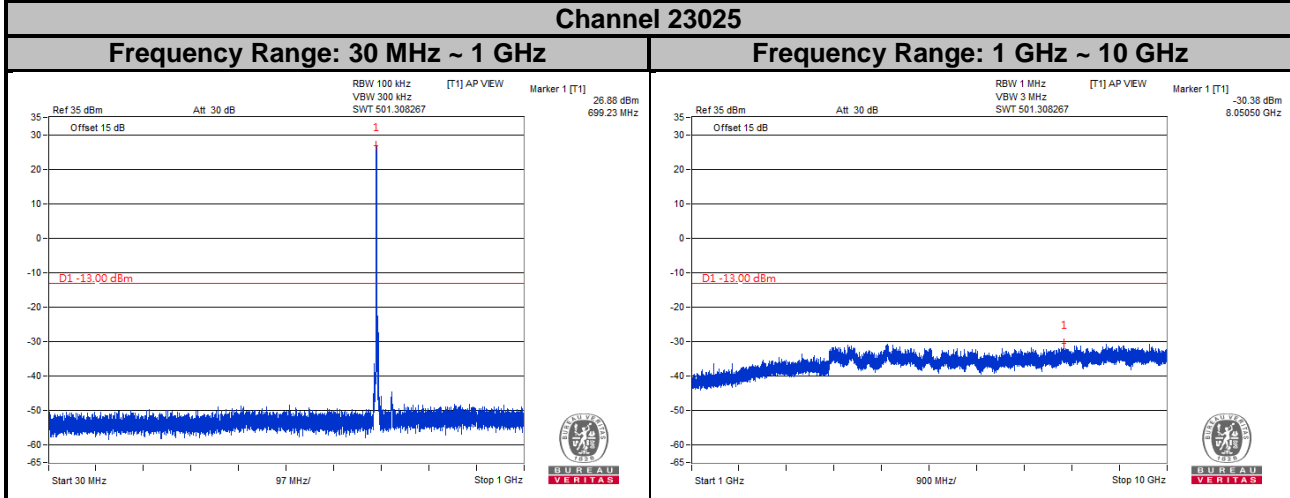
Channel 23095



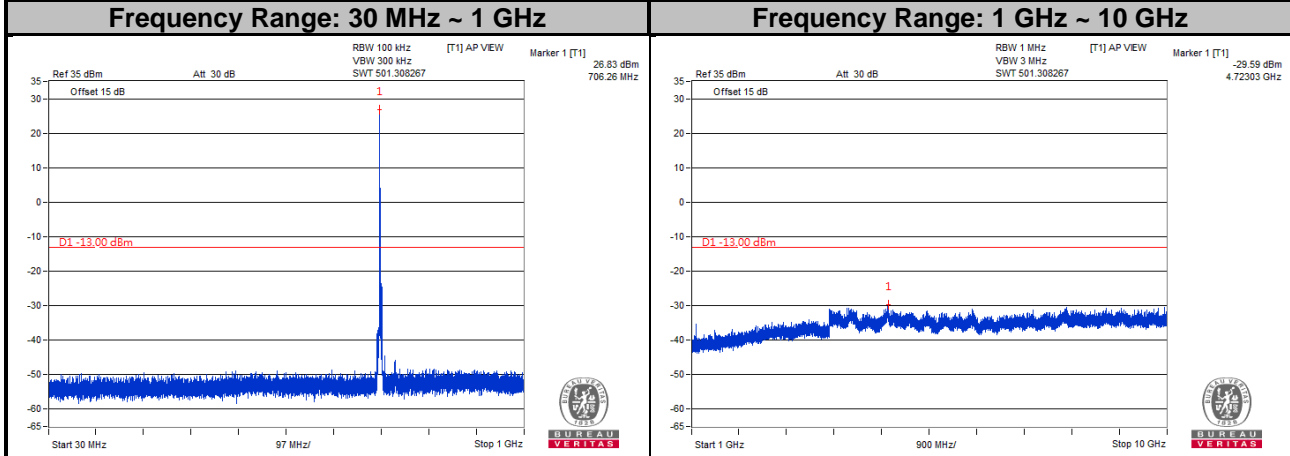
Channel 23173



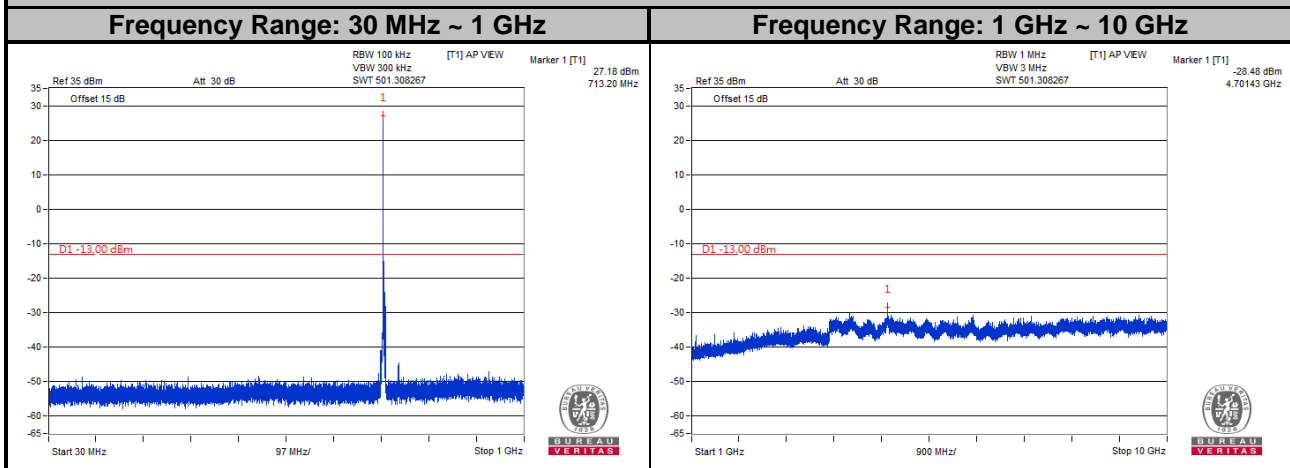
LTE Band 12
Channel Bandwidth: 3 MHz
Channel 23025



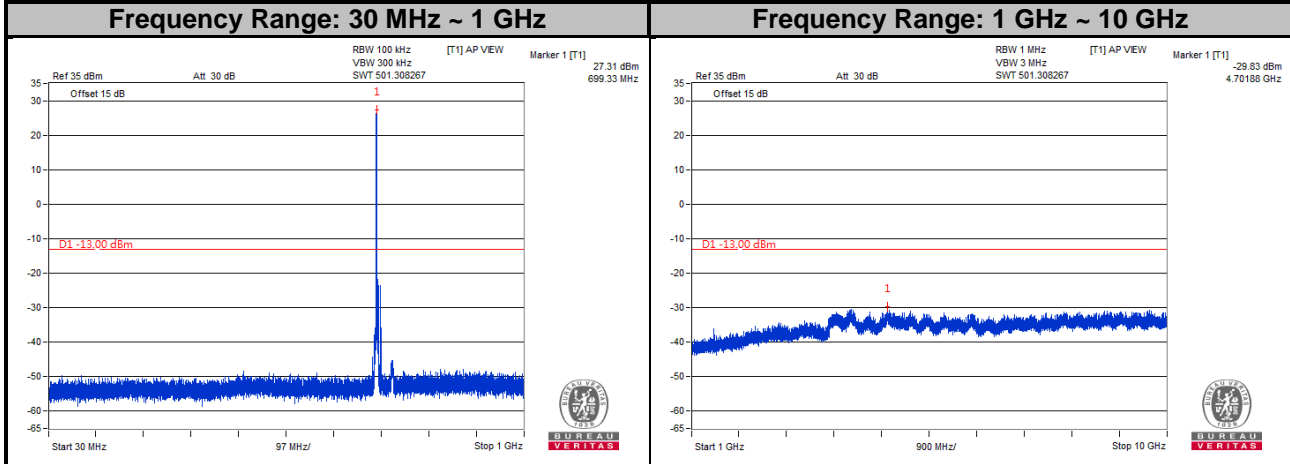
Channel 23095



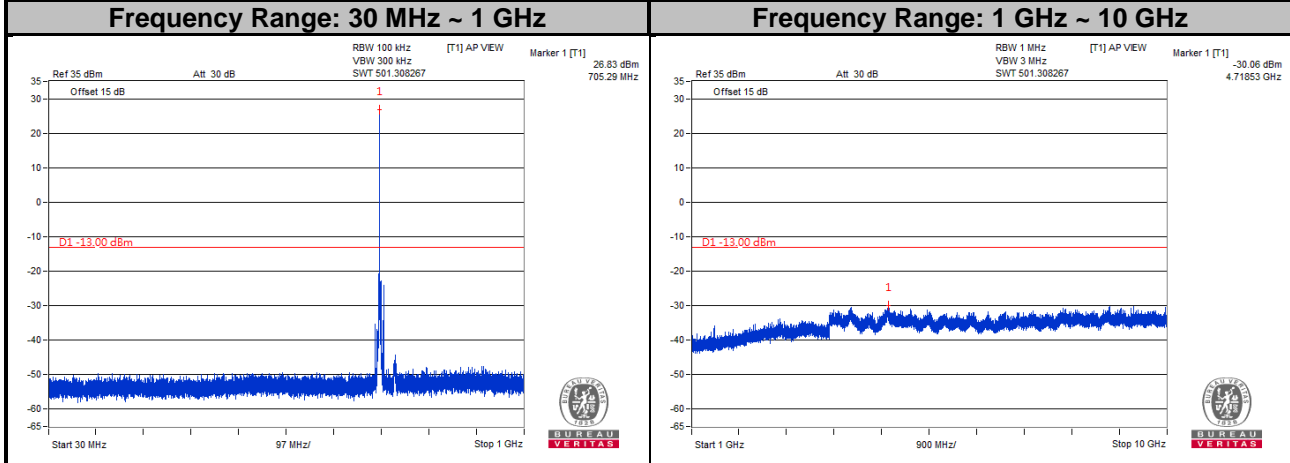
Channel 23165



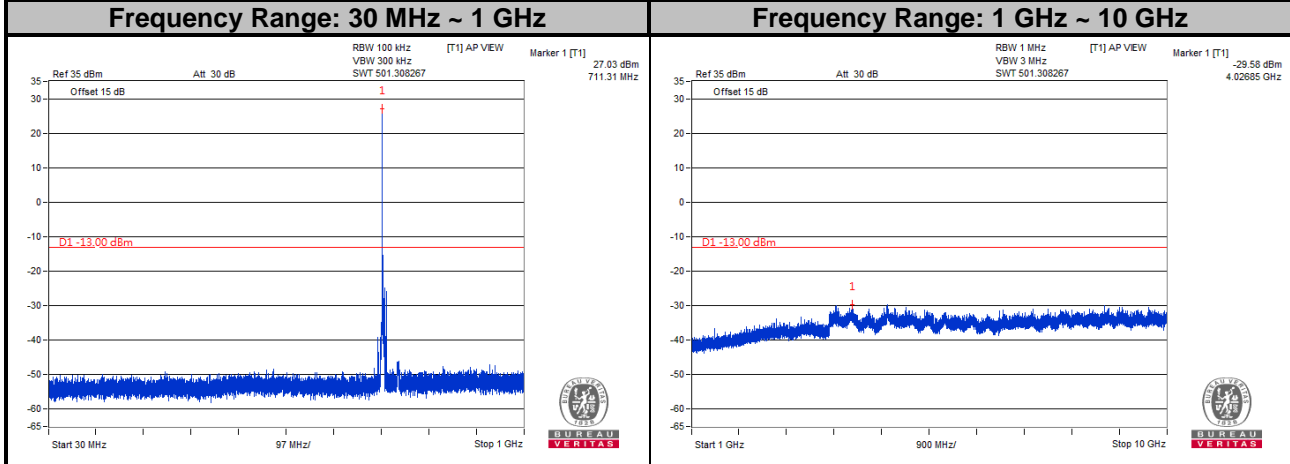
LTE Band 12
Channel Bandwidth: 5 MHz
Channel 23035



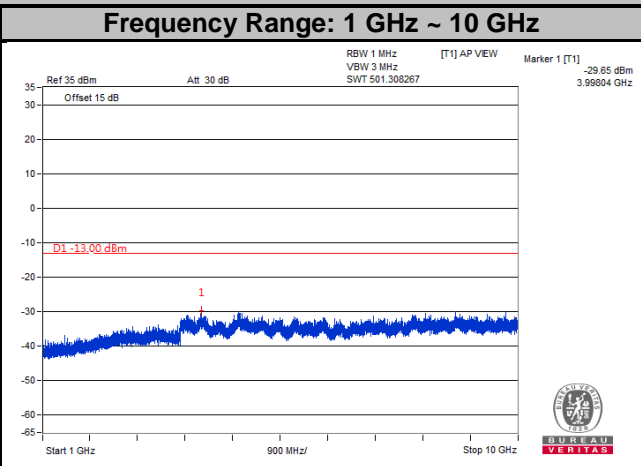
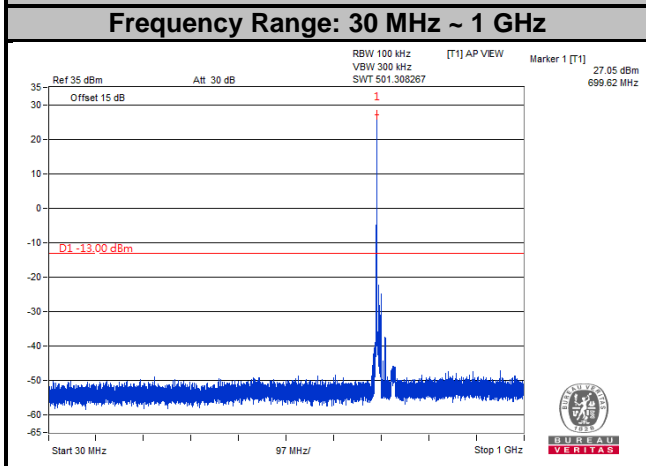
Channel 23095



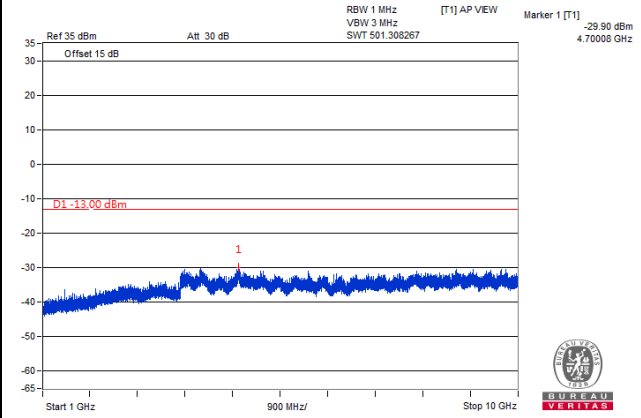
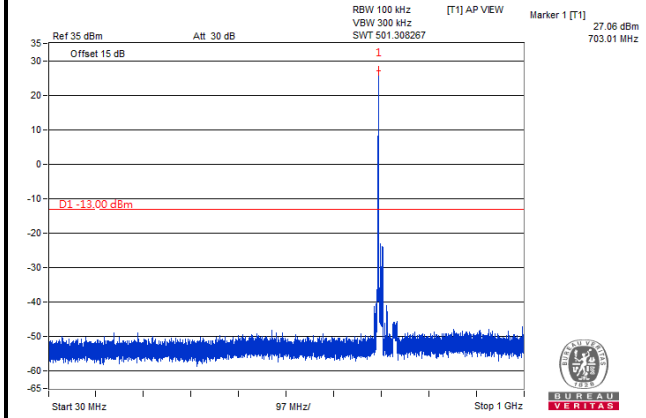
Channel 23155



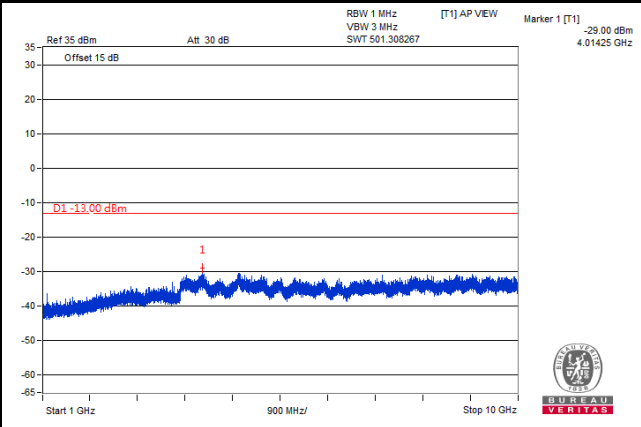
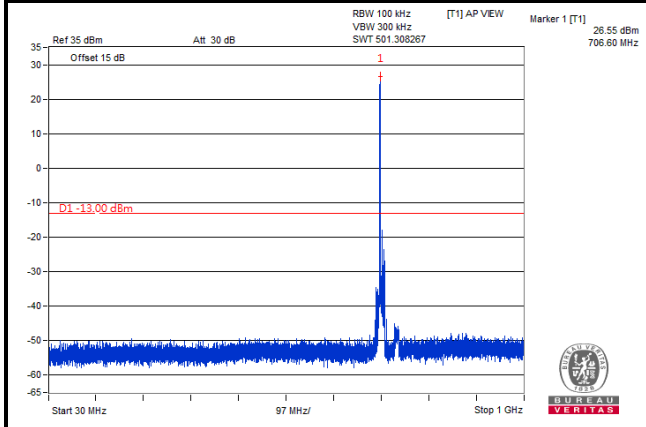
LTE Band 12
Channel Bandwidth: 10 MHz
Channel 23060



Channel 23095

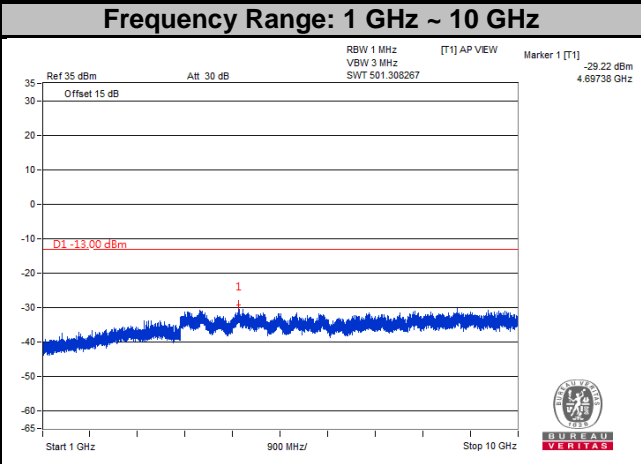
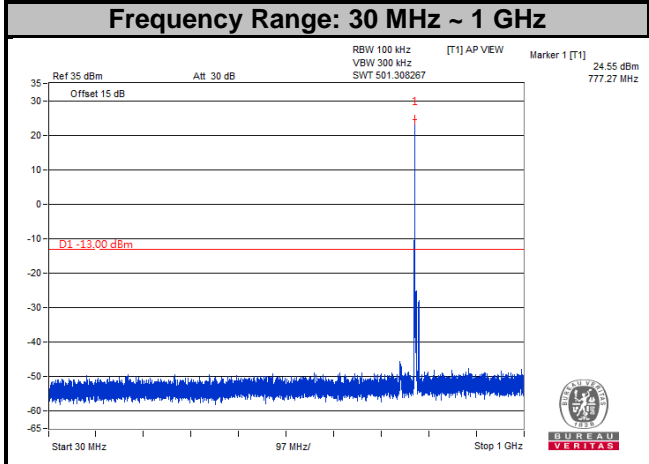


Channel 23130

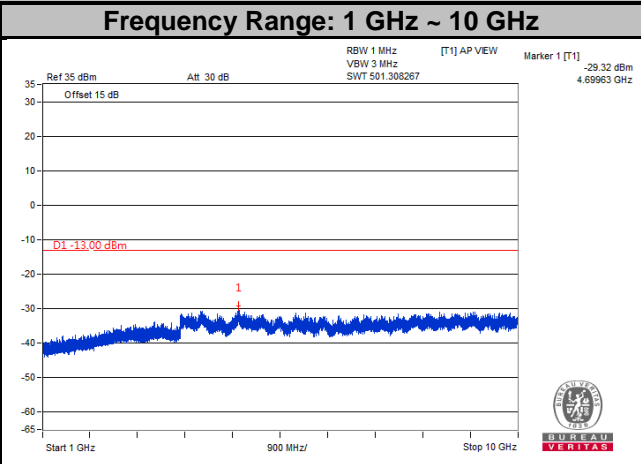
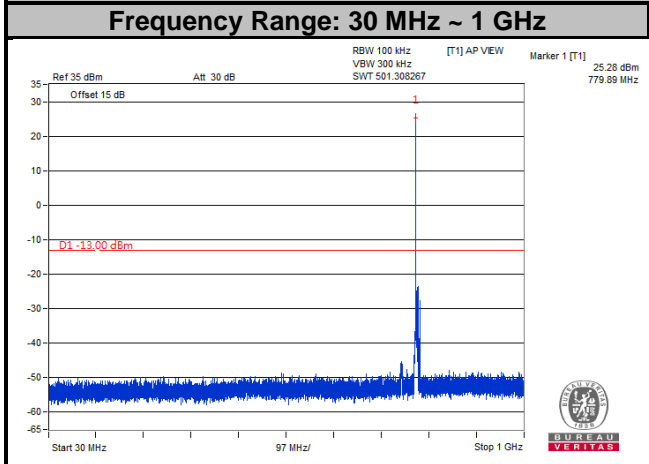


LTE Band 13
Channel Bandwidth: 5 MHz

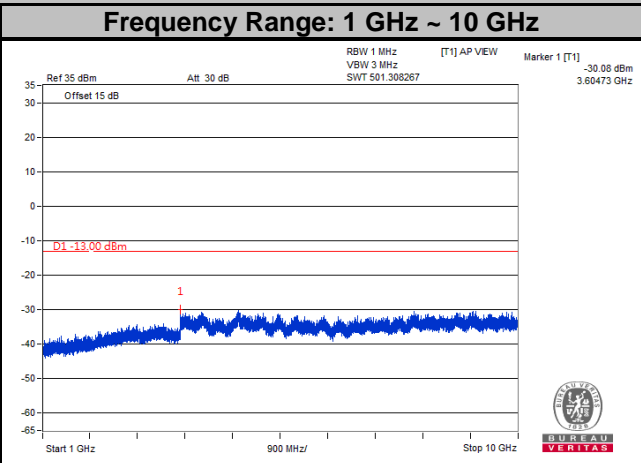
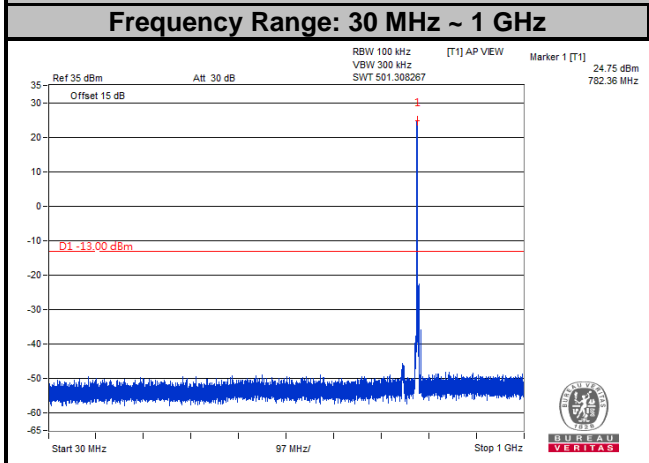
Channel 23205

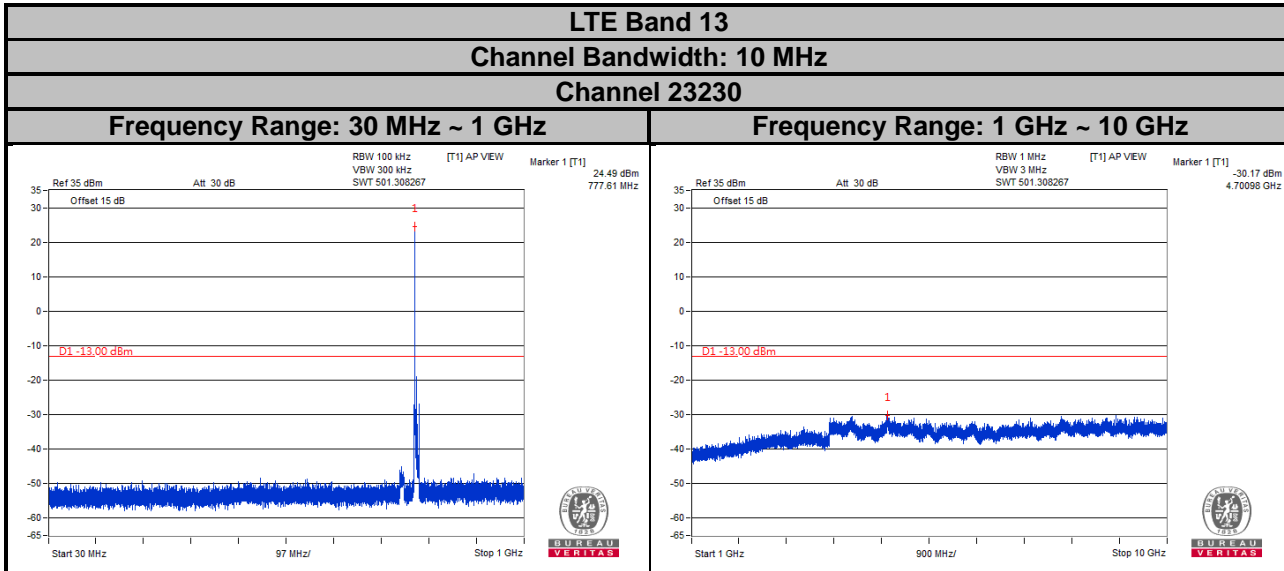


Channel 23230

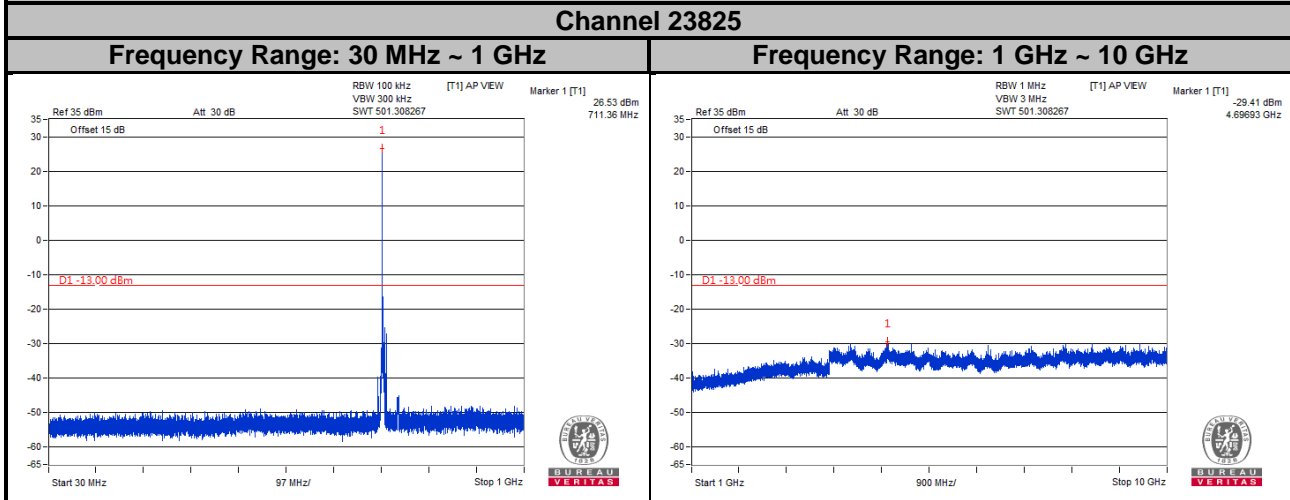


Channel 23255

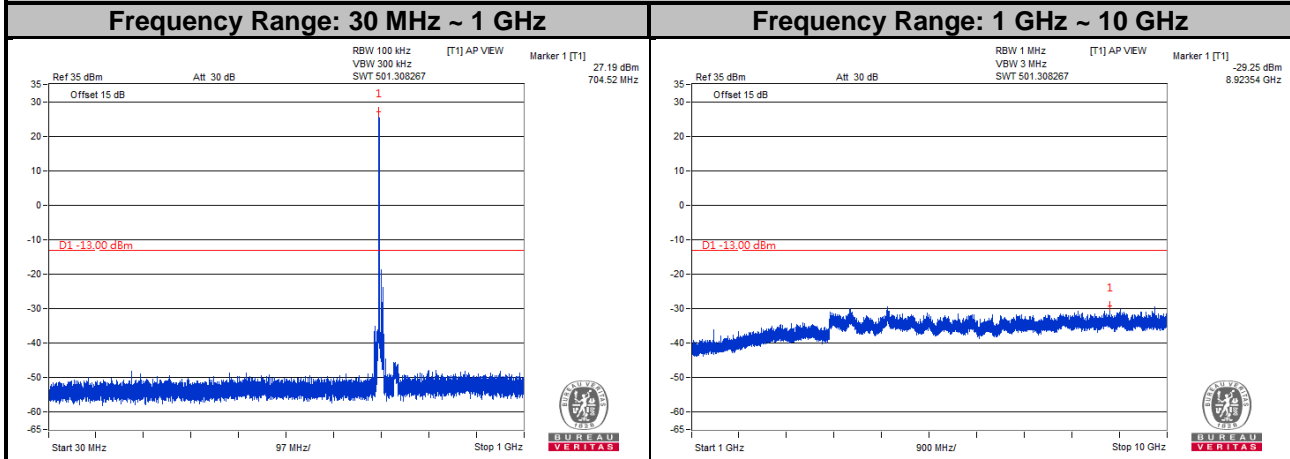




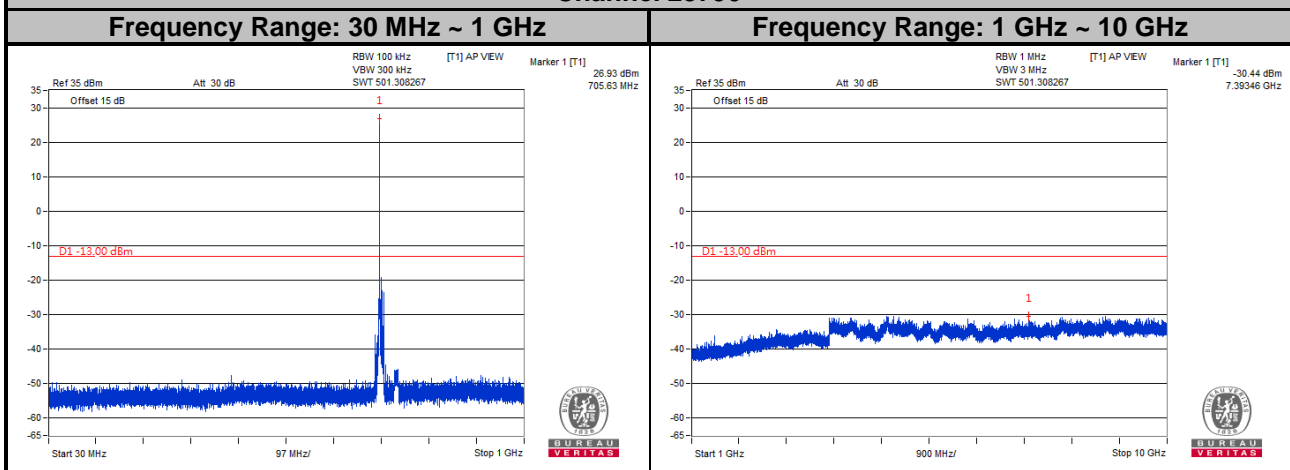
LTE Band 17
Channel Bandwidth: 5 MHz
Channel 23825



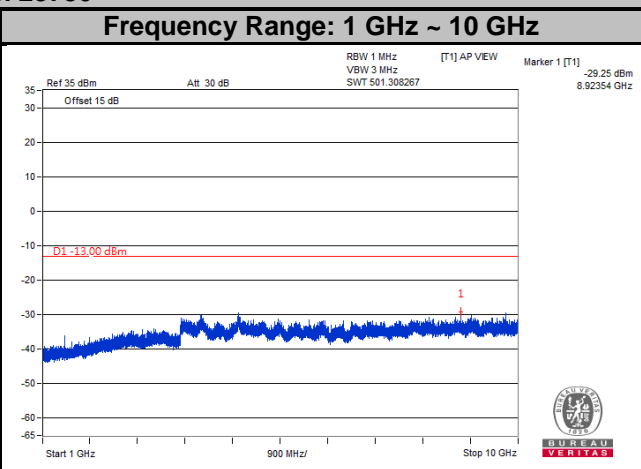
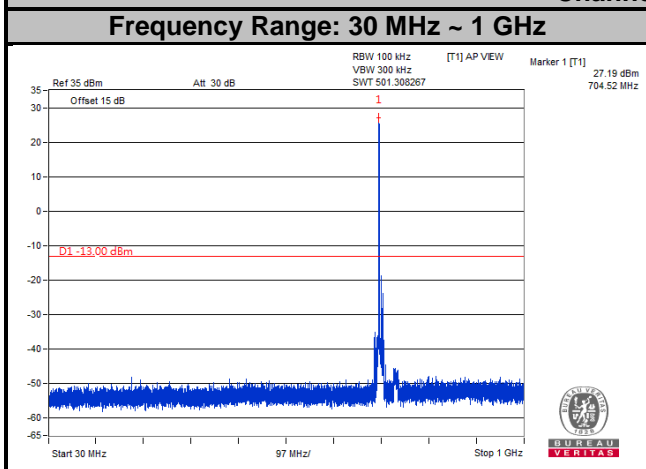
Channel 23780



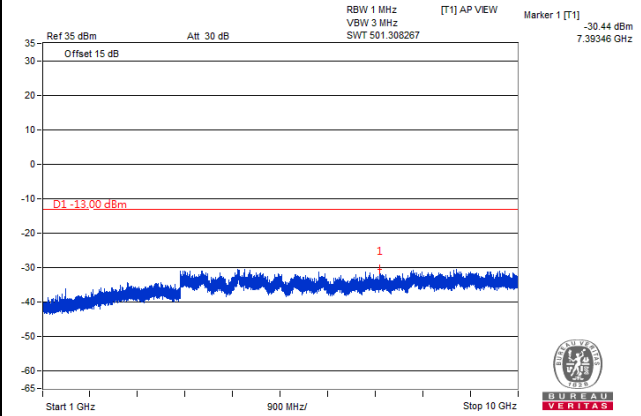
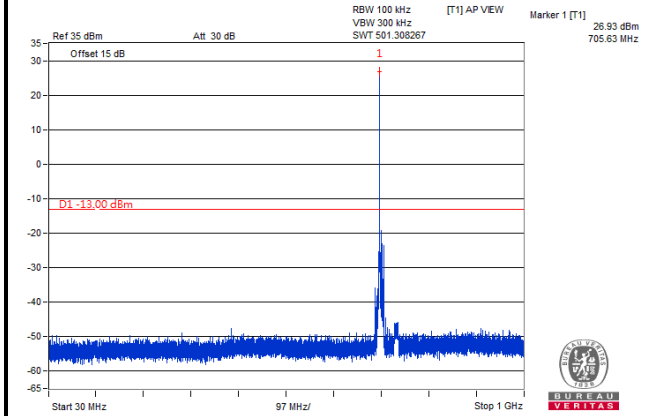
Channel 23790



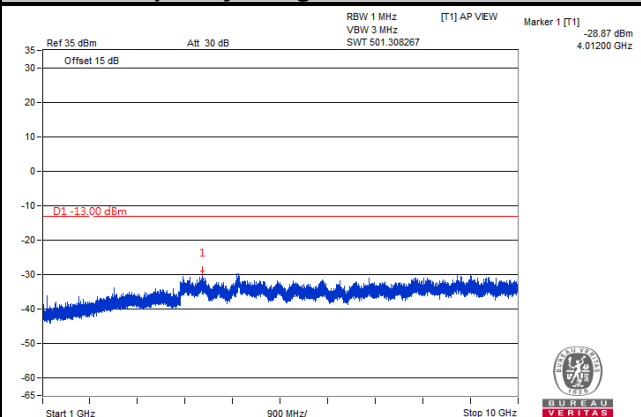
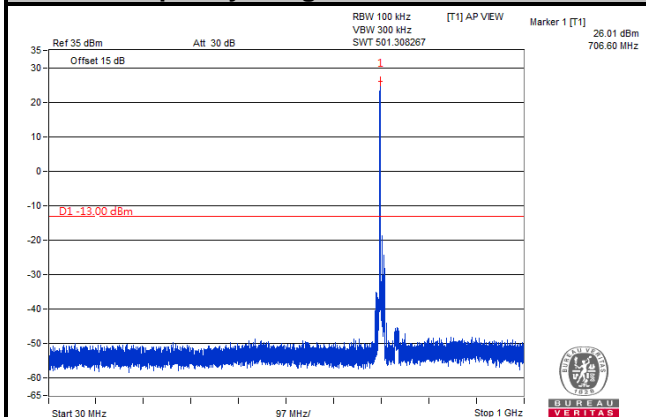
LTE Band 17
Channel Bandwidth: 10 MHz
Channel 23780



Channel 23790



Channel 23800



4.7 Radiated Emission Measurement

4.7.1 Limits of Radiated Emission Measurement

- a. The power of any emission outside a licensee's frequency block shall be attenuated below the transmitter power (P) by at least $43 + 10 \log_{10}(P)$ dB. The limit of emission is equal to -13 dBm.
- b. For operations in the 775-788 MHz, emissions in the band 1559-1610 MHz shall be limited to -70 dBW/MHz. The limit of emissions is equal to -40 dBm.

4.7.2 Test Procedure

- a. Substitution method is used for E.I.R.P measurement. In the semi-anechoic chamber, EUT placed on the 0.8 m (below or equal 1 GHz) and/or 1.5 m (above 1 GHz) height of Turn Table, rotated the table around 360 degrees to search the maximum radiation power and receiver antenna shall be rotated vertical and horizontal polarization and moved height from 1 m to 4 m to find the maximum polar radiated power. The "Read Value" is the spectrum reading the maximum power value.
- b. The substitution horn antenna is substituted for EUT at the same position and signals generator export the CW signal to the substitution antenna via a TX cable. Rotated the Turn Table and moved receiving antenna to find the maximum radiation power. Adjust output power level of S.G to get a Value of spectrum reading equal to "Read Value" of step a. Record the power level of S.G.
- c. $EIRP = \text{Output power level of S.G} - \text{TX cable loss} + \text{Antenna gain of substitution horn}$.
- d. E.R.P power can be calculated form E.I.R.P power by subtracting the gain of dipole, $E.R.P \text{ power} = E.I.P.R \text{ power} - 2.15 \text{ dBi}$.

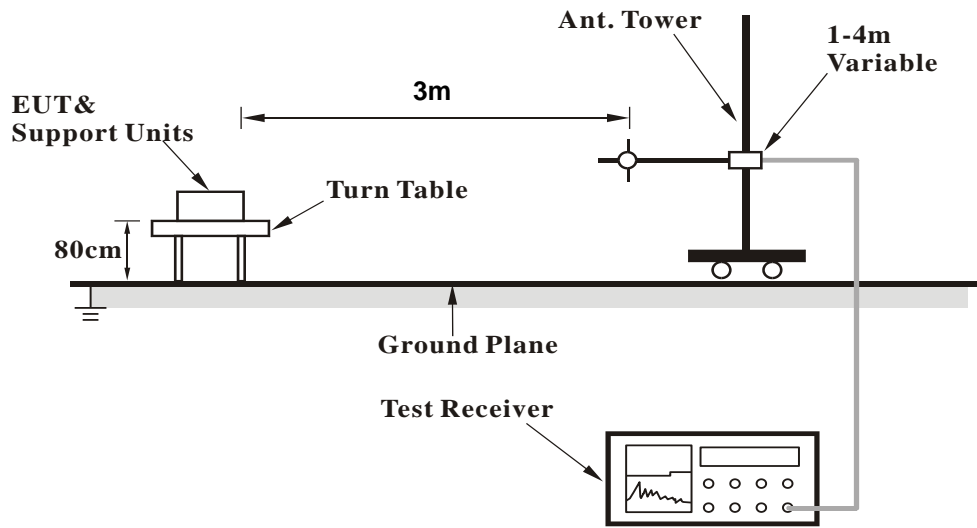
Note: The resolution bandwidth of spectrum analyzer is 1 MHz and the video bandwidth is 3 MHz.

4.7.3 Deviation from Test Standard

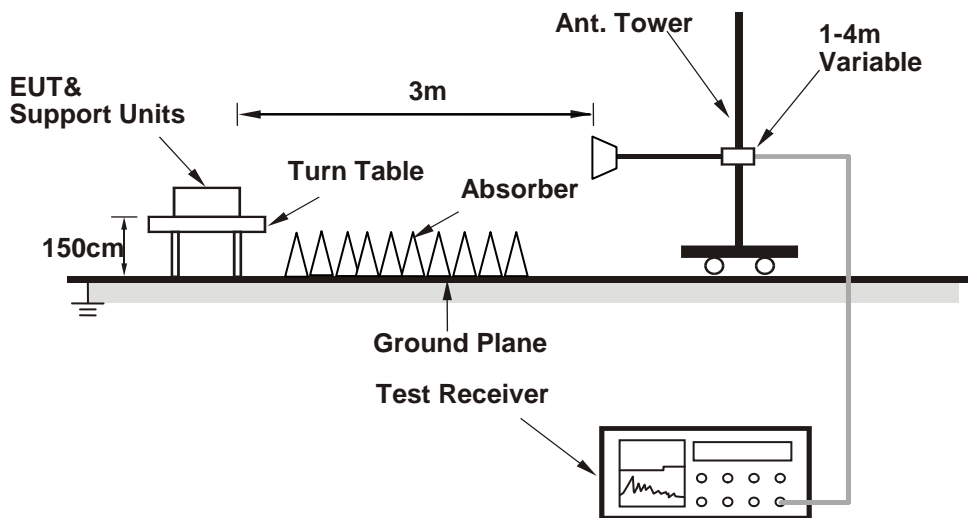
No deviation.

4.7.4 Test Setup

<Radiated Emission below or equal 1 GHz>



<Radiated Emission above 1 GHz>



For the actual test configuration, please refer to the attached file (Test Setup Photo).

4.7.5 Test Results

LTE Band 4

Channel Bandwidth: 1.4 MHz / QPSK

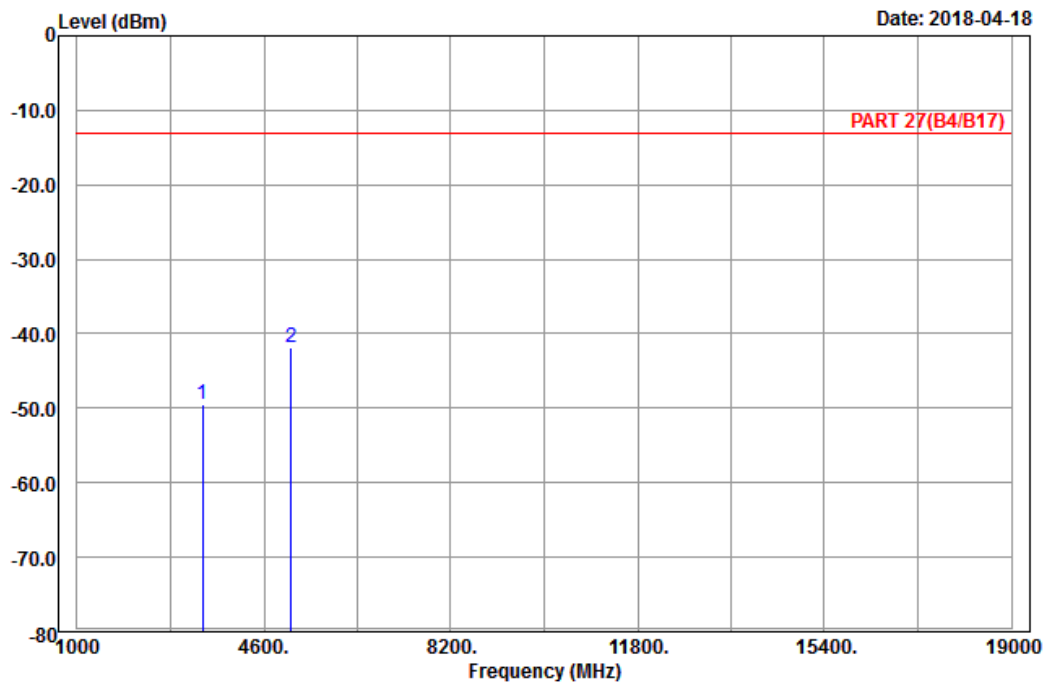
Low Channel



Bureau Veritas Consumer Products Services Ltd., Taoyuan Branch

A D T

Data: 9



Site : 966 chamber 1
 Condition: PART 27(B4/B17) Horizontal
 Remark : LTE_Band 4_Link_CH19957
 Tested by: Karl Lee

	Freq	Level	Read Level	Limit Line	Over Limit	Factor	Remark
	MHz	dBm	dBm	dBm	dB	dB	
1	3421.40	-49.49	-63.86	-13.00	-36.49	14.37	Peak
2 pp	5132.10	-41.84	-61.65	-13.00	-28.84	19.81	Peak

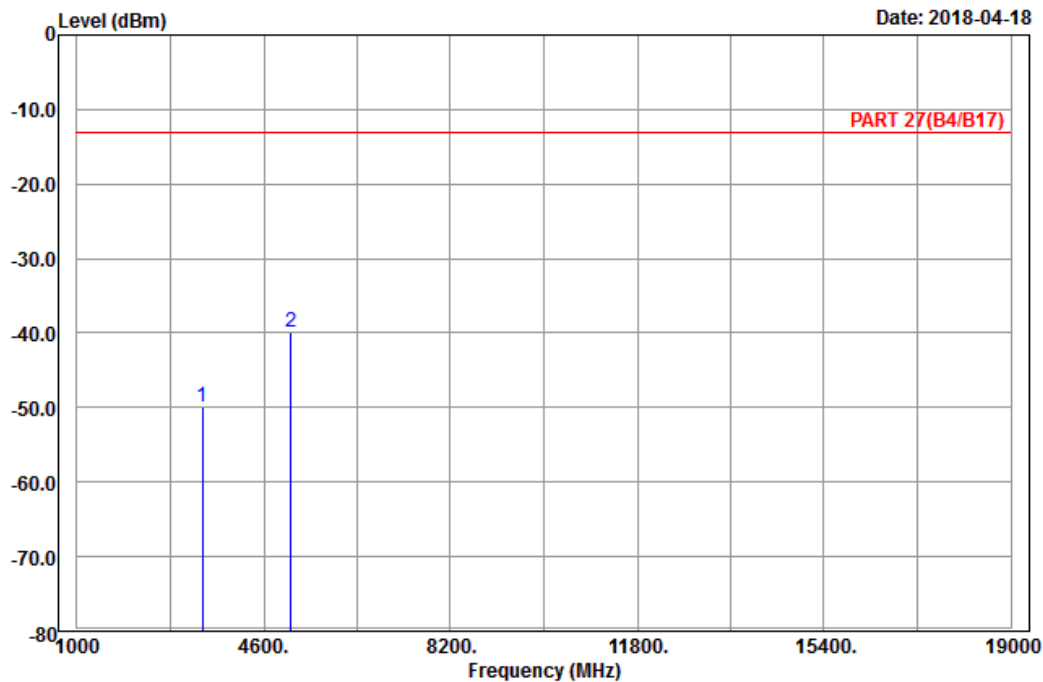


Bureau Veritas Consumer Products Services Ltd., Taoyuan Branch

A D T

Data: 10

Date: 2018-04-18



Site : 966 chamber 1
 Condition: PART 27(B4/B17) Vertical
 Remark : LTE_Band 4_Link_CH19957
 Tested by: Karl Lee

	Freq	Level	Read Level	Limit Line	Over Limit	Factor	Remark
	MHz	dBm	dBm	dBm	dB	dB	
1	3421.40	-49.84	-64.21	-13.00	-36.84	14.37	Peak
2 pp	5132.10	-39.86	-59.67	-13.00	-26.86	19.81	Peak

Middle Channel

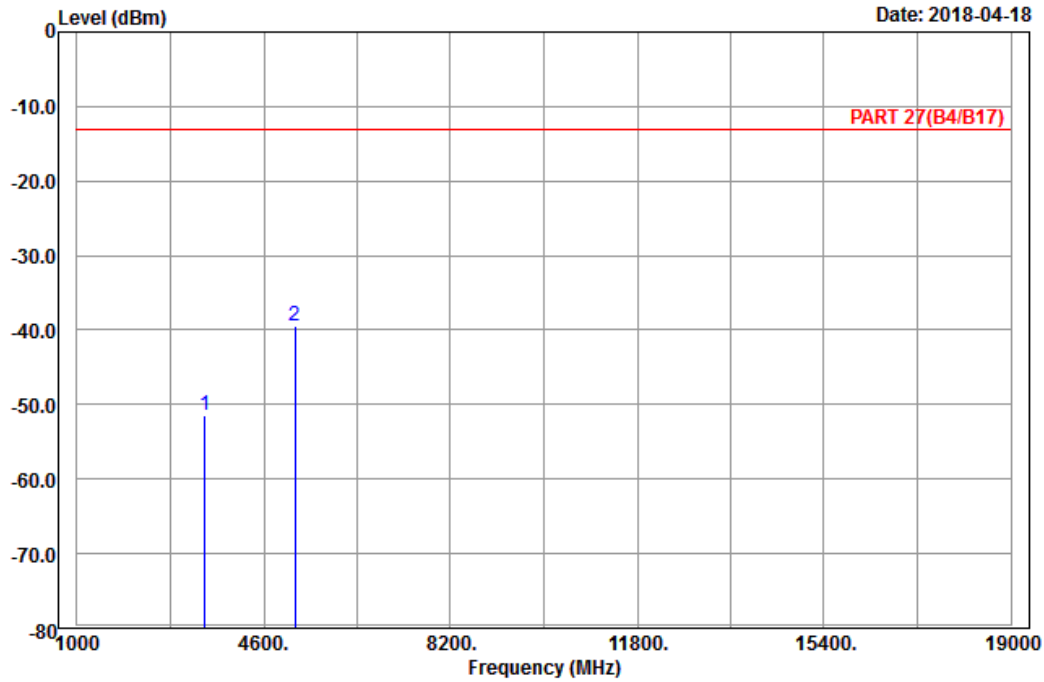


Bureau Veritas Consumer Products Services Ltd., Taoyuan Branch

A D T

Data: 9

Date: 2018-04-18



Site : 966 chamber 1
 Condition: PART 27(B4/B17) Horizontal
 Remark : LTE_Band 4_Link_CH20175
 Tested by: Karl Lee

	Freq	Level	Read Level	Limit Line	Over Limit	Factor	Remark
	MHz	dBm	dBm	dBm	dB	dB	
1	3465.00	-51.39	-65.73	-13.00	-38.39	14.34	Peak
2	5197.50	-39.39	-59.51	-13.00	-26.39	20.12	Peak

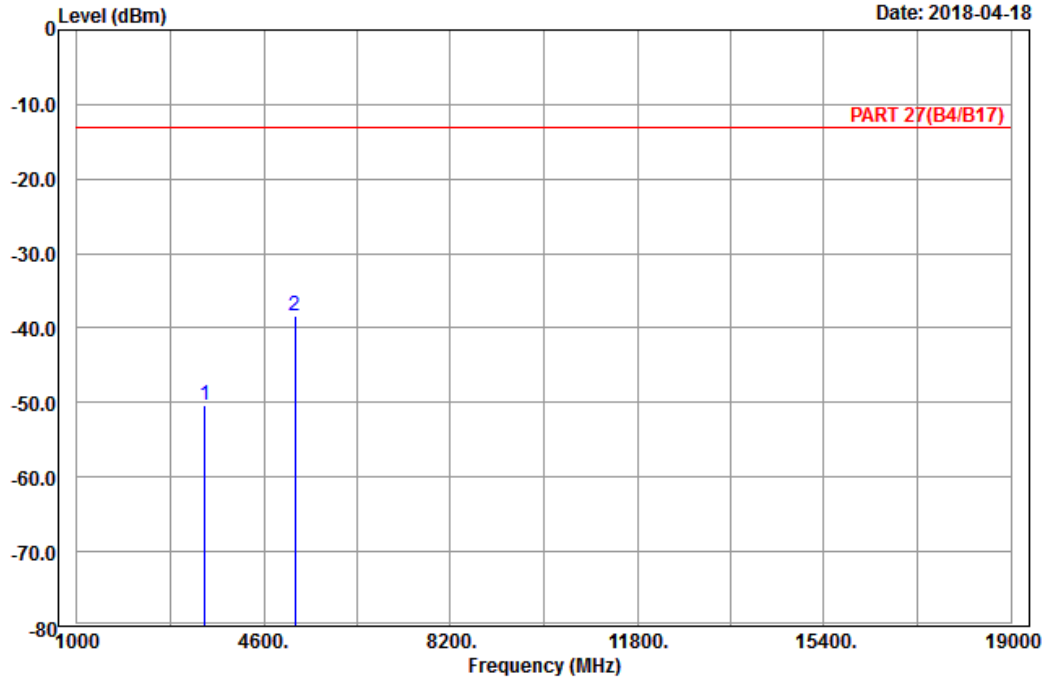


Bureau Veritas Consumer Products Services Ltd., Taoyuan Branch

A D T

Data: 10

Date: 2018-04-18



Site : 966 chamber 1
 Condition: PART 27(B4/B17) Vertical
 Remark : LTE_Band 4_Link_CH20175
 Tested by: Karl Lee

	Freq	Level	Read Level	Limit Line	Over Limit	Factor	Remark
	MHz	dBm	dBm	dBm	dB	dB	
1	3465.00	-50.41	-64.75	-13.00	-37.41	14.34	Peak
2 pp	5197.50	-38.31	-58.43	-13.00	-25.31	20.12	Peak

High Channel

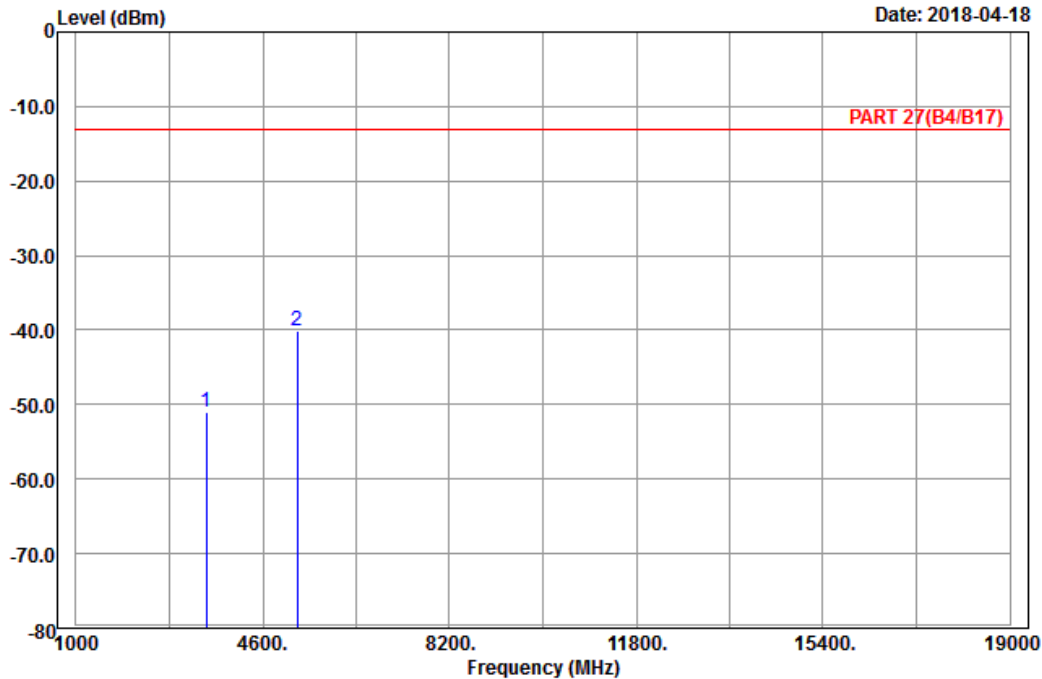


Bureau Veritas Consumer Products Services Ltd., Taoyuan Branch

A D T

Data: 9

Date: 2018-04-18



Site : 966 chamber 1
 Condition: PART 27(B4/B17) Horizontal
 Remark : LTE_Band 4_Link_CH20393
 Tested by: Karl Lee

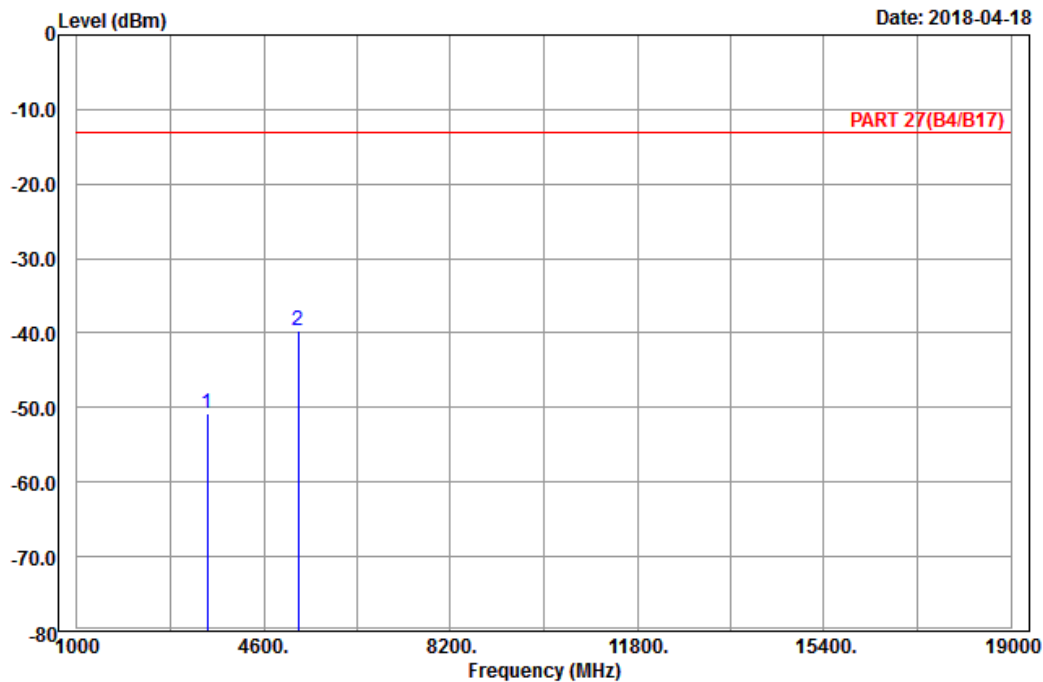
	Freq	Level	Read Level	Limit Line	Over Limit	Factor	Remark
	MHz	dBm	dBm	dBm	dB	dB	
1	3508.60	-50.99	-65.27	-13.00	-37.99	14.28	Peak
2	5262.90	-40.14	-60.34	-13.00	-27.14	20.20	Peak



A D T

Data: 10

Date: 2018-04-18



Site : 966 chamber 1
 Condition: PART 27(B4/B17) Vertical
 Remark : LTE_Band 4_Link_CH20393
 Tested by: Karl Lee

	Freq	Level	Read Level	Limit Line	Over Limit	Factor	Remark
	MHz	dBm	dBm	dBm	dB	dB	
1	3508.60	-50.76	-65.04	-13.00	-37.76	14.28	Peak
2 pp	5262.90	-39.76	-59.96	-13.00	-26.76	20.20	Peak

Channel Bandwidth: 5 MHz / QPSK
Low Channel

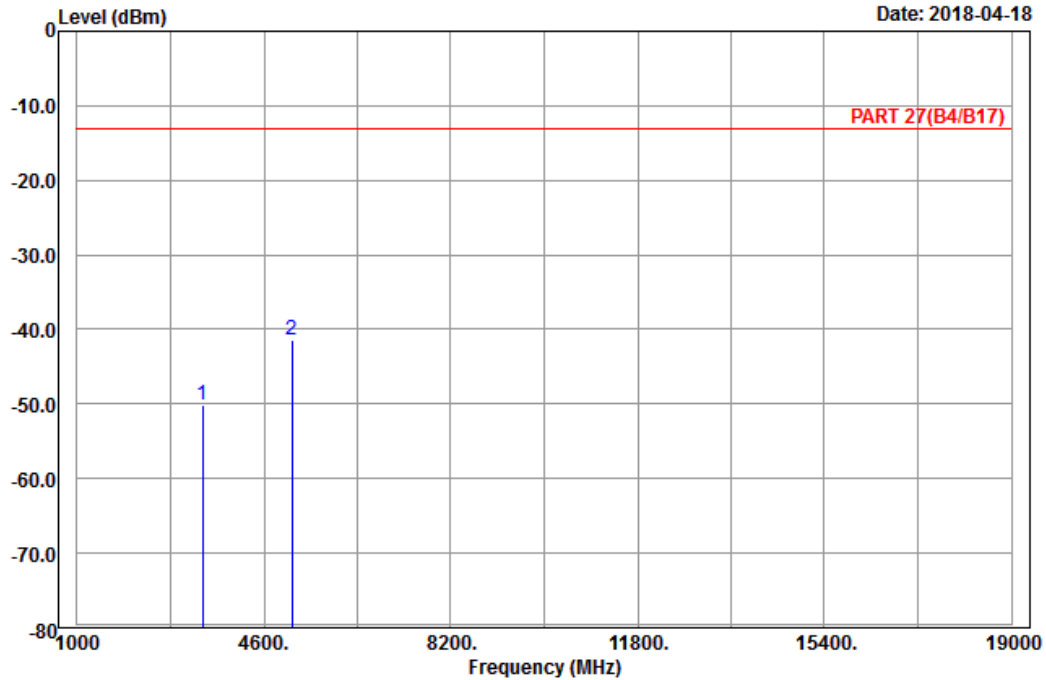


Bureau Veritas Consumer Products Services Ltd., Taoyuan Branch

A D T

Data: 9

Date: 2018-04-18



Site : 966 chamber 1
Condition: PART 27(B4/B17) Horizontal
Remark : LTE_Band 4_Link_CH19975
Tested by: Karl Lee

	Freq	Level	Read Level	Limit Line	Over Limit	Factor	Remark
	MHz	dBm	dBm	dBm	dB	dB	
1	3425.00	-50.19	-64.56	-13.00	-37.19	14.37	Peak
2 pp	5137.50	-41.41	-61.22	-13.00	-28.41	19.81	Peak

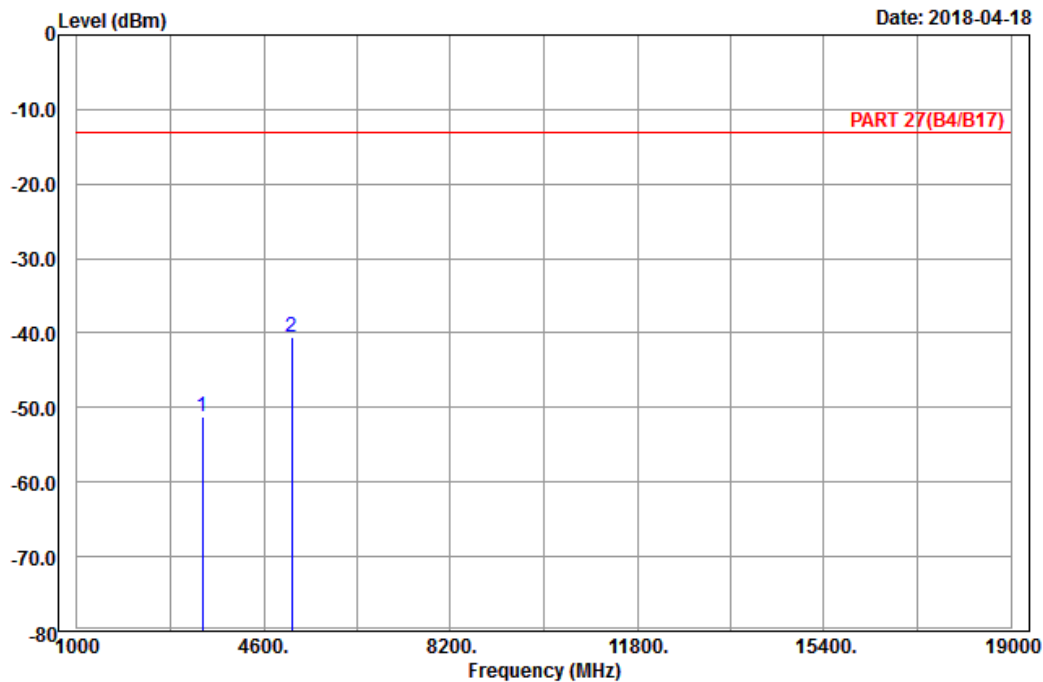


Bureau Veritas Consumer Products Services Ltd., Taoyuan Branch

A D T

Data: 10

Date: 2018-04-18



Site : 966 chamber 1
 Condition: PART 27(B4/B17) Vertical
 Remark : LTE_Band 4_Link_CH19975
 Tested by: Karl Lee

	Freq	Level	Read Level	Limit Line	Over Limit	Factor	Remark
	MHz	dBm	dBm	dBm	dB	dB	
1	3425.00	-51.30	-65.67	-13.00	-38.30	14.37	Peak
2 pp	5137.50	-40.49	-60.30	-13.00	-27.49	19.81	Peak

Middle Channel

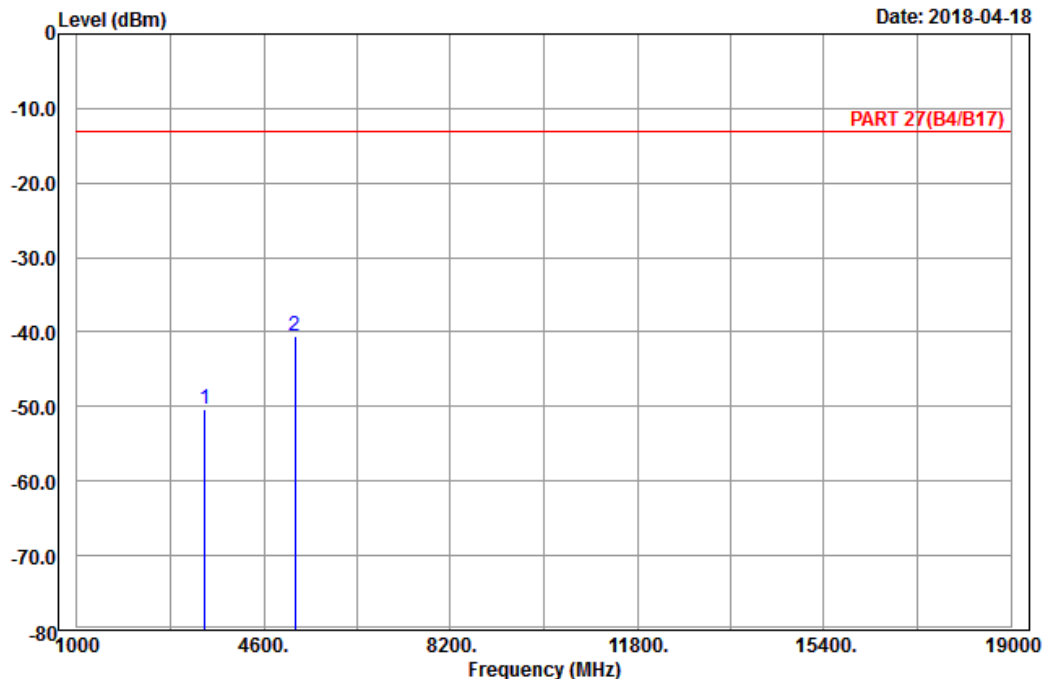


Bureau Veritas Consumer Products Services Ltd., Taoyuan Branch

A D T

Data: 9

Date: 2018-04-18



Site : 966 chamber 1
 Condition: PART 27(B4/B17) Horizontal
 Remark : LTE_Band 4_Link_CH20175
 Tested by: Karl Lee

	Freq	Level	Read Level	Limit Line	Over Limit	Factor	Remark
	MHz	dBm	dBm	dBm	dB	dB	
1	3465.00	-50.33	-64.67	-13.00	-37.33	14.34	Peak
2	5197.50	-40.55	-60.67	-13.00	-27.55	20.12	Peak

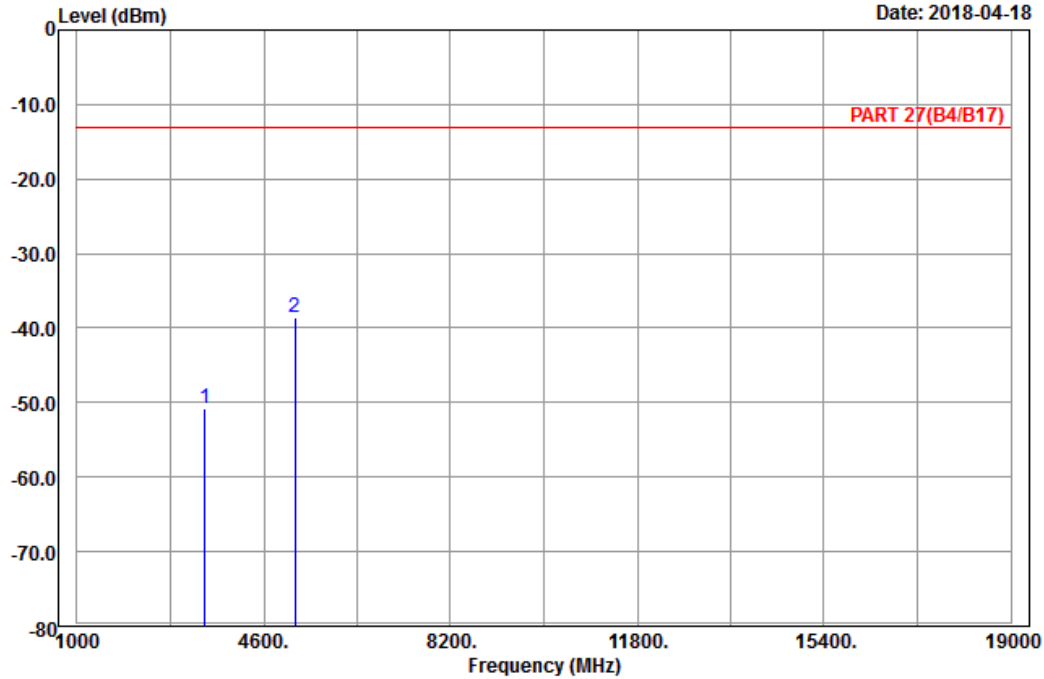


Bureau Veritas Consumer Products Services Ltd., Taoyuan Branch

A D T

Data: 10

Date: 2018-04-18



Site : 966 chamber 1
 Condition: PART 27(B4/B17) Vertical
 Remark : LTE_Band 4_Link_CH20175
 Tested by: Karl Lee

	Freq	Level	Read Level	Limit Line	Over Limit	Factor	Remark
	MHz	dBm	dBm	dBm	dB	dB	
1	3465.00	-50.87	-65.21	-13.00	-37.87	14.34	Peak
2 pp	5197.50	-38.59	-58.71	-13.00	-25.59	20.12	Peak

High Channel

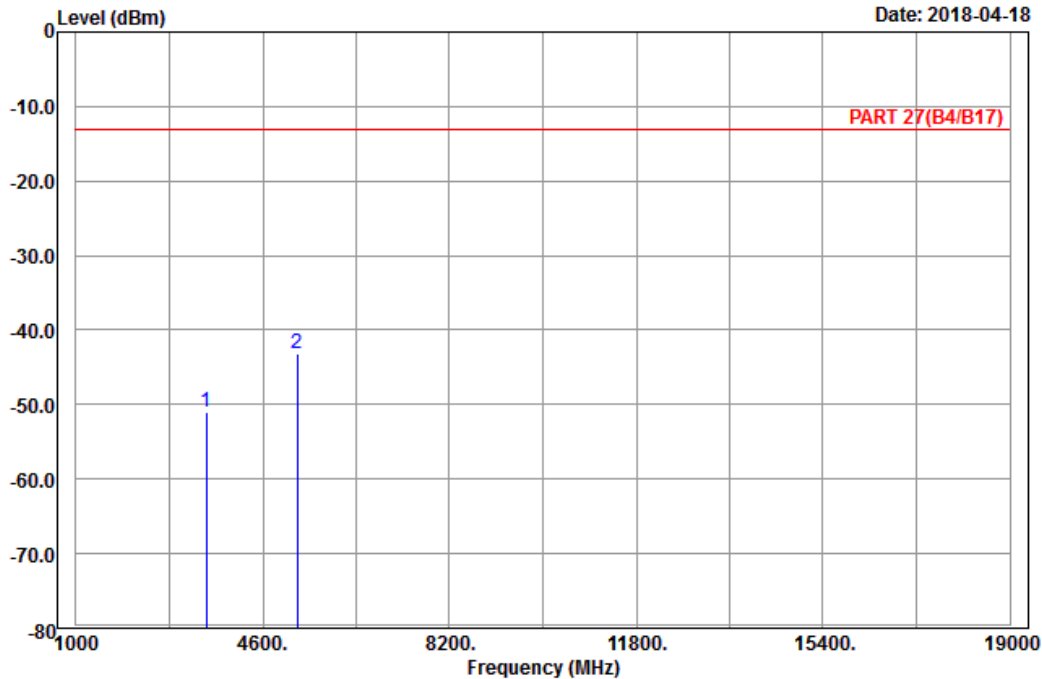


Bureau Veritas Consumer Products Services Ltd., Taoyuan Branch

A D T

Data: 9

Date: 2018-04-18



Site : 966 chamber 1
 Condition: PART 27(B4/B17) Horizontal
 Remark : LTE_Band 4_Link_CH20375
 Tested by: Karl Lee

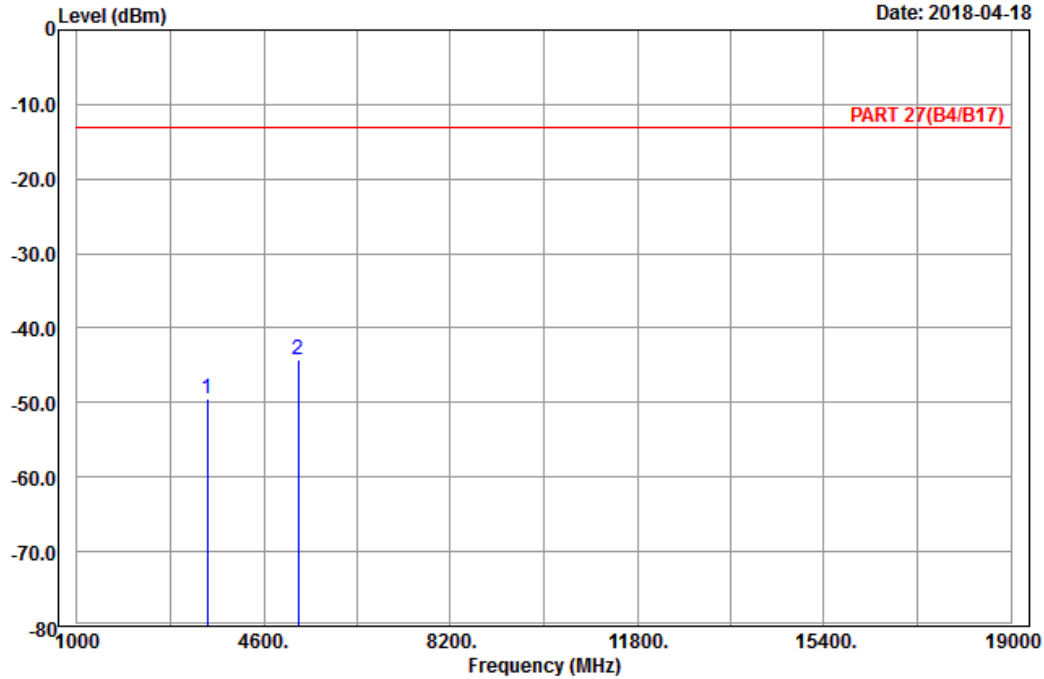
	Freq	Level	Read Level	Limit Line	Over Limit	Factor	Remark
	MHz	dBm	dBm	dBm	dB	dB	
1	3505.00	-51.11	-65.39	-13.00	-38.11	14.28	Peak
2	5257.50	-43.09	-63.29	-13.00	-30.09	20.20	Peak



A D T

Data: 10

Date: 2018-04-18



Site : 966 chamber 1
 Condition: PART 27(B4/B17) Vertical
 Remark : LTE_Band 4_Link_CH20375
 Tested by: Karl Lee

	Freq	Level	Read Level	Limit Line	Over Limit	Factor	Remark
	MHz	dBm	dBm	dBm	dB	dB	
1	3505.00	-49.57	-63.85	-13.00	-36.57	14.28	Peak
2 pp	5257.50	-44.27	-64.47	-13.00	-31.27	20.20	Peak

Channel Bandwidth: 20 MHz / QPSK
Low Channel

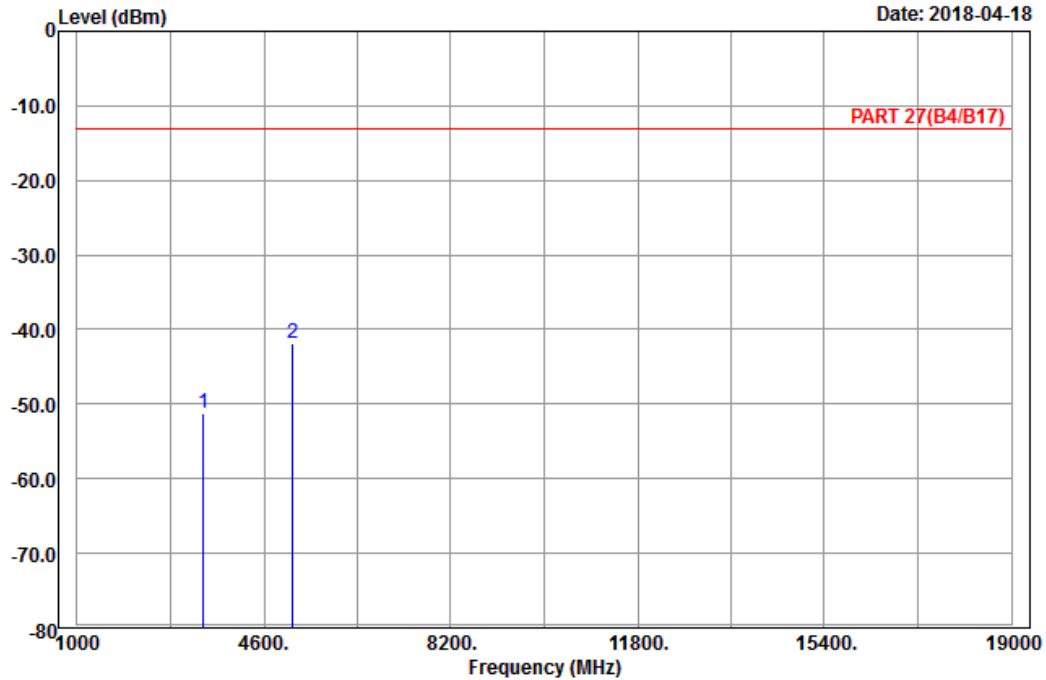


Bureau Veritas Consumer Products Services Ltd., Taoyuan Branch

A D T

Data: 9

Date: 2018-04-18



Site : 966 chamber 1
Condition: PART 27(B4/B17) Horizontal
Remark : LTE_Band 4_Link_CH20050
Tested by: Karl Lee

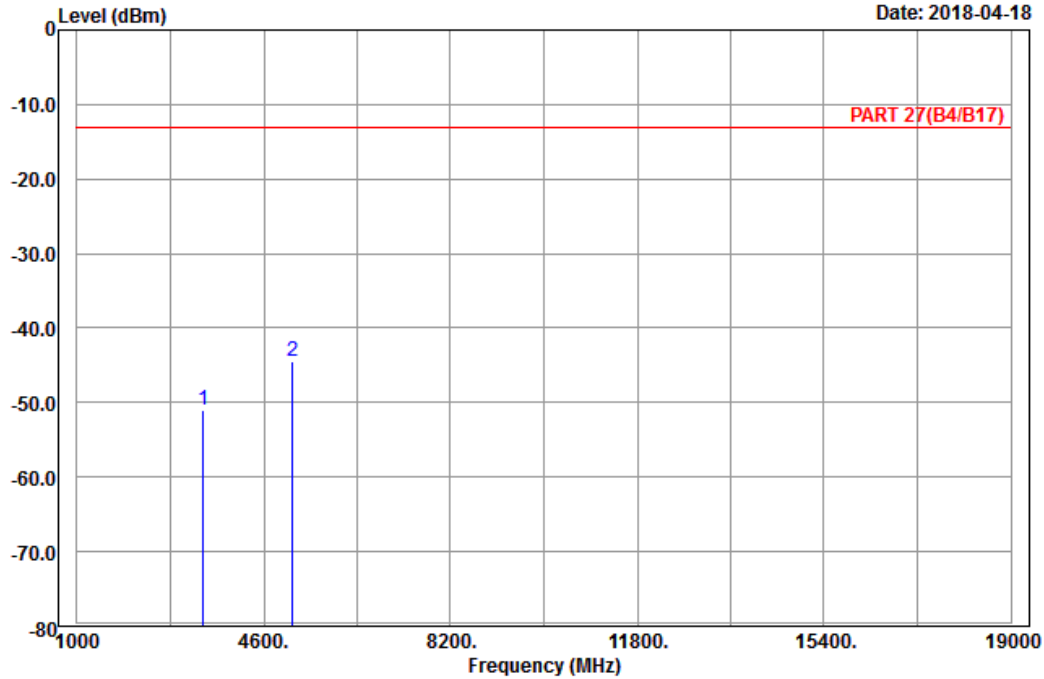
	Freq	Level	Read Level	Limit Line	Over Limit	Factor	Remark
	MHz	dBm	dBm	dBm	dB	dB	
1	3440.00	-51.14	-65.49	-13.00	-38.14	14.35	Peak
2 pp	5160.00	-41.83	-61.75	-13.00	-28.83	19.92	Peak



A D T

Data: 10

Date: 2018-04-18



Site : 966 chamber 1
 Condition: PART 27(B4/B17) Vertical
 Remark : LTE_Band 4_Link_CH20050
 Tested by: Karl Lee

	Freq	Level	Read Level	Limit Line	Over Limit	Factor	Remark
	MHz	dBm	dBm	dBm	dB	dB	
1	3440.00	-50.92	-65.27	-13.00	-37.92	14.35	Peak
2 pp	5160.00	-44.48	-64.40	-13.00	-31.48	19.92	Peak

Middle Channel

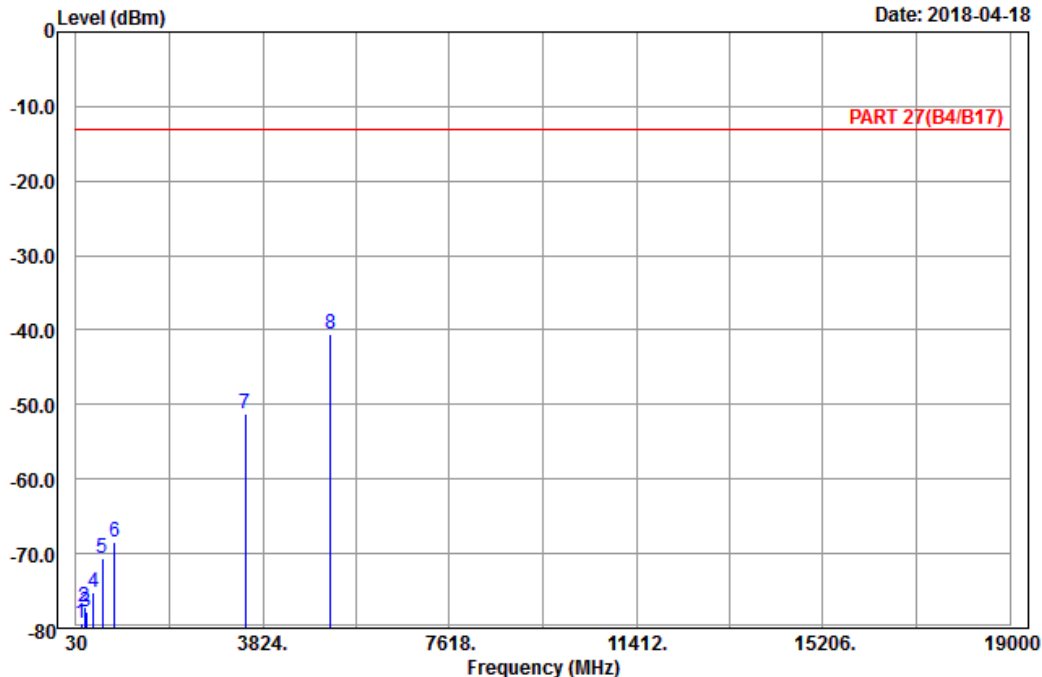


Bureau Veritas Consumer Products Services Ltd., Taoyuan Branch

A D T

Data: 13

Date: 2018-04-18



Site : 966 chamber 1
 Condition: PART 27(B4/B17) Horizontal
 Remark : LTE_Band 4_Link_CH20175
 Tested by: Karl Lee

	Freq	Level	Read Level	Limit Line	Over Limit	Factor	Remark
	MHz	dBm	dBm	dBm	dB	dB	
1	136.92	-79.26	-71.58	-13.00	-66.26	-7.68	Peak
2	196.86	-77.14	-71.09	-13.00	-64.14	-6.05	Peak
3	242.76	-77.72	-72.11	-13.00	-64.72	-5.61	Peak
4	377.00	-75.10	-71.17	-13.00	-62.10	-3.93	Peak
5	568.80	-70.67	-69.77	-13.00	-57.67	-0.90	Peak
6	808.20	-68.50	-70.42	-13.00	-55.50	1.92	Peak
7	3465.00	-51.17	-65.51	-13.00	-38.17	14.34	Peak
8 pp	5197.50	-40.51	-60.63	-13.00	-27.51	20.12	Peak

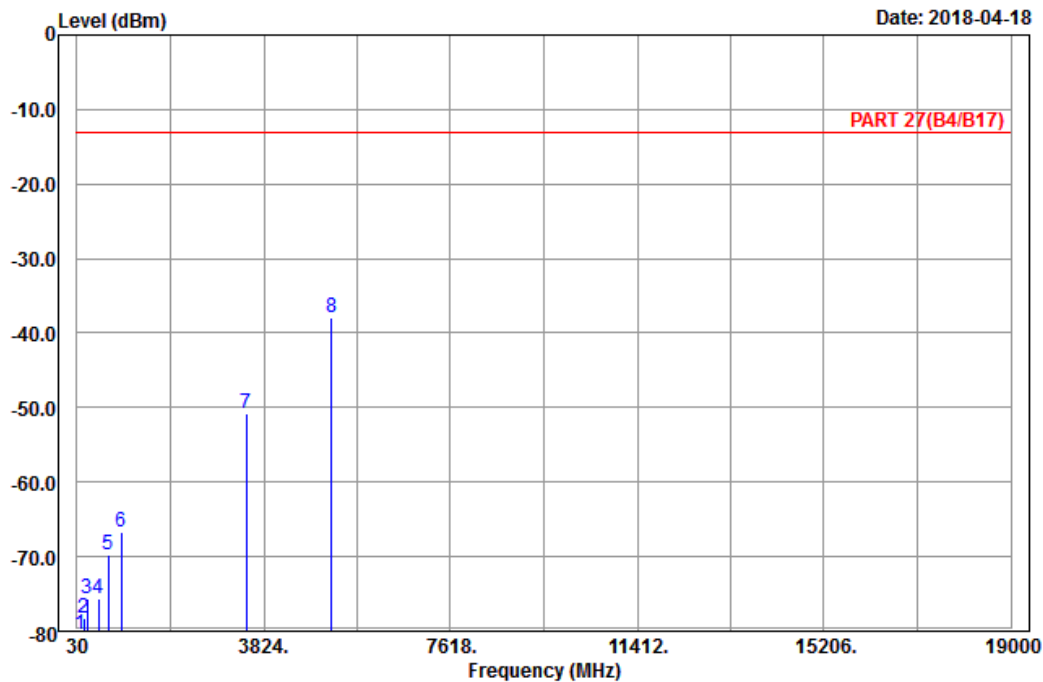


Bureau Veritas Consumer Products Services Ltd., Taoyuan Branch

A D T

Data: 14

Date: 2018-04-18



Site : 966 chamber 1
 Condition: PART 27(B4/B17) Vertical
 Remark : LTE_Band 4_Link_CH20175
 Tested by: Karl Lee

	Freq	Level	Read Level	Limit Line	Over Limit	Factor	Remark
	MHz	dBm	dBm	dBm	dB	dB	
1	108.03	-80.36	-71.18	-13.00	-67.36	-9.18	Peak
2	162.30	-78.20	-70.73	-13.00	-65.20	-7.47	Peak
3	229.80	-75.55	-69.77	-13.00	-62.55	-5.78	Peak
4	475.00	-75.61	-71.05	-13.00	-62.61	-4.56	Peak
5	668.20	-69.79	-69.57	-13.00	-56.79	-0.22	Peak
6	922.30	-66.61	-70.50	-13.00	-53.61	3.89	Peak
7	3465.00	-50.78	-65.12	-13.00	-37.78	14.34	Peak
8 pp	5197.50	-38.00	-58.12	-13.00	-25.00	20.12	Peak

High Channel

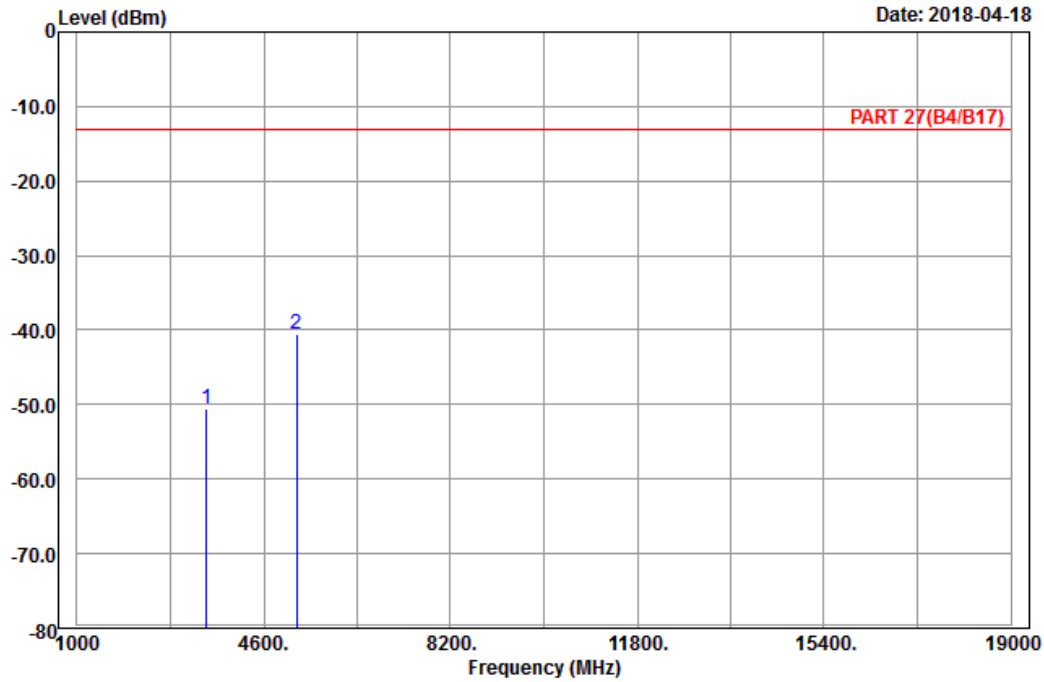


Bureau Veritas Consumer Products Services Ltd., Taoyuan Branch

A D T

Data: 9

Date: 2018-04-18



Site : 966 chamber 1
 Condition: PART 27(B4/B17) Horizontal
 Remark : LTE_Band 4_Link_CH20300
 Tested by: Karl Lee

	Freq	Level	Read Level	Limit Line	Over Limit	Factor	Remark
	MHz	dBm	dBm	dBm	dB	dB	
1	3490.00	-50.61	-64.92	-13.00	-37.61	14.31	Peak
2	5235.00	-40.54	-60.70	-13.00	-27.54	20.16	Peak

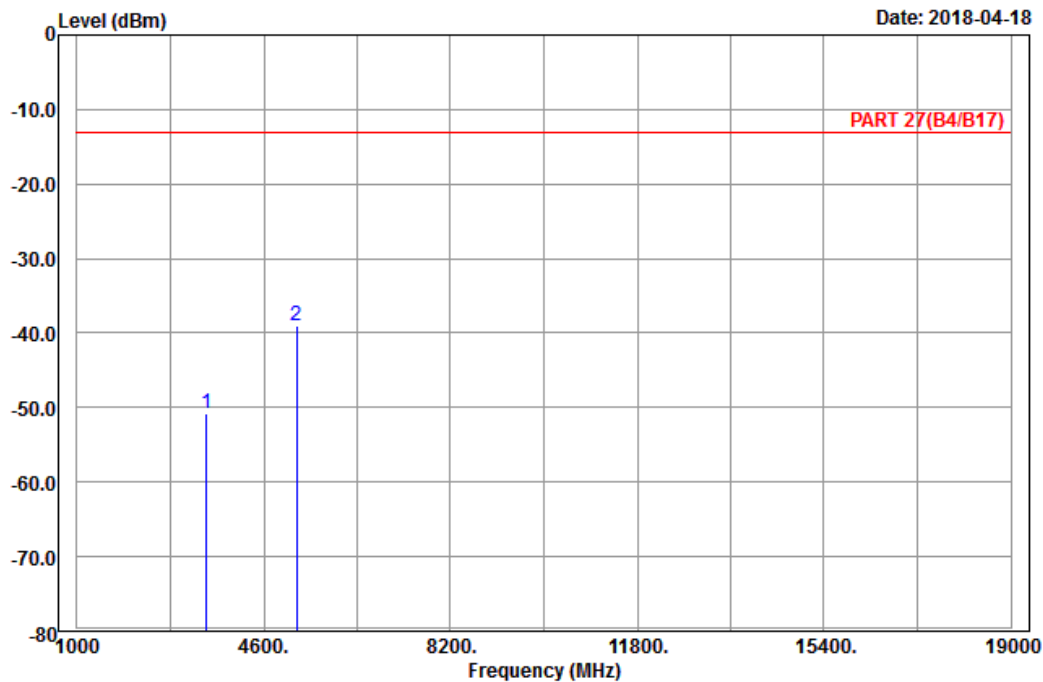


Bureau Veritas Consumer Products Services Ltd., Taoyuan Branch

A D T

Data: 10

Date: 2018-04-18



Site : 966 chamber 1
 Condition: PART 27(B4/B17) Vertical
 Remark : LTE_Band 4_Link_CH20300
 Tested by: Karl Lee

	Freq	Level	Read Level	Limit Line	Over Limit	Factor	Remark
	MHz	dBm	dBm	dBm	dB	dB	
1	3490.00	-50.79	-65.10	-13.00	-37.79	14.31	Peak
2 pp	5235.00	-38.92	-59.08	-13.00	-25.92	20.16	Peak

LTE Band 12
 Channel Bandwidth: 1.4 MHz / QPSK
 Low Channel

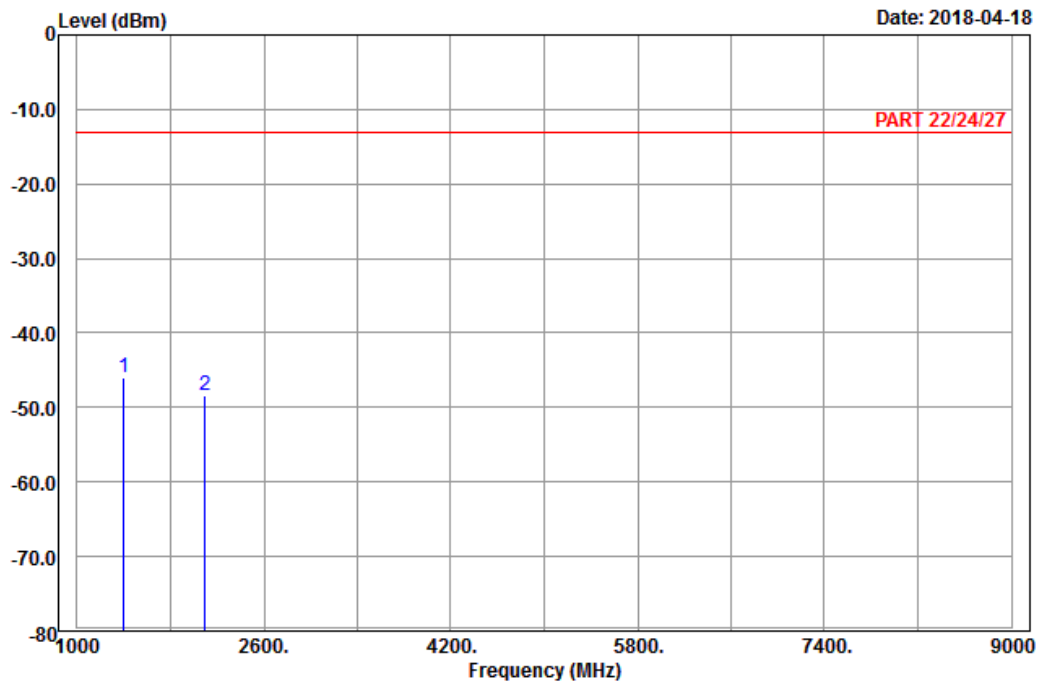


Bureau Veritas Consumer Products Services Ltd., Taoyuan Branch

A D T

Data: 5

Date: 2018-04-18



Site : 966 chamber 1
 Condition: PART 22/24/27 Horizontal
 Remark : LTE_Band 12_Link_CH23017
 Tested by: Karl Lee

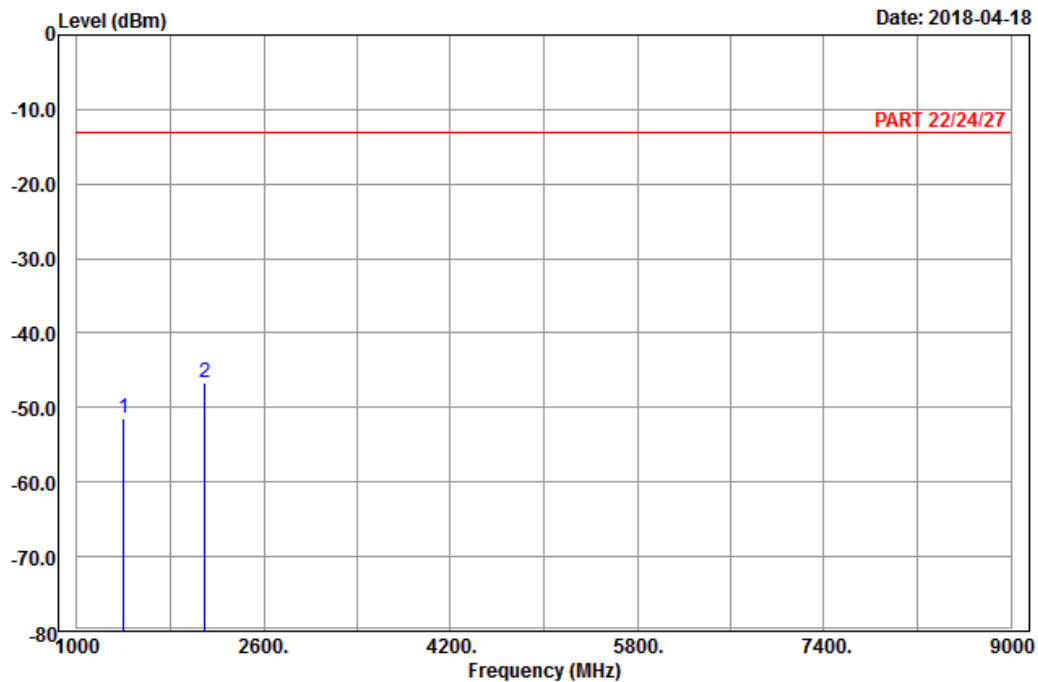
	Read	Limit	Over				
Freq	Level	Level	Line	Limit	Factor	Remark	
MHz	dBm	dBm	dBm	dB	dB		
1 pp	1399.40	-46.10	-52.20	-13.00	-33.10	6.10	Peak
2	2099.10	-48.40	-59.33	-13.00	-35.40	10.93	Peak



A D T

Data: 6

Date: 2018-04-18



Site : 966 chamber 1
 Condition: PART 22/24/27 Vertical
 Remark : LTE_Band 12_Link_CH23017
 Tested by: Karl Lee

	Freq	Level	Read Level	Limit Line	Over Limit	Factor	Remark
	MHz	dBm	dBm	dBm	dB	dB	
1	1399.40	-51.46	-57.56	-13.00	-38.46	6.10	Peak
2 pp	2099.10	-46.72	-57.65	-13.00	-33.72	10.93	Peak

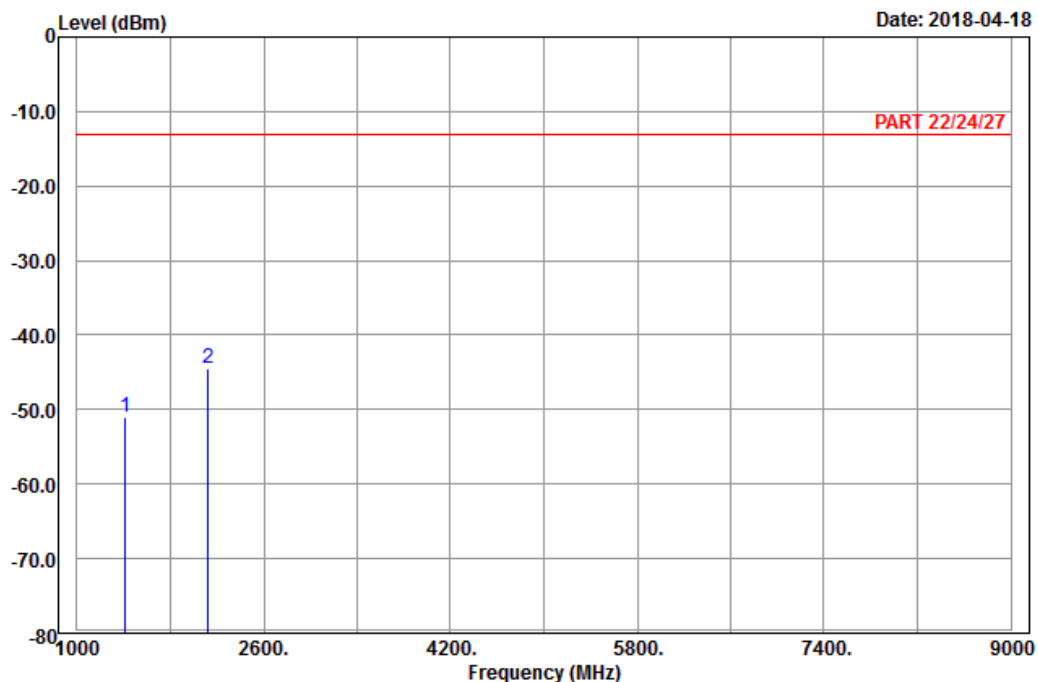
Middle Channel



Bureau Veritas Consumer Products Services Ltd., Taoyuan Branch

A D T

Data: 5



Site : 966 chamber 1
 Condition: PART 22/24/27 Horizontal
 Remark : LTE_Band 12_Link_CH23095
 Tested by: Karl Lee

	Freq	Level	Read Level	Limit Line	Over Limit	Factor	Remark
	MHz	dBm	dBm	dBm	dB	dB	
1	1415.00	-51.08	-57.44	-13.00	-38.08	6.36	Peak
2	pp 2122.50	-44.42	-55.53	-13.00	-31.42	11.11	Peak

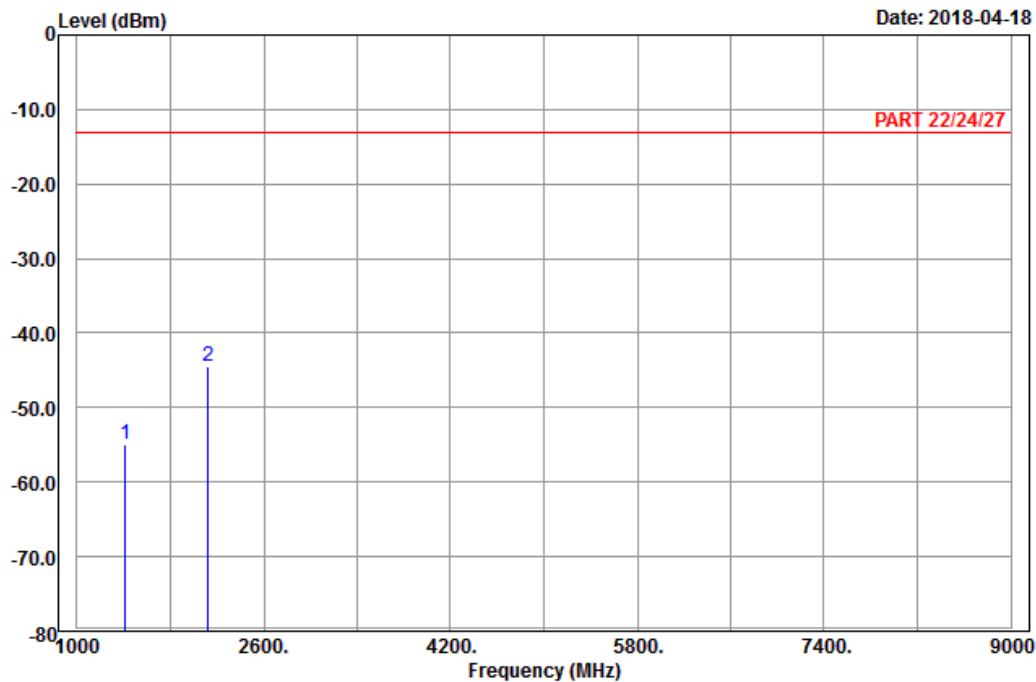


Bureau Veritas Consumer Products Services Ltd., Taoyuan Branch

A D T

Data: 6

Date: 2018-04-18



Site : 966 chamber 1
 Condition: PART 22/24/27 Vertical
 Remark : LTE_Band 12_Link_CH23095
 Tested by: Karl Lee

	Freq	Level	Read Level	Limit Line	Over Limit	Factor	Remark
	MHz	dBm	dBm	dBm	dB	dB	
1	1415.00	-54.97	-61.33	-13.00	-41.97	6.36	Peak
2 pp	2122.50	-44.37	-55.48	-13.00	-31.37	11.11	Peak

High Channel

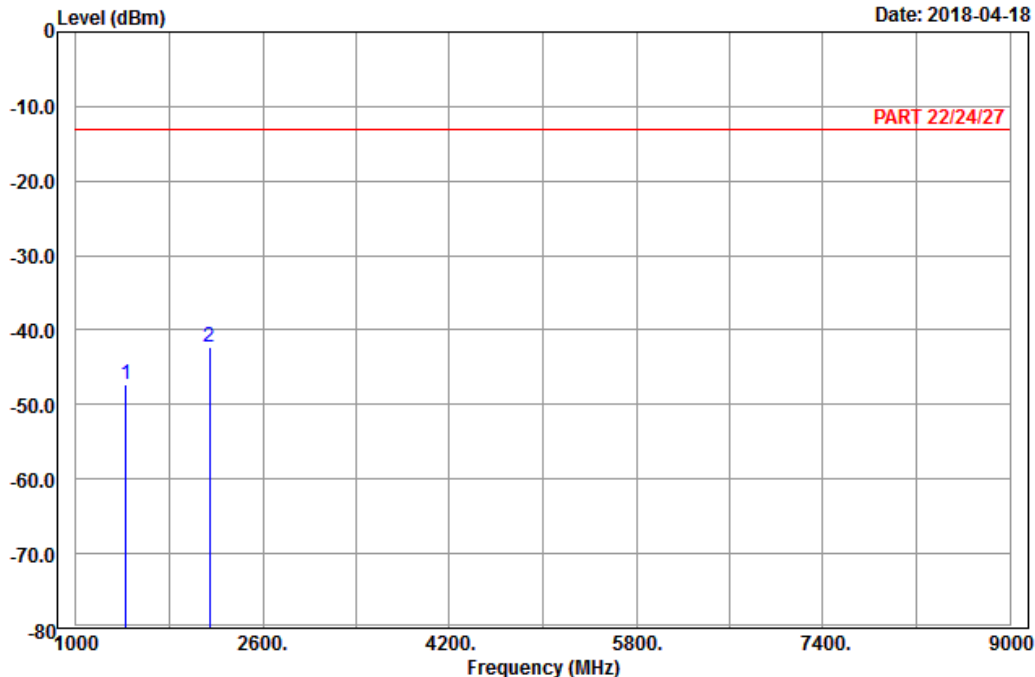


Bureau Veritas Consumer Products Services Ltd., Taoyuan Branch

A D T

Data: 5

Date: 2018-04-18



Site : 966 chamber 1
 Condition: PART 22/24/27 Horizontal
 Remark : LTE_Band 12_Link_CH23173
 Tested by: Karl Lee

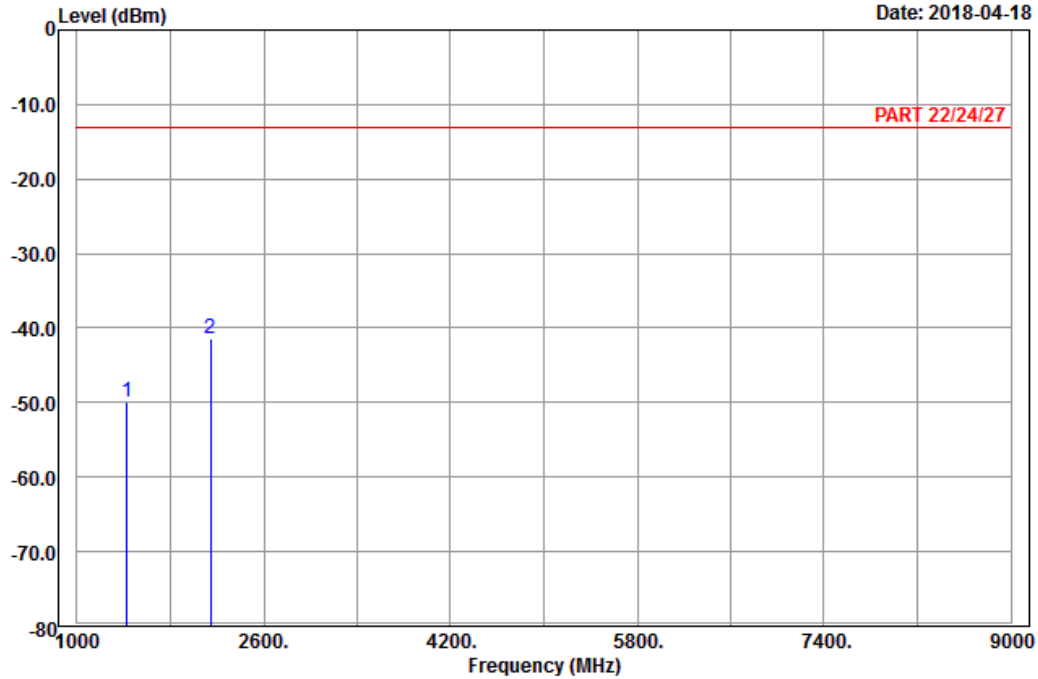
	Freq	Level	Read Level	Limit Line	Over Limit	Factor	Remark
	MHz	dBm	dBm	dBm	dB	dB	
1	1430.60	-47.36	-53.60	-13.00	-34.36	6.24	Peak
2	pp 2145.90	-42.31	-53.56	-13.00	-29.31	11.25	Peak



A D T

Data: 6

Date: 2018-04-18



Site : 966 chamber 1
 Condition: PART 22/24/27 Vertical
 Remark : LTE_Band 12_Link_CH23173
 Tested by: Karl Lee

	Freq	Level	Read Level	Limit Line	Over Limit	Factor	Remark
	MHz	dBm	dBm	dBm	dB	dB	
1	1430.60	-49.90	-56.14	-13.00	-36.90	6.24	Peak
2 pp	2145.90	-41.51	-52.76	-13.00	-28.51	11.25	Peak

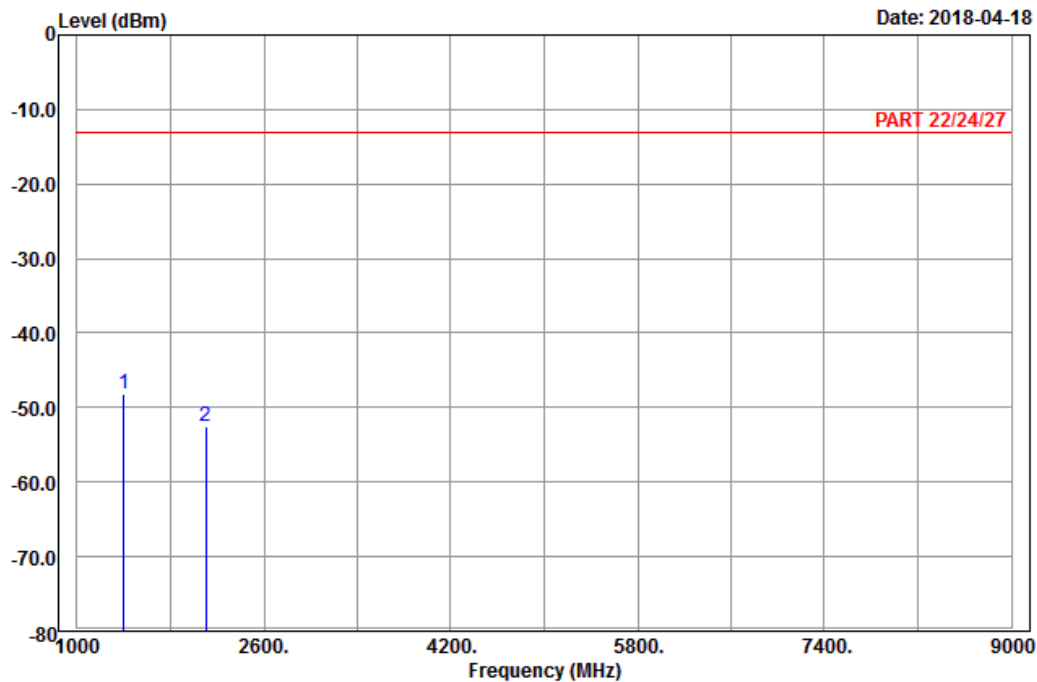
Channel Bandwidth: 5 MHz / QPSK
Low Channel



Bureau Veritas Consumer Products Services Ltd., Taoyuan Branch

A D T

Data: 5



Site : 966 chamber 1
Condition: PART 22/24/27 Horizontal
Remark : LTE_Band 12_Link_CH23035
Tested by: Karl Lee

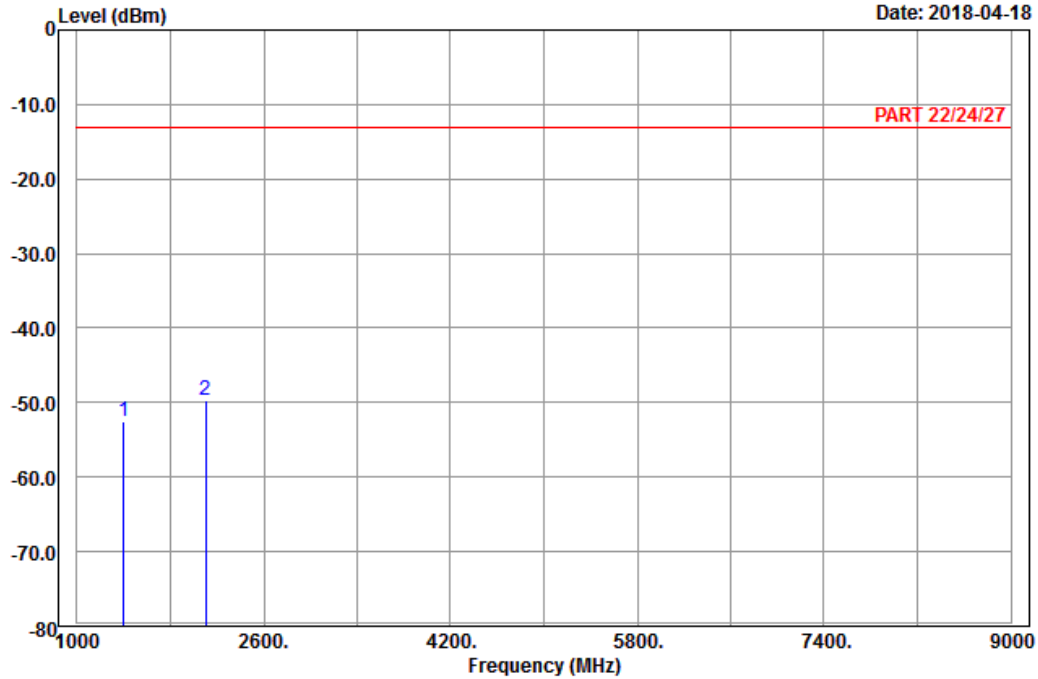
	Freq	Level	Read Level	Limit Line	Over Limit	Factor	Remark
	MHz	dBm	dBm	dBm	dB	dB	
1 pp	1403.00	-48.28	-54.38	-13.00	-35.28	6.10	Peak
2	2104.50	-52.63	-63.56	-13.00	-39.63	10.93	Peak



A D T

Data: 6

Date: 2018-04-18



Site : 966 chamber 1
 Condition: PART 22/24/27 Vertical
 Remark : LTE_Band 12_Link_CH23035
 Tested by: Karl Lee

	Freq	Level	Read Level	Limit Line	Over Limit	Factor	Remark
	MHz	dBm	dBm	dBm	dB	dB	
1	1403.00	-52.46	-58.56	-13.00	-39.46	6.10	Peak
2 pp	2104.50	-49.78	-60.71	-13.00	-36.78	10.93	Peak

Middle Channel

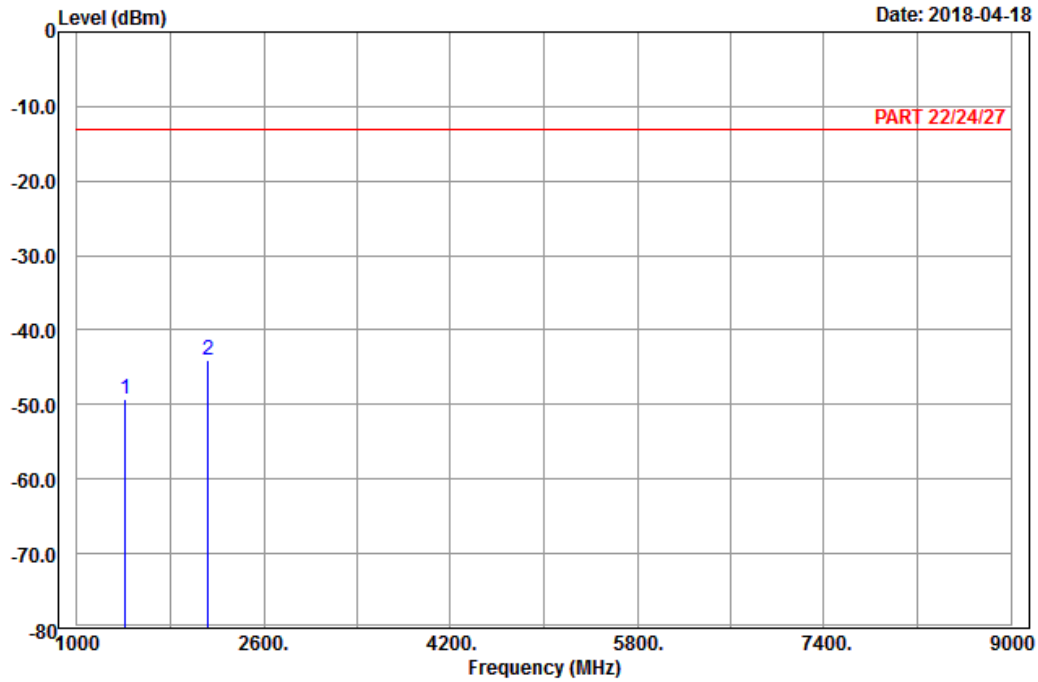


Bureau Veritas Consumer Products Services Ltd., Taoyuan Branch

A D T

Data: 5

Date: 2018-04-18



Site : 966 chamber 1
 Condition: PART 22/24/27 Horizontal
 Remark : LTE_Band 12_Link_CH23095
 Tested by: Karl Lee

	Freq	Level	Read Level	Limit Line	Over Limit	Factor	Remark
	MHz	dBm	dBm	dBm	dB	dB	
1	1415.00	-49.32	-55.68	-13.00	-36.32	6.36	Peak
2	2122.50	-44.00	-55.11	-13.00	-31.00	11.11	Peak

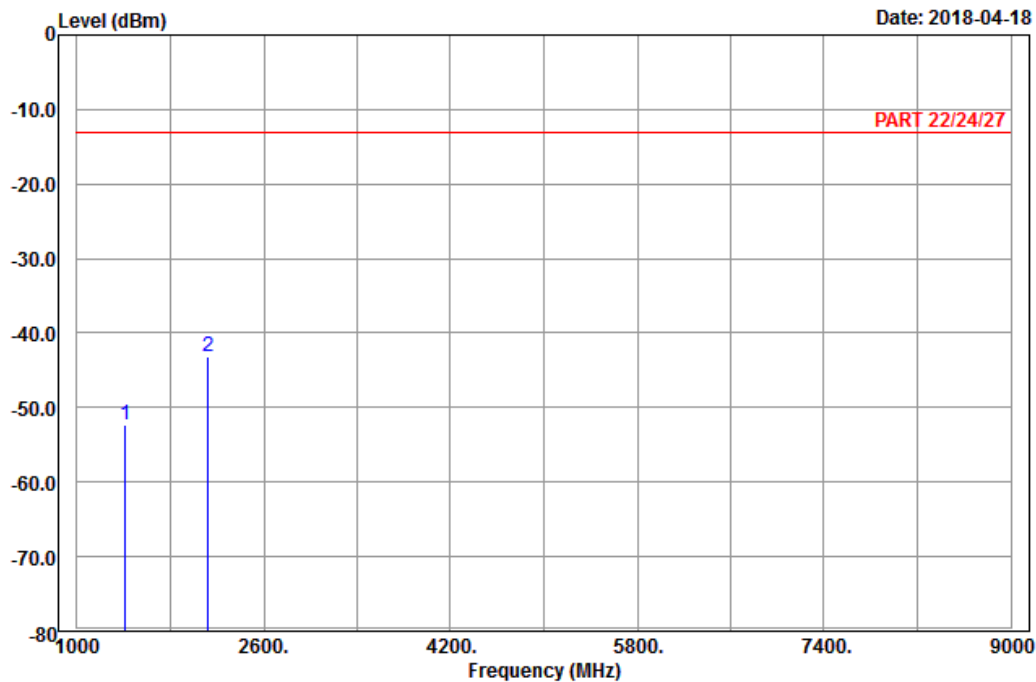


Bureau Veritas Consumer Products Services Ltd., Taoyuan Branch

A D T

Data: 6

Date: 2018-04-18



Site : 966 chamber 1
 Condition: PART 22/24/27 Vertical
 Remark : LTE_Band 12_Link_CH23095
 Tested by: Karl Lee

	Freq	Level	Read Level	Limit Line	Over Limit	Factor	Remark
	MHz	dBm	dBm	dBm	dB	dB	
1	1415.00	-52.38	-58.74	-13.00	-39.38	6.36	Peak
2 pp	2122.50	-43.06	-54.17	-13.00	-30.06	11.11	Peak

High Channel

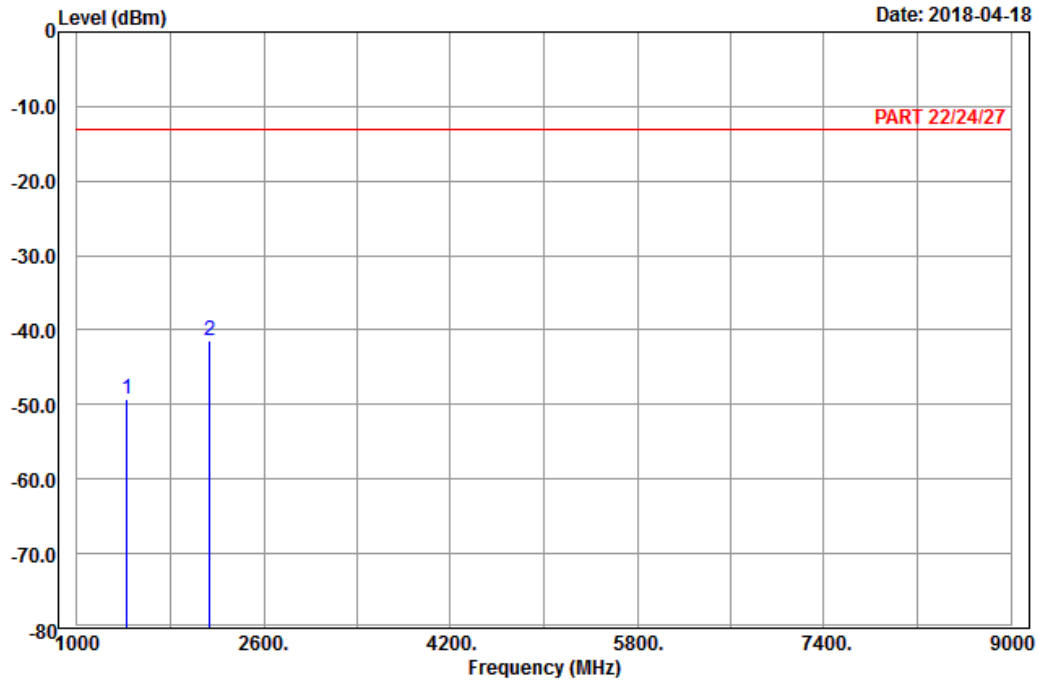


Bureau Veritas Consumer Products Services Ltd., Taoyuan Branch

A D T

Data: 5

Date: 2018-04-18



Site : 966 chamber 1
 Condition: PART 22/24/27 Horizontal
 Remark : LTE_Band 12_Link_CH23155
 Tested by: Karl Lee

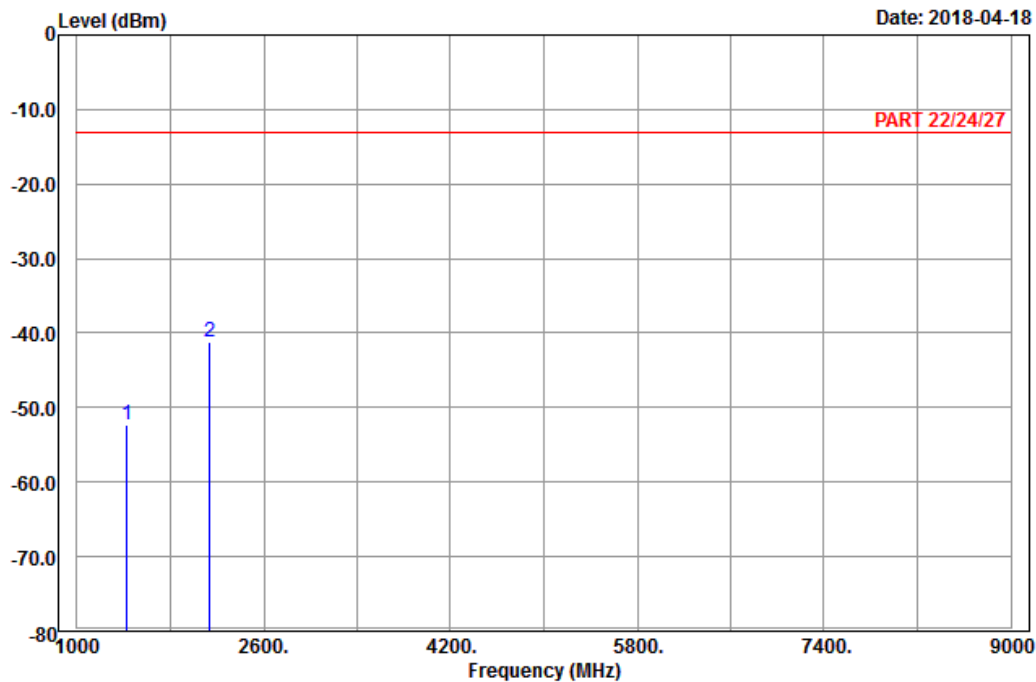
	Freq	Level	Read Level	Limit Line	Over Limit	Factor	Remark
	MHz	dBm	dBm	dBm	dB	dB	
1	1427.00	-49.28	-55.52	-13.00	-36.28	6.24	Peak
2	2140.50	-41.51	-52.79	-13.00	-28.51	11.28	Peak



A D T

Data: 6

Date: 2018-04-18



Site : 966 chamber 1
 Condition: PART 22/24/27 Vertical
 Remark : LTE_Band 12_Link_CH23155
 Tested by: Karl Lee

	Freq	Level	Read Level	Limit Line	Over Limit	Factor	Remark
	MHz	dBm	dBm	dBm	dB	dB	
1	1427.00	-52.41	-58.65	-13.00	-39.41	6.24	Peak
2 pp	2140.50	-41.16	-52.44	-13.00	-28.16	11.28	Peak

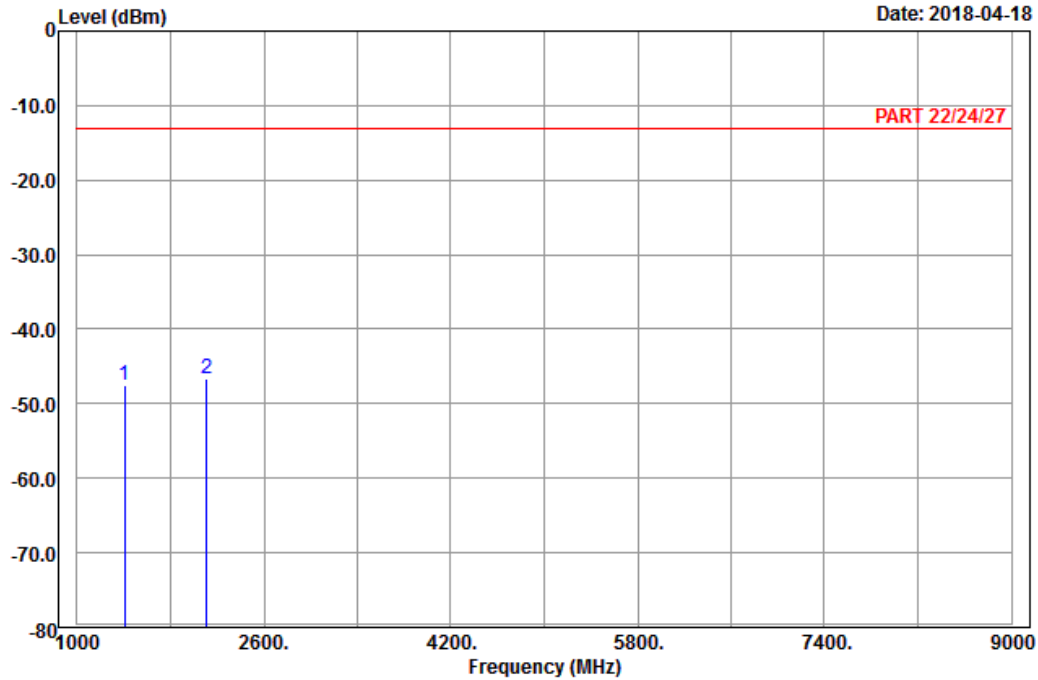
Channel Bandwidth: 10 MHz / QPSK
Low Channel



Bureau Veritas Consumer Products Services Ltd., Taoyuan Branch

A D T

Data: 5



Site : 966 chamber 1
Condition: PART 22/24/27 Horizontal
Remark : LTE_Band 12_Link_CH23060
Tested by: Karl Lee

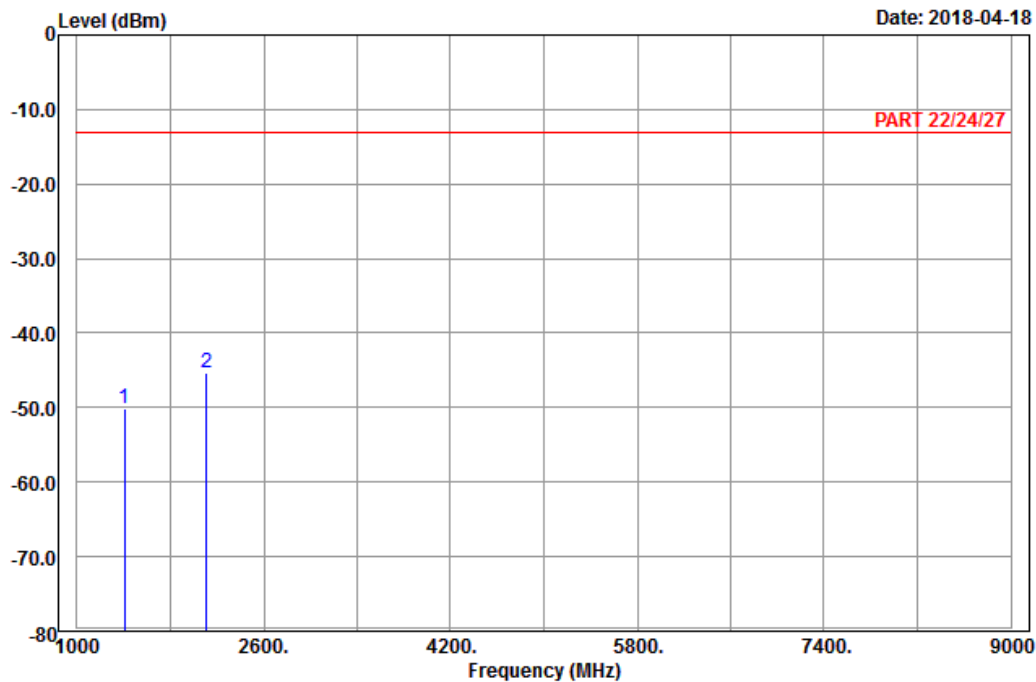
	Freq	Level	Read Level	Limit Line	Over Limit	Factor	Remark
	MHz	dBm	dBm	dBm	dB	dB	
1	1408.00	-47.56	-53.92	-13.00	-34.56	6.36	Peak
2 pp	2112.00	-46.64	-57.75	-13.00	-33.64	11.11	Peak



A D T

Data: 6

Date: 2018-04-18



Site : 966 chamber 1
 Condition: PART 22/24/27 Vertical
 Remark : LTE_Band 12_Link_CH23060
 Tested by: Karl Lee

	Freq	Level	Read Level	Limit Line	Over Limit	Factor	Remark
	MHz	dBm	dBm	dBm	dB	dB	
1	1408.00	-50.06	-56.42	-13.00	-37.06	6.36	Peak
2 pp	2112.00	-45.29	-56.40	-13.00	-32.29	11.11	Peak

Middle Channel

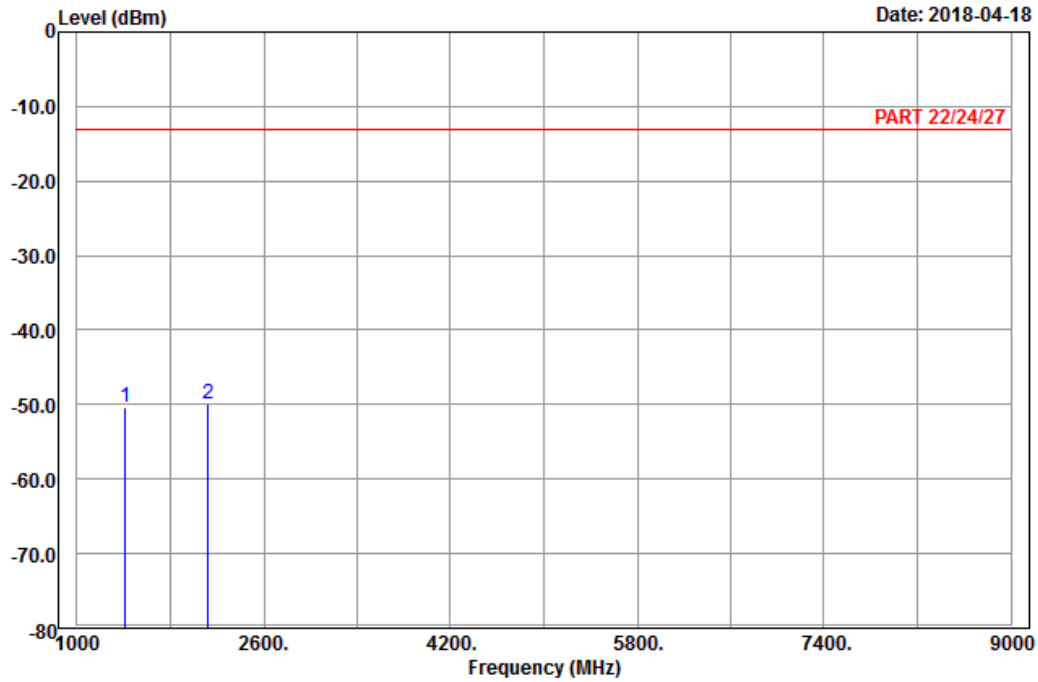


Bureau Veritas Consumer Products Services Ltd., Taoyuan Branch

A D T

Data: 5

Date: 2018-04-18



Site : 966 chamber 1
 Condition: PART 22/24/27 Horizontal
 Remark : LTE_Band 12_Link_CH23095
 Tested by: Karl Lee

	Freq	Level	Read Level	Limit Line	Over Limit	Factor	Remark
	MHz	dBm	dBm	dBm	dB	dB	
1	1415.00	-50.36	-56.72	-13.00	-37.36	6.36	Peak
2	pp 2122.50	-49.83	-60.94	-13.00	-36.83	11.11	Peak

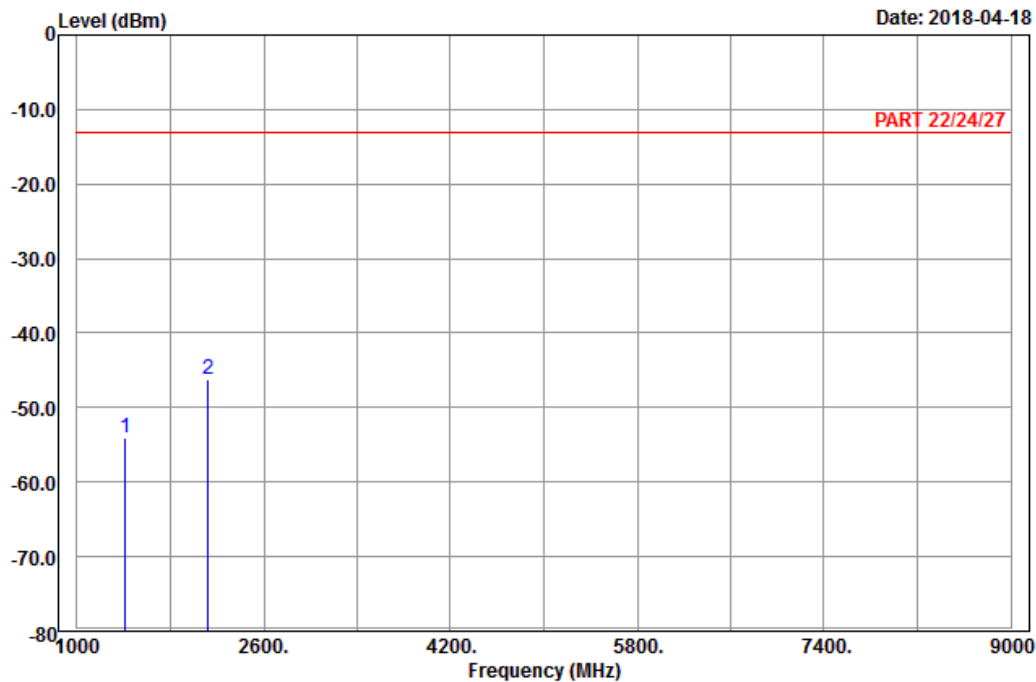


Bureau Veritas Consumer Products Services Ltd., Taoyuan Branch

A D T

Data: 6

Date: 2018-04-18



Site : 966 chamber 1
 Condition: PART 22/24/27 Vertical
 Remark : LTE_Band 12_Link_CH23095
 Tested by: Karl Lee

	Freq	Level	Read Level	Limit Line	Over Limit	Factor	Remark
	MHz	dBm	dBm	dBm	dB	dB	
1	1415.00	-54.04	-60.40	-13.00	-41.04	6.36	Peak
2 pp	2122.50	-46.26	-57.37	-13.00	-33.26	11.11	Peak

High Channel

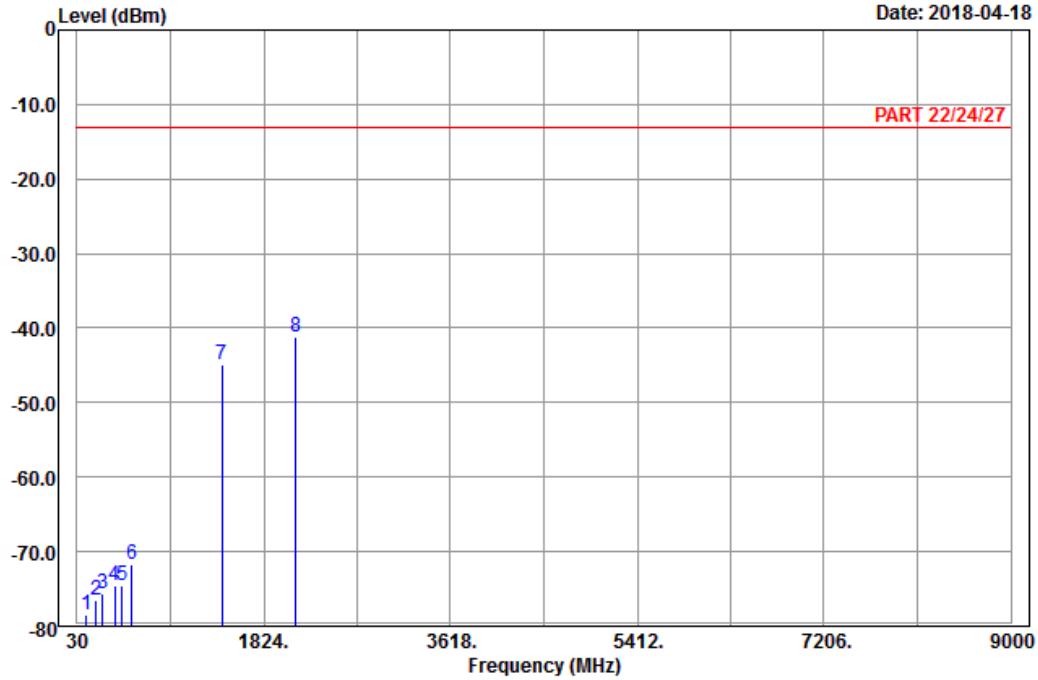


Bureau Veritas Consumer Products Services Ltd., Taoyuan Branch

A D T

Data: 9

Date: 2018-04-18



Site : 966 chamber 1
 Condition: PART 22/24/27 Horizontal
 Remark : LTE_Band 12_Link_CH23130
 Tested by: Karl Lee

	Freq	Level	Read Level	Limit Line	Over Limit	Factor	Remark
	MHz	dBm	dBm	dBm	dB	dB	
1	117.21	-78.55	-70.11	-13.00	-65.55	-8.44	Peak
2	214.68	-76.45	-70.46	-13.00	-63.45	-5.99	Peak
3	274.89	-75.70	-69.97	-13.00	-62.70	-5.73	Peak
4	393.10	-74.48	-71.38	-13.00	-61.48	-3.10	Peak
5	466.60	-74.56	-70.24	-13.00	-61.56	-4.32	Peak
6	555.50	-71.67	-70.25	-13.00	-58.67	-1.42	Peak
7	1422.00	-44.86	-51.22	-13.00	-31.86	6.36	Peak
8 pp	2133.00	-41.16	-52.44	-13.00	-28.16	11.28	Peak

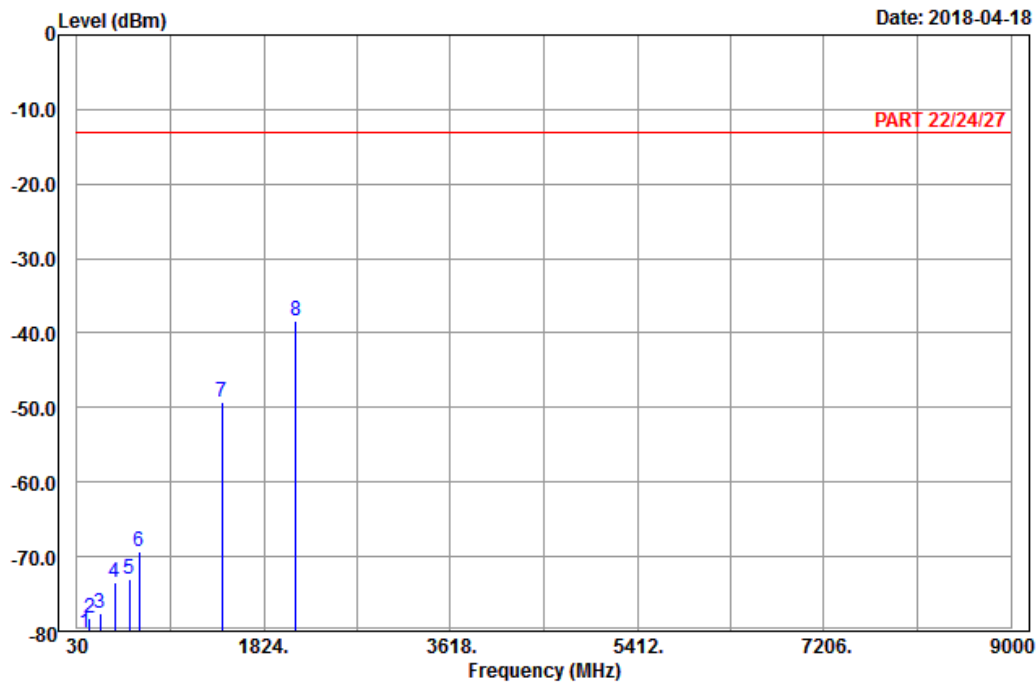


Bureau Veritas Consumer Products Services Ltd., Taoyuan Branch

A D T

Data: 10

Date: 2018-04-18



Site : 966 chamber 1
 Condition: PART 22/24/27 Vertical
 Remark : LTE_Band 12_Link_CH23130
 Tested by: Karl Lee

	Freq	Level	Read Level	Limit Line	Over Limit	Factor	Remark
	MHz	dBm	dBm	dBm	dB	dB	
1	102.90	-80.13	-70.36	-13.00	-67.13	-9.77	Peak
2	152.85	-78.23	-70.37	-13.00	-65.23	-7.86	Peak
3	250.05	-77.57	-72.06	-13.00	-64.57	-5.51	Peak
4	388.90	-73.36	-70.05	-13.00	-60.36	-3.31	Peak
5	531.00	-73.09	-70.01	-13.00	-60.09	-3.08	Peak
6	630.40	-69.35	-69.44	-13.00	-56.35	0.09	Peak
7	1422.00	-49.23	-55.59	-13.00	-36.23	6.36	Peak
8 pp	2133.00	-38.26	-49.54	-13.00	-25.26	11.28	Peak

LTE Band 13
 Channel Bandwidth: 5 MHz / QPSK
 Low Channel

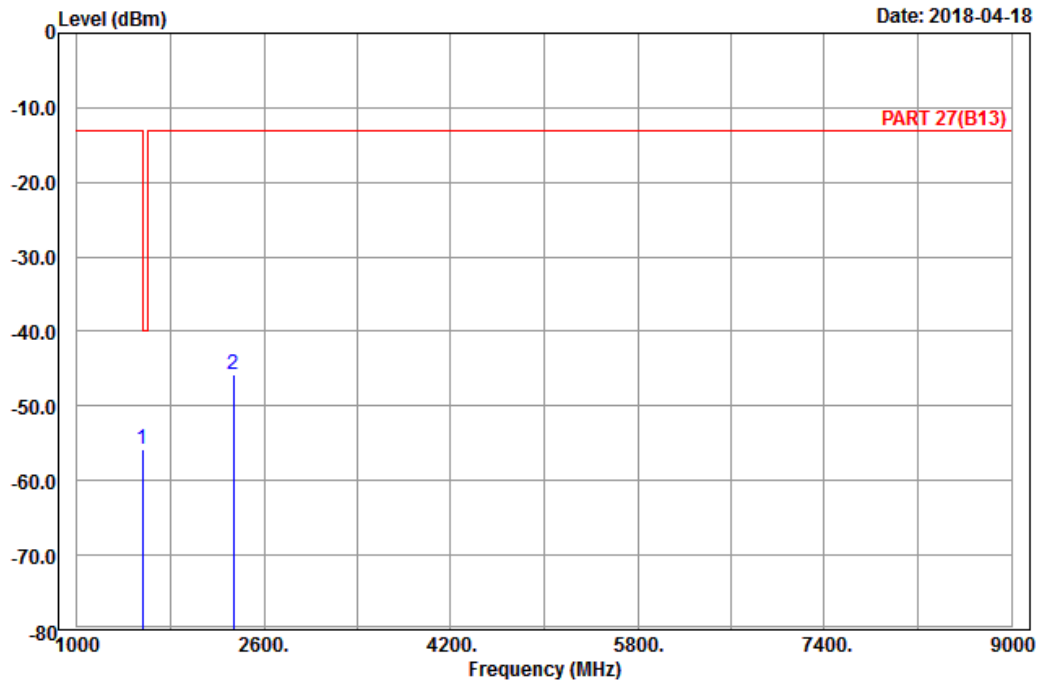


Bureau Veritas Consumer Products Services Ltd., Taoyuan Branch

A D T

Data: 5

Date: 2018-04-18



Site : 966 chamber 1
 Condition: PART 27(B13) Horizontal
 Remark : LTE_Band 13_Link_CH23205
 Tested by: Karl Lee

	Freq	Level	Read Level	Limit Line	Over Limit	Factor	Remark
	MHz	dBm	dBm	dBm	dB	dB	
1	pp 1559.00	-55.89	-62.75	-40.00	-15.89	6.86	Peak
2	2338.50	-45.78	-56.74	-13.00	-32.78	10.96	Peak

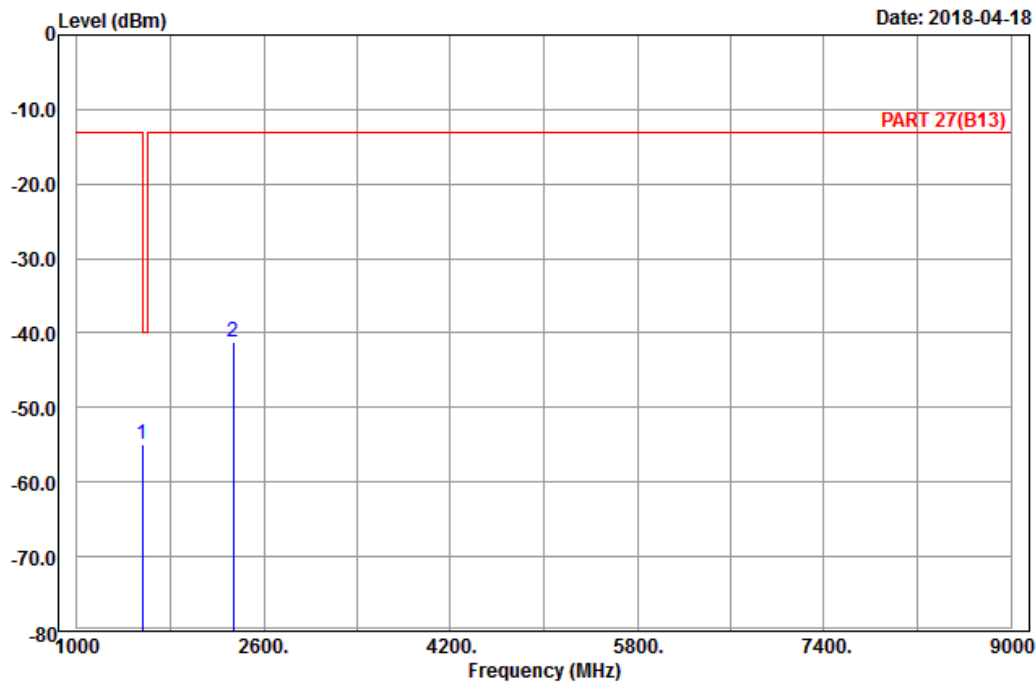


Bureau Veritas Consumer Products Services Ltd., Taoyuan Branch

A D T

Data: 6

Date: 2018-04-18



Site : 966 chamber 1
 Condition: PART 27(B13) Vertical
 Remark : LTE_Band 13_Link_CH23205
 Tested by: Karl Lee

	Freq	Level	Read Level	Limit Line	Over Limit	Factor	Remark
	MHz	dBm	dBm	dBm	dB	dB	
1 pp	1559.00	-55.02	-61.88	-40.00	-15.02	6.86	Peak
2	2338.50	-41.22	-52.18	-13.00	-28.22	10.96	Peak

Middle Channel

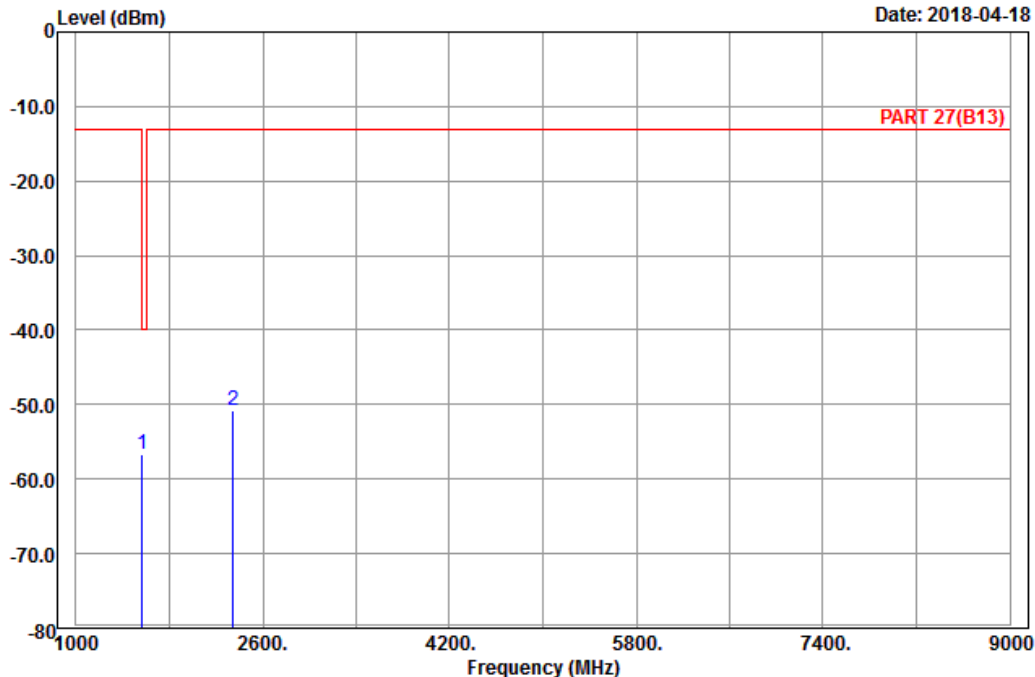


Bureau Veritas Consumer Products Services Ltd., Taoyuan Branch

A D T

Data: 5

Date: 2018-04-18



Site : 966 chamber 1
 Condition: PART 27(B13) Horizontal
 Remark : LTE_Band 13_Link_CH23230
 Tested by: Karl Lee

	Freq	Level	Read Level	Limit Line	Over Limit	Factor	Remark
	MHz	dBm	dBm	dBm	dB	dB	
1	pp 1564.00	-56.57	-63.43	-40.00	-16.57	6.86	Peak
2	2346.00	-50.77	-61.71	-13.00	-37.77	10.94	Peak

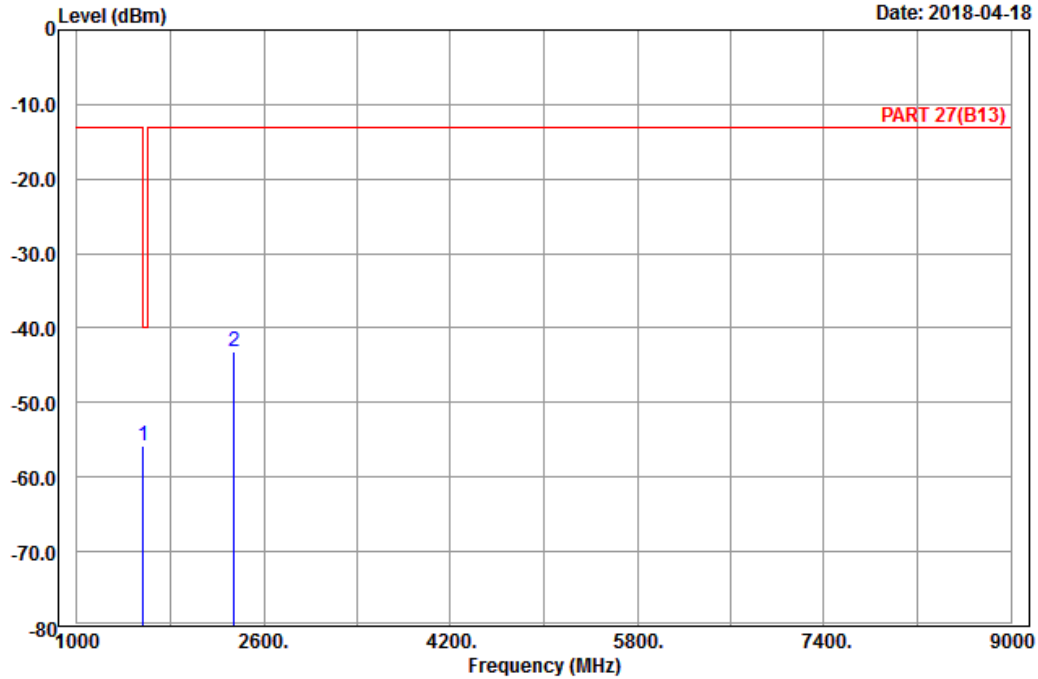


Bureau Veritas Consumer Products Services Ltd., Taoyuan Branch

A D T

Data: 6

Date: 2018-04-18



Site : 966 chamber 1
 Condition: PART 27(B13) Vertical
 Remark : LTE_Band 13_Link_CH23230
 Tested by: Karl Lee

	Freq	Level	Read Level	Limit Line	Over Limit	Factor	Remark
	MHz	dBm	dBm	dBm	dB	dB	
1 pp	1564.00	-55.91	-62.77	-40.00	-15.91	6.86	Peak
2	2346.00	-43.23	-54.17	-13.00	-30.23	10.94	Peak

High Channel

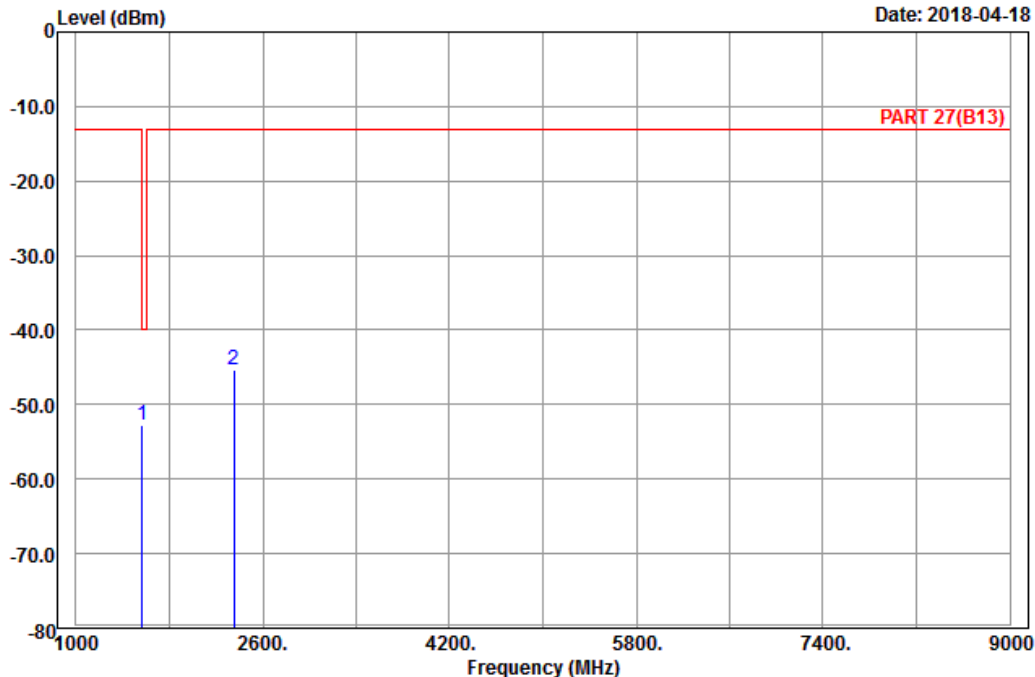


Bureau Veritas Consumer Products Services Ltd., Taoyuan Branch

A D T

Data: 5

Date: 2018-04-18



Site : 966 chamber 1
 Condition: PART 27(B13) Horizontal
 Remark : LTE_Band 13_Link_CH23255
 Tested by: Karl Lee

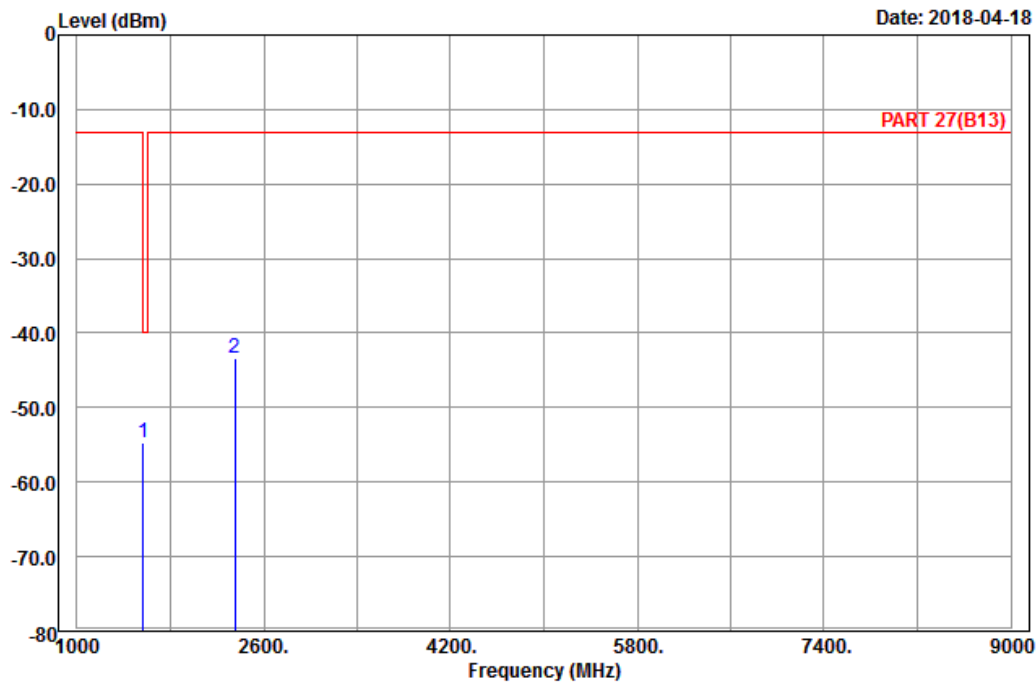
	Freq	Level	Read Level	Limit Line	Over Limit	Factor	Remark
	MHz	dBm	dBm	dBm	dB	dB	
1	pp 1569.00	-52.71	-59.75	-40.00	-12.71	7.04	Peak
2	2353.50	-45.43	-56.37	-13.00	-32.43	10.94	Peak



A D T

Data: 6

Date: 2018-04-18



Site : 966 chamber 1
 Condition: PART 27(B13) Vertical
 Remark : LTE_Band 13_Link_CH23255
 Tested by: Karl Lee

	Freq	Level	Read Level	Limit Line	Over Limit	Factor	Remark
	MHz	dBm	dBm	dBm	dB	dB	
1 pp	1569.00	-54.71	-61.75	-40.00	-14.71	7.04	Peak
2	2353.50	-43.40	-54.34	-13.00	-30.40	10.94	Peak

Channel Bandwidth: 10 MHz / QPSK

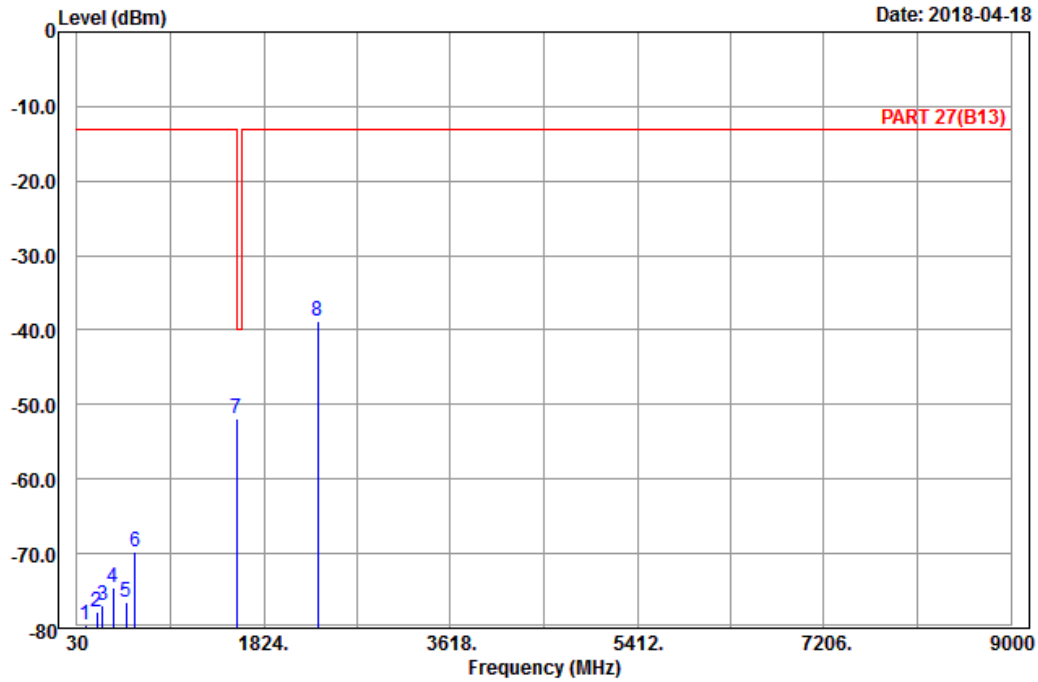


Bureau Veritas Consumer Products Services Ltd., Taoyuan Branch

A D T

Data: 9

Date: 2018-04-18



Site : 966 chamber 1
 Condition: PART 27(B13) Horizontal
 Remark : LTE_Band 13_Link_CH23230
 Tested by: Karl Lee

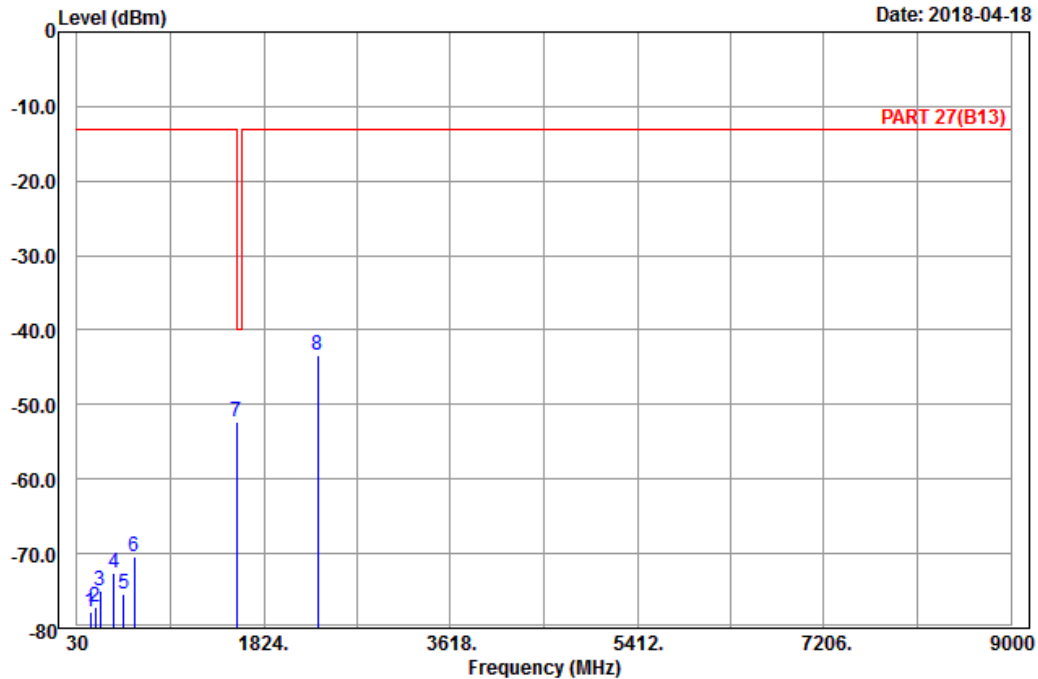
	Freq	Level	Read Level	Limit Line	Over Limit	Factor	Remark
	MHz	dBm	dBm	dBm	dB	dB	
1	109.11	-79.65	-70.70	-13.00	-66.65	-8.95	Peak
2	218.73	-77.88	-71.96	-13.00	-64.88	-5.92	Peak
3	277.86	-76.99	-71.23	-13.00	-63.99	-5.76	Peak
4	374.90	-74.50	-70.47	-13.00	-61.50	-4.03	Peak
5	498.80	-76.47	-71.24	-13.00	-63.47	-5.23	Peak
6	584.90	-69.70	-69.48	-13.00	-56.70	-0.22	Peak
7 pp	1564.00	-51.90	-58.76	-40.00	-11.90	6.86	Peak
8	2346.00	-38.76	-49.70	-13.00	-25.76	10.94	Peak



A D T

Data: 10

Date: 2018-04-18



Site : 966 chamber 1
 Condition: PART 27(B13) Vertical
 Remark : LTE_Band 13_Link_CH23230
 Tested by: Karl Lee

	Freq	Level	Read Level	Limit Line	Over Limit	Factor	Remark
	MHz	dBm	dBm	dBm	dB	dB	
1	155.28	-77.73	-69.92	-13.00	-64.73	-7.81	Peak
2	206.31	-77.08	-70.99	-13.00	-64.08	-6.09	Peak
3	252.21	-75.08	-69.56	-13.00	-62.08	-5.52	Peak
4	381.20	-72.64	-68.92	-13.00	-59.64	-3.72	Peak
5	475.00	-75.53	-70.97	-13.00	-62.53	-4.56	Peak
6	577.90	-70.37	-69.87	-13.00	-57.37	-0.50	Peak
7 pp	1564.00	-52.21	-59.07	-40.00	-12.21	6.86	Peak
8	2346.00	-43.48	-54.42	-13.00	-30.48	10.94	Peak

LTE Band 17
 Channel Bandwidth: 5 MHz / QPSK
 Low Channel

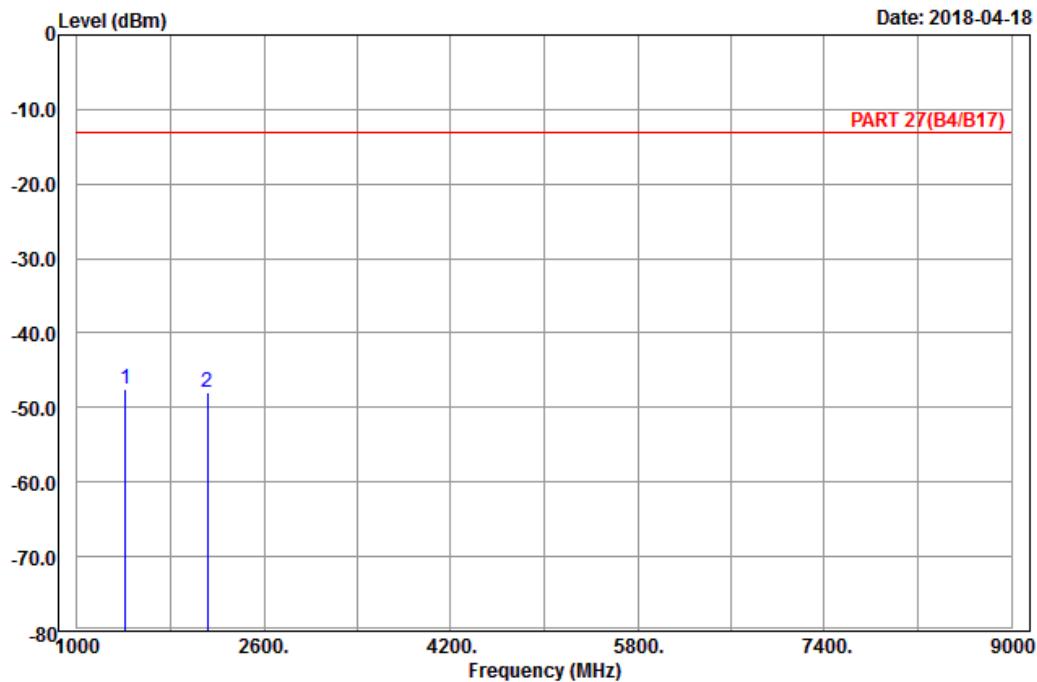


Bureau Veritas Consumer Products Services Ltd., Taoyuan Branch

A D T

Data: 5

Date: 2018-04-18



Site : 966 chamber 1
 Condition: PART 27(B4/B17) Horizontal
 Remark : LTE_Band 17_Link_CH23755
 Tested by: Karl Lee

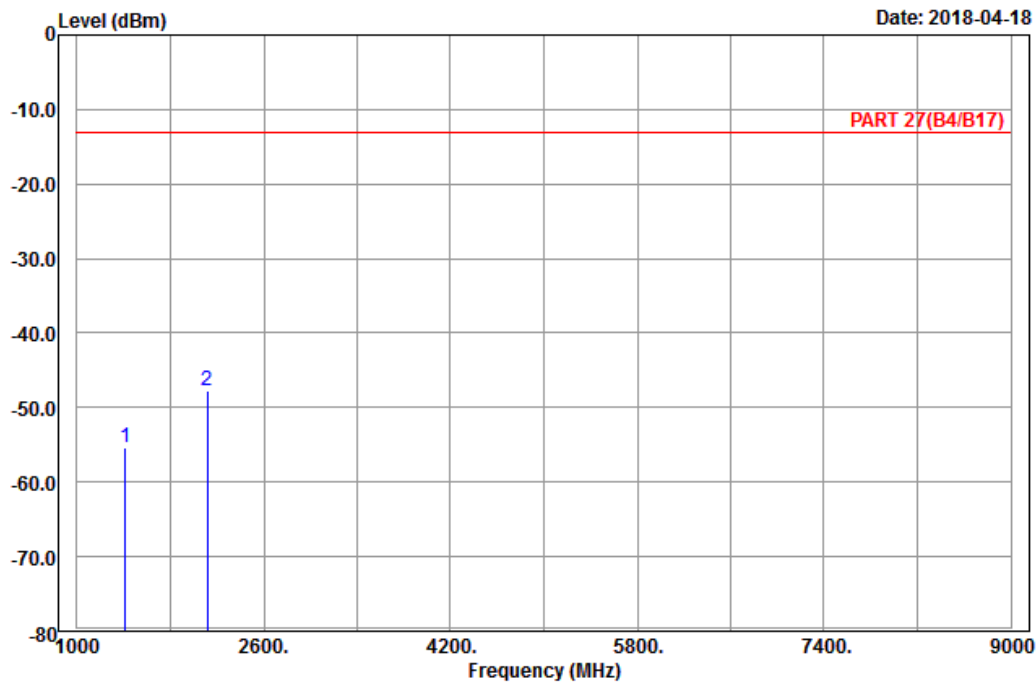
	Read	Limit	Over				
Freq	Level	Level	Line	Limit	Factor	Remark	
MHz	dBm	dBm	dBm	dB	dB		
1 pp	1413.00	-47.46	-53.82	-13.00	-34.46	6.36	Peak
2	2119.50	-47.86	-58.97	-13.00	-34.86	11.11	Peak



A D T

Data: 6

Date: 2018-04-18



Site : 966 chamber 1
 Condition: PART 27(B4/B17) Vertical
 Remark : LTE_Band 17_Link_CH23755
 Tested by: Karl Lee

	Freq	Level	Read Level	Limit Line	Over Limit	Factor	Remark
	MHz	dBm	dBm	dBm	dB	dB	
1	1413.00	-55.38	-61.74	-13.00	-42.38	6.36	Peak
2 pp	2119.50	-47.76	-58.87	-13.00	-34.76	11.11	Peak

Middle Channel

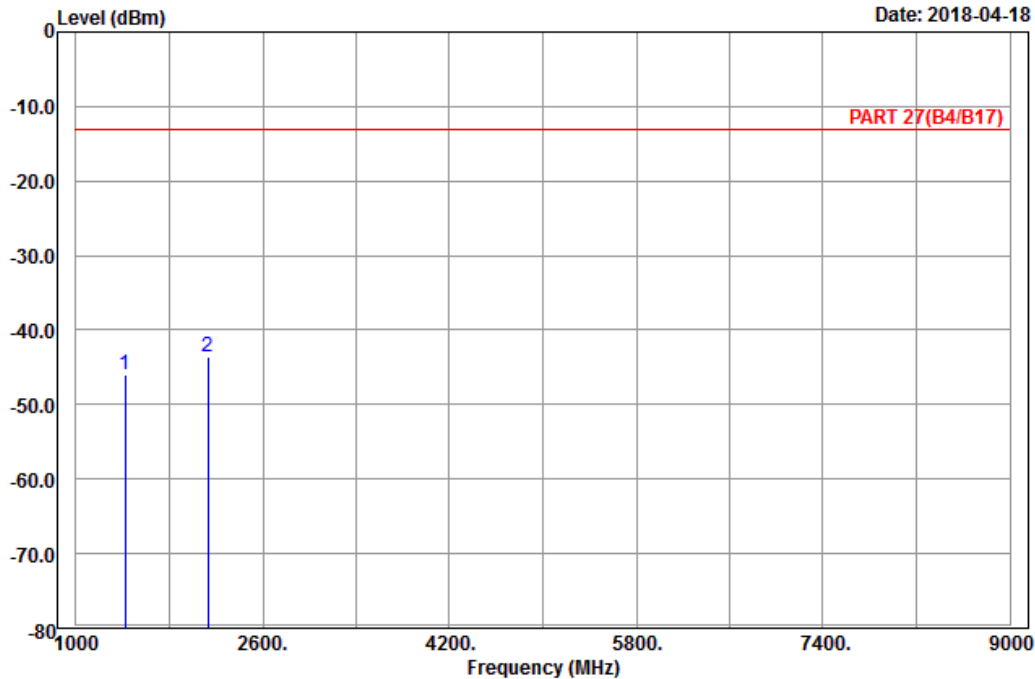


Bureau Veritas Consumer Products Services Ltd., Taoyuan Branch

A D T

Data: 5

Date: 2018-04-18



Site : 966 chamber 1
 Condition: PART 27(B4/B17) Horizontal
 Remark : LTE_Band 17_Link_CH23790
 Tested by: Karl Lee

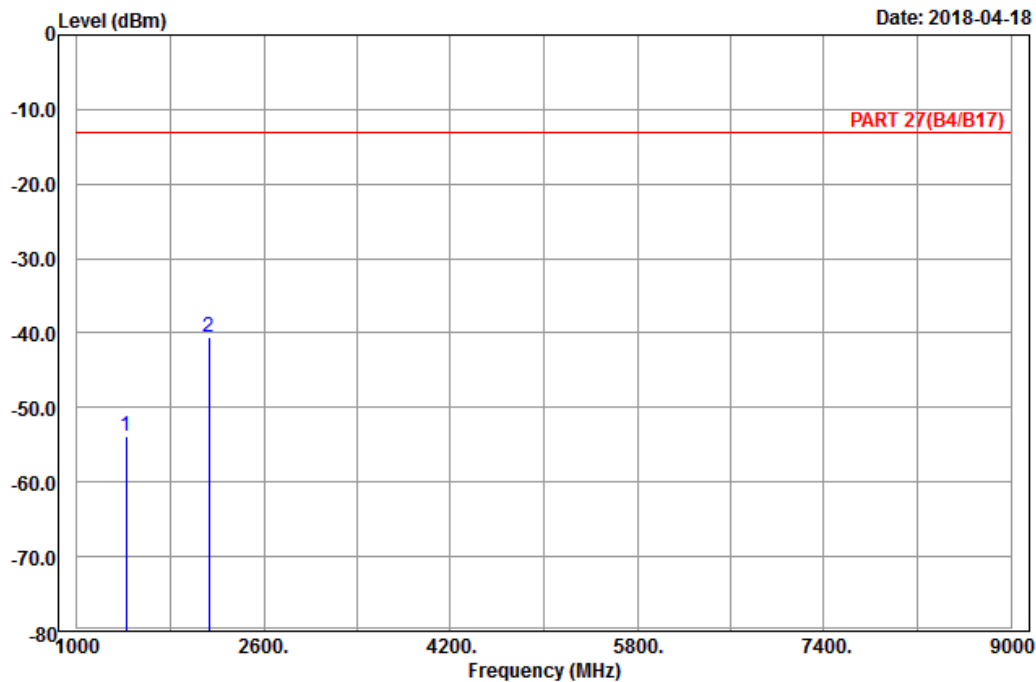
	Freq	Level	Read Level	Limit Line	Over Limit	Factor	Remark
	MHz	dBm	dBm	dBm	dB	dB	
1	1420.00	-45.90	-52.26	-13.00	-32.90	6.36	Peak
2	2130.00	-43.56	-54.84	-13.00	-30.56	11.28	Peak



A D T

Data: 6

Date: 2018-04-18



Site : 966 chamber 1
 Condition: PART 27(B4/B17) Vertical
 Remark : LTE_Band 17_Link_CH23790
 Tested by: Karl Lee

	Freq	Level	Read Level	Limit Line	Over Limit	Factor	Remark
	MHz	dBm	dBm	dBm	dB	dB	
1	1420.00	-53.90	-60.26	-13.00	-40.90	6.36	Peak
2 pp	2130.00	-40.44	-51.72	-13.00	-27.44	11.28	Peak

High Channel

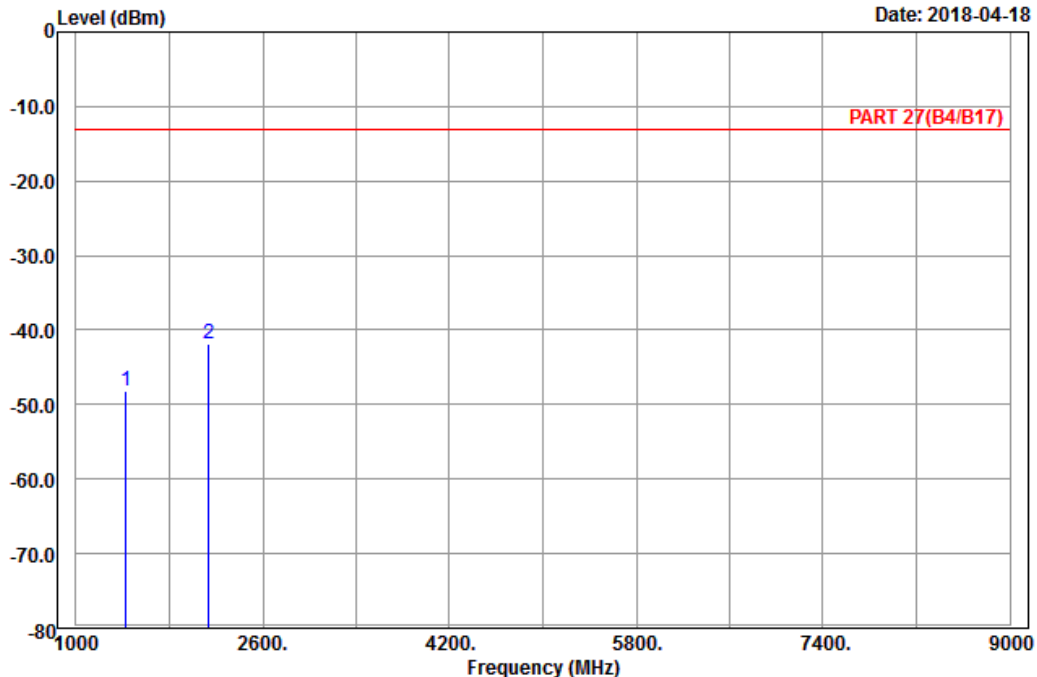


Bureau Veritas Consumer Products Services Ltd., Taoyuan Branch

A D T

Data: 5

Date: 2018-04-18



Site : 966 chamber 1
 Condition: PART 27(B4/B17) Horizontal
 Remark : LTE_Band 17_Link_CH23825
 Tested by: Karl Lee

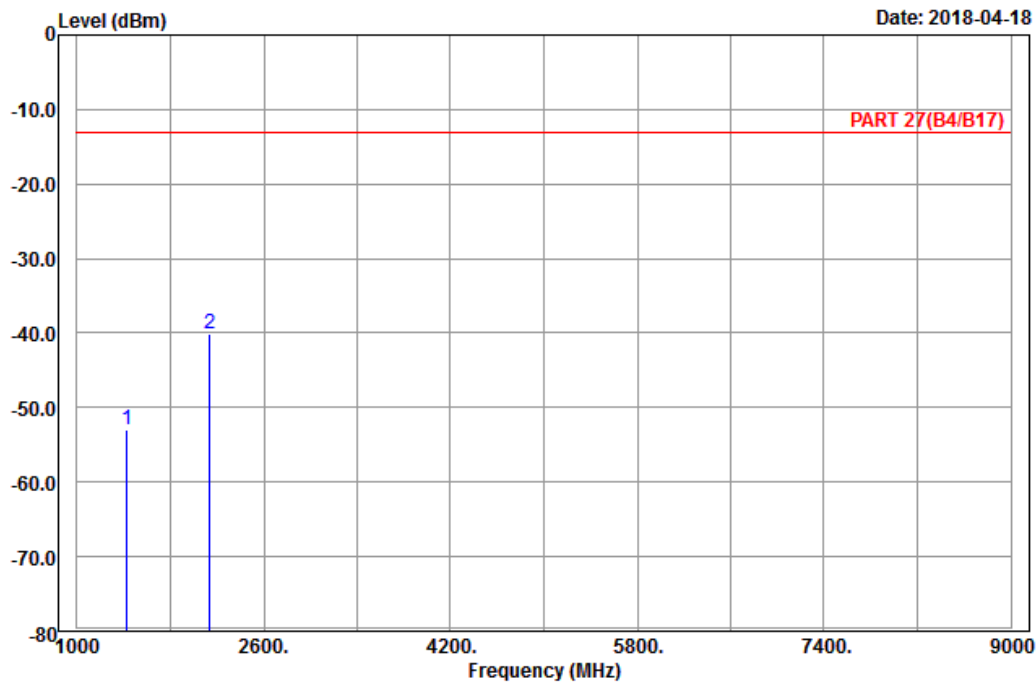
	Freq	Level	Read Level	Limit Line	Over Limit	Factor	Remark
	MHz	dBm	dBm	dBm	dB	dB	
1	1427.00	-48.20	-54.44	-13.00	-35.20	6.24	Peak
2	2140.50	-41.95	-53.23	-13.00	-28.95	11.28	Peak



A D T

Data: 6

Date: 2018-04-18



Site : 966 chamber 1
 Condition: PART 27(B4/B17) Vertical
 Remark : LTE_Band 17_Link_CH23825
 Tested by: Karl Lee

	Freq	Level	Read Level	Limit Line	Over Limit	Factor	Remark
	MHz	dBm	dBm	dBm	dB	dB	
1	1427.00	-52.98	-59.22	-13.00	-39.98	6.24	Peak
2 pp	2140.50	-40.06	-51.34	-13.00	-27.06	11.28	Peak

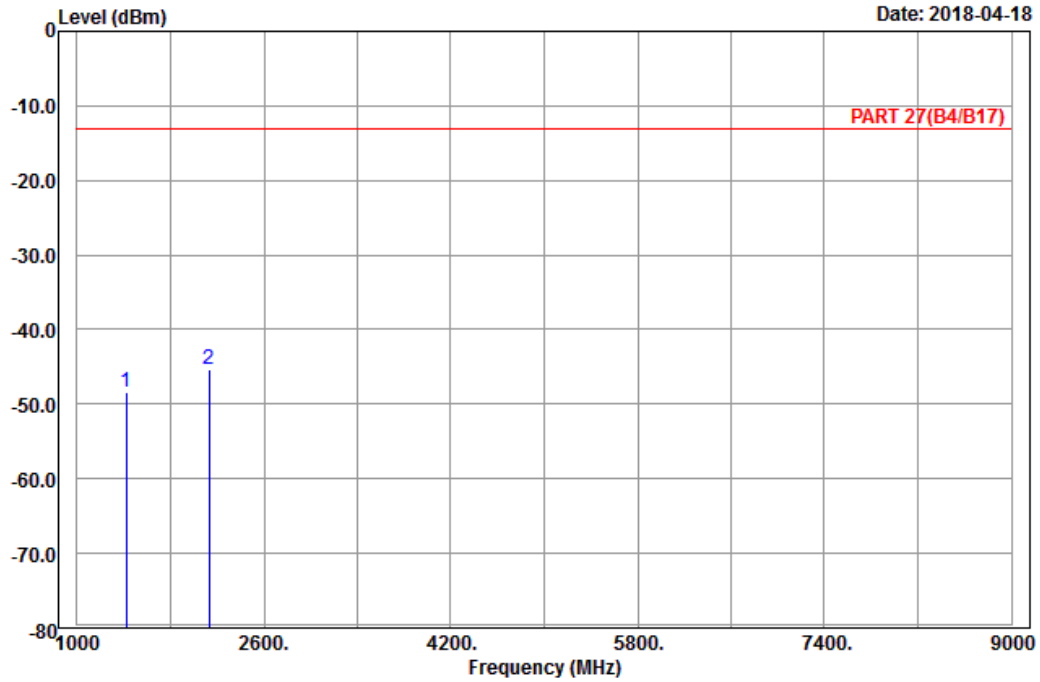
Channel Bandwidth: 10 MHz / QPSK
Low Channel



Bureau Veritas Consumer Products Services Ltd., Taoyuan Branch

A D T

Data: 5



Site : 966 chamber 1
Condition: PART 27(B4/B17) Horizontal
Remark : LTE_Band 17_Link_CH23780
Tested by: Karl Lee

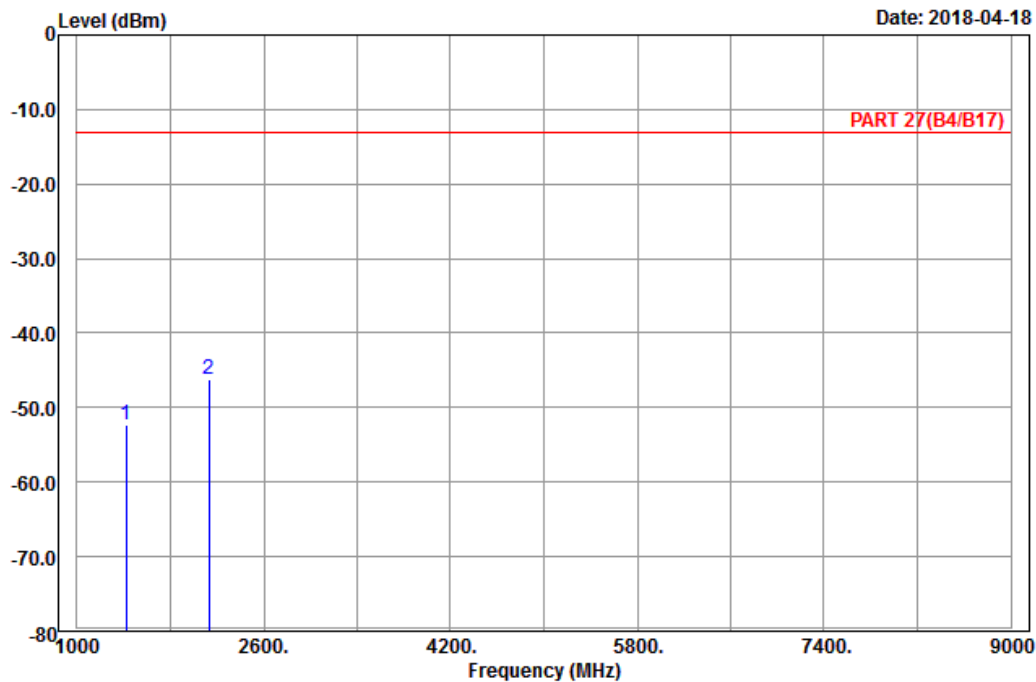
	Freq	Level	Read Level	Limit Line	Over Limit	Factor	Remark
	MHz	dBm	dBm	dBm	dB	dB	
1	1418.00	-48.41	-54.77	-13.00	-35.41	6.36	Peak
2 pp	2127.00	-45.41	-56.69	-13.00	-32.41	11.28	Peak



A D T

Data: 6

Date: 2018-04-18



Site : 966 chamber 1
 Condition: PART 27(B4/B17) Vertical
 Remark : LTE_Band 17_Link_CH23780
 Tested by: Karl Lee

	Freq	Level	Read Level	Limit Line	Over Limit	Factor	Remark
	MHz	dBm	dBm	dBm	dB	dB	
1	1418.00	-52.26	-58.62	-13.00	-39.26	6.36	Peak
2 pp	2127.00	-46.11	-57.39	-13.00	-33.11	11.28	Peak

Middle Channel

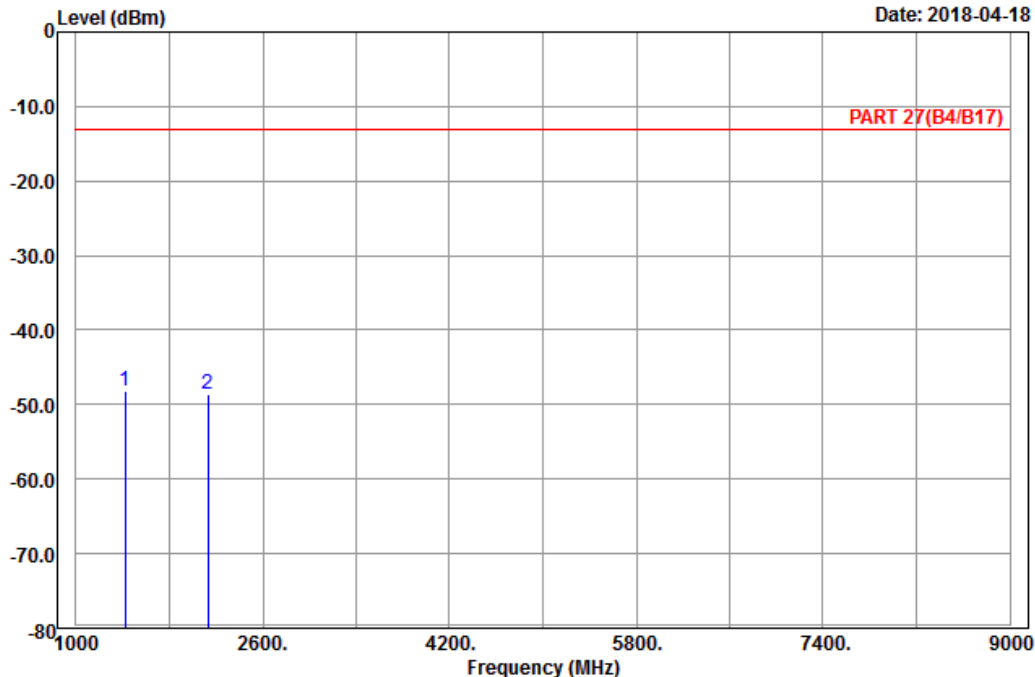


Bureau Veritas Consumer Products Services Ltd., Taoyuan Branch

A D T

Data: 5

Date: 2018-04-18



Site : 966 chamber 1
 Condition: PART 27(B4/B17) Horizontal
 Remark : LTE_Band 17_Link_CH23790
 Tested by: Karl Lee

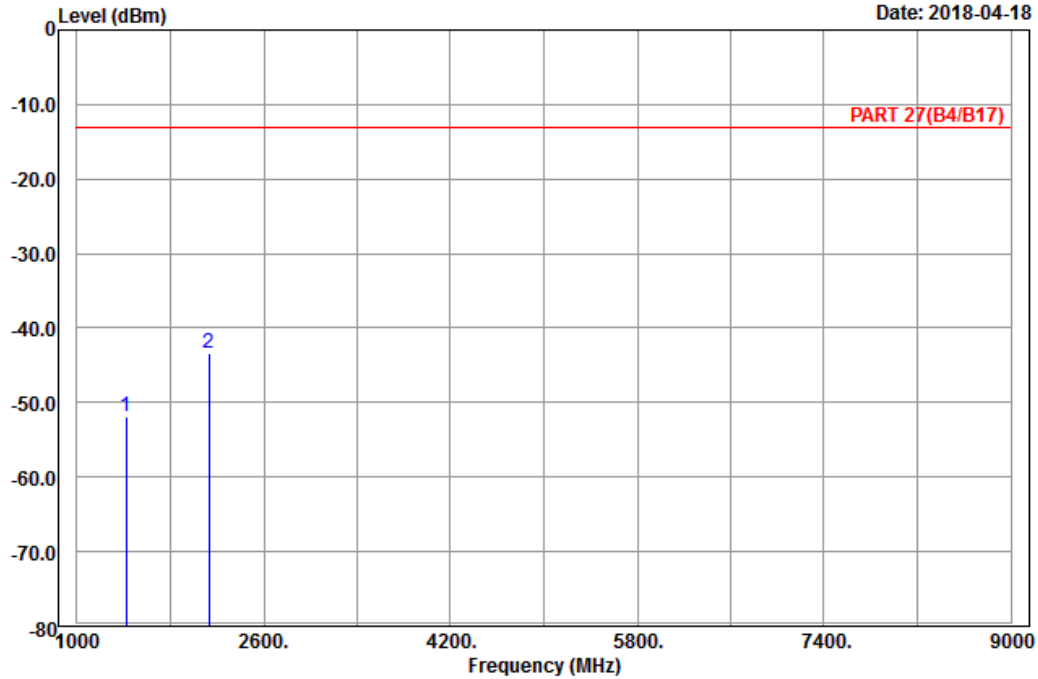
	Freq	Level	Read Level	Limit Line	Over Limit	Factor	Remark
	MHz	dBm	dBm	dBm	dB	dB	
1 pp	1420.00	-48.20	-54.56	-13.00	-35.20	6.36	Peak
2	2130.00	-48.51	-59.79	-13.00	-35.51	11.28	Peak



A D T

Data: 6

Date: 2018-04-18



Site : 966 chamber 1
 Condition: PART 27(B4/B17) Vertical
 Remark : LTE_Band 17_Link_CH23790
 Tested by: Karl Lee

	Freq	Level	Read Level	Limit Line	Over Limit	Factor	Remark
	MHz	dBm	dBm	dBm	dB	dB	
1	1420.00	-51.96	-58.32	-13.00	-38.96	6.36	Peak
2 pp	2130.00	-43.44	-54.72	-13.00	-30.44	11.28	Peak

High Channel

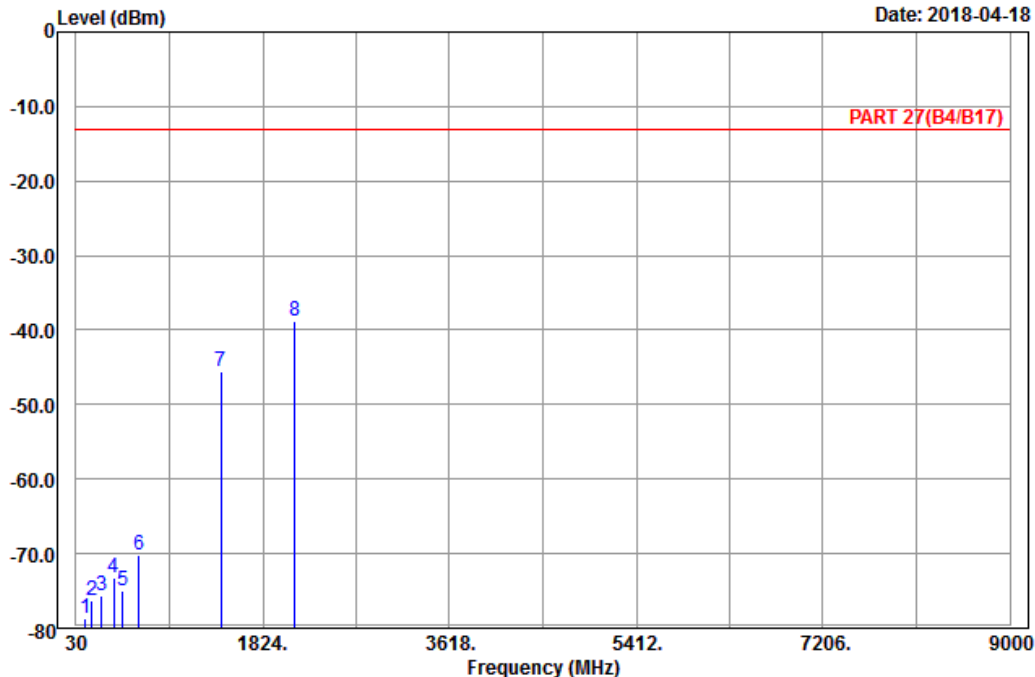


Bureau Veritas Consumer Products Services Ltd., Taoyuan Branch

A D T

Data: 9

Date: 2018-04-18



Site : 966 chamber 1
 Condition: PART 27(B4/B17) Horizontal
 Remark : LTE_Band 17_Link_CH23800
 Tested by: Karl Lee

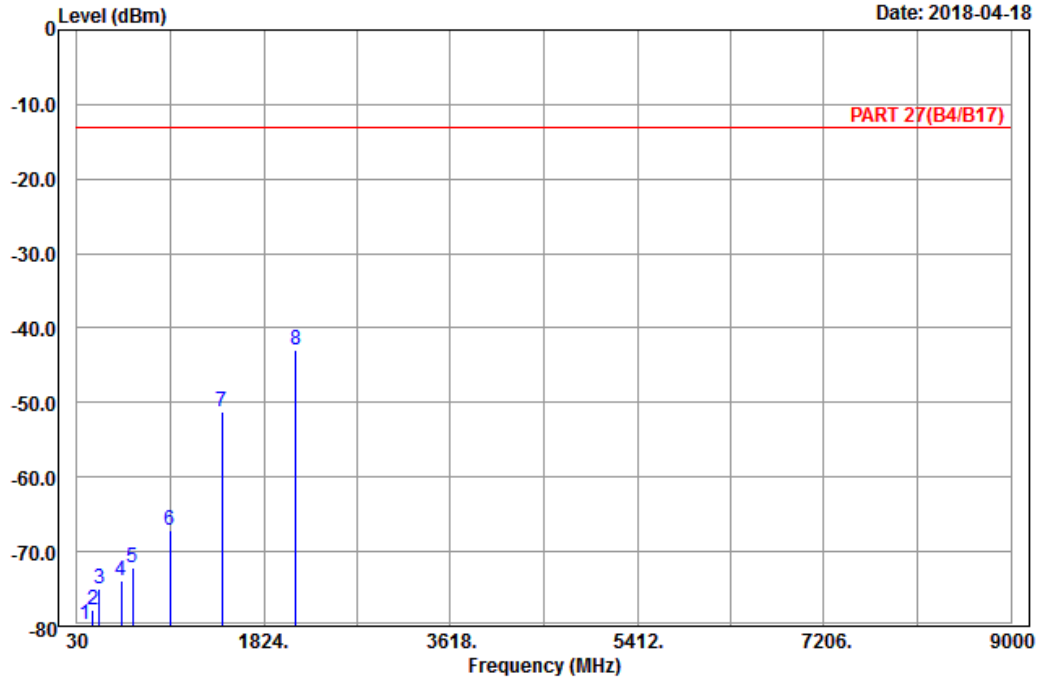
	Freq	Level	Read Level	Limit Line	Over Limit	Factor	Remark
	MHz	dBm	dBm	dBm	dB	dB	
1	122.34	-78.63	-70.50	-13.00	-65.63	-8.13	Peak
2	179.58	-76.28	-70.60	-13.00	-63.28	-5.68	Peak
3	275.43	-75.64	-69.90	-13.00	-62.64	-5.74	Peak
4	388.90	-73.20	-69.89	-13.00	-60.20	-3.31	Peak
5	481.30	-75.03	-70.30	-13.00	-62.03	-4.73	Peak
6	631.80	-70.29	-70.36	-13.00	-57.29	0.07	Peak
7	1422.00	-45.66	-52.02	-13.00	-32.66	6.36	Peak
8 pp	2133.00	-38.76	-50.04	-13.00	-25.76	11.28	Peak



A D T

Data: 10

Date: 2018-04-18



Site : 966 chamber 1
 Condition: PART 27(B4/B17) Vertical
 Remark : LTE_Band 17_Link_CH23800
 Tested by: Karl Lee

	Freq	Level	Read Level	Limit Line	Over Limit	Factor	Remark
	MHz	dBm	dBm	dBm	dB	dB	
1	102.63	-79.73	-69.96	-13.00	-66.73	-9.77	Peak
2	183.36	-77.91	-72.29	-13.00	-64.91	-5.62	Peak
3	244.92	-75.06	-69.49	-13.00	-62.06	-5.57	Peak
4	458.90	-73.86	-69.77	-13.00	-60.86	-4.09	Peak
5	567.40	-72.06	-71.12	-13.00	-59.06	-0.94	Peak
6	921.60	-67.09	-70.93	-13.00	-54.09	3.84	Peak
7	1422.00	-51.16	-57.52	-13.00	-38.16	6.36	Peak
8 pp	2133.00	-42.91	-54.19	-13.00	-29.91	11.28	Peak

5 Pictures of Test Arrangements

Please refer to the attached file (Test Setup Photo).

Appendix – Information on the Testing Laboratories

We, Bureau Veritas Consumer Products Services (H.K.) Ltd., Taoyuan Branch, were founded in 1988 to provide our best service in EMC, Radio, Telecom and Safety consultation. Our laboratories are FCC recognized accredited test firms and accredited according to ISO/IEC 17025.

If you have any comments, please feel free to contact us at the following:

Linko EMC/RF Lab

Tel: 886-2-26052180

Fax: 886-2-26051924

Hsin Chu EMC/RF/Telecom Lab

Tel: 886-3-6668565

Fax: 886-3-6668323

Hwa Ya EMC/RF/Safety

Tel: 886-3-3183232

Fax: 886-3-3270892

Email: service.adt@tw.bureauveritas.com

Web Site: www.bureauveritas-adt.com

The address and road map of all our labs can be found in our web site also.

--- END ---