

*Test Set-Up Photos*

1. Conducted Emission Test




*FRONT VIEW*




*BACK VIEW*


## 2. Radiated Electromagnetic Emission Test




*FRONT VIEW OF RADIATED EMISSION TEST*




*BACK VIEW OF RADIATED EMISSION TEST*




*FRONT VIEW OF RADIATED EMISSION TEST*



*BACK VIEW OF RADIATED EMISSION TEST*



*SETUP WITH MAXIMUM DETECTED EMISSION AT HORIZONTAL POLARIZATION  
(S/N: E1108987-01/02)*



*SETUP WITH MAXIMUM DETECTED EMISSION AT VERTICAL POLARIZATION  
(S/N: E1108987-01/02)*

### 3. Output Signal level Test

