

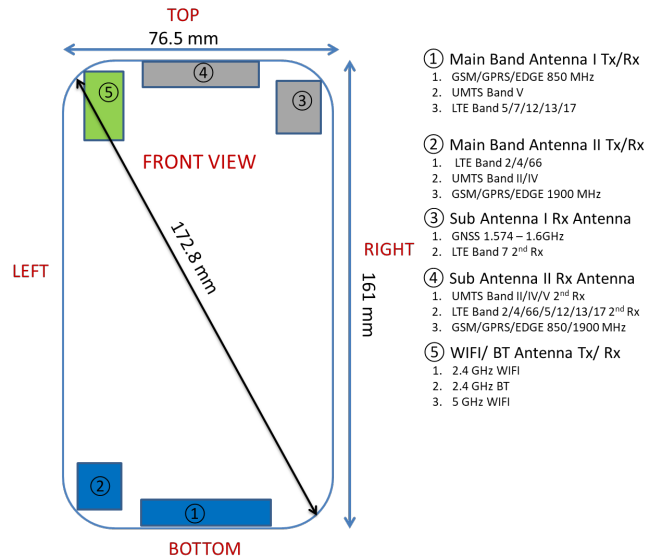


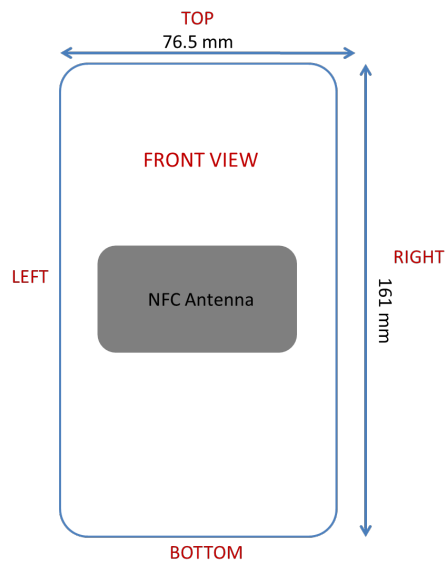
APPENDIX F: DUT ANTENNA DIAGRAM & SAR TEST SETUP PHOTOGRAPHS

FCC ID ZNFX525WA		SAR EVALUATION REPORT		Approved by: Quality Manager
Test Dates: 06/03/19 - 06/14/19	DUT Type: Portable Handset	APPENDIX F: Page 1 of 10		






Note: Exact antenna dimensions and separation distances are shown in the Technical Descriptions document.

**Figure F-1
DUT Antenna Locations**




**Figure F-2
NFC Antenna Location**



FCC ID ZNFX525WA		SAR EVALUATION REPORT		Approved by: Quality Manager
Test Dates: 06/03/19 - 06/14/19	DUT Type: Portable Handset			APPENDIX F: Page 2 of 10




SAR Test Setup Photo 1 Right Cheek




SAR Test Setup Photo 2 Right Tilt



FCC ID ZNFX525WA		SAR EVALUATION REPORT		Approved by: Quality Manager
Test Dates: 06/03/19 - 06/14/19	DUT Type: Portable Handset			APPENDIX F: Page 3 of 10




SAR Test Setup Photo 3 Left Cheek




SAR Test Setup Photo 4 Left Tilt



FCC ID ZNFX525WA		SAR EVALUATION REPORT		Approved by: Quality Manager
Test Dates: 06/03/19 - 06/14/19	DUT Type: Portable Handset	APPENDIX F: Page 4 of 10		




SAR Test Setup Photo 5 Back Side at 0.0 cm




SAR Test Setup Photo 6 Back Side at 1.0 cm



FCC ID ZNFX525WA		SAR EVALUATION REPORT		Approved by: Quality Manager
Test Dates: 06/03/19 - 06/14/19	DUT Type: Portable Handset	APPENDIX F: Page 5 of 10		




SAR Test Setup Photo 7 Front Side at 0.0 cm




SAR Test Setup Photo 8 Front Side at 1.0 cm



FCC ID ZNFX525WA		SAR EVALUATION REPORT		Approved by: Quality Manager
Test Dates: 06/03/19 - 06/14/19	DUT Type: Portable Handset			APPENDIX F: Page 6 of 10




SAR Test Setup Photo 9 Top Edge At 0.0 cm




SAR Test Setup Photo 10 Top Edge At 1.0 cm



FCC ID ZNFX525WA		SAR EVALUATION REPORT		Approved by: Quality Manager
Test Dates: 06/03/19 - 06/14/19	DUT Type: Portable Handset			APPENDIX F: Page 7 of 10




SAR Test Setup Photo 11 Bottom Edge at 1.0 cm




SAR Test Setup Photo 12 Right Edge at 1.0 cm



FCC ID ZNFX525WA		SAR EVALUATION REPORT		Approved by: Quality Manager
Test Dates: 06/03/19 - 06/14/19	DUT Type: Portable Handset			APPENDIX F: Page 8 of 10



SAR Test Setup Photo 13 Left Edge at 0.0 cm





SAR Test Setup Photo 14 Left Edge at 1.0 cm

FCC ID ZNFX525WA		SAR EVALUATION REPORT		Approved by: Quality Manager
Test Dates: 06/03/19 - 06/14/19	DUT Type: Portable Handset			APPENDIX F: Page 9 of 10



SAR Test Setup Photo 15 Vertical and Horizontal Reference Lines

FCC ID ZNFX525WA		SAR EVALUATION REPORT		Approved by: Quality Manager
Test Dates: 06/03/19 - 06/14/19	DUT Type: Portable Handset	APPENDIX F: Page 10 of 10		