



APPENDIX F: DUT ANTENNA DIAGRAM & SAR TEST SETUP PHOTOGRAPHS

FCC ID: ZNFX420QM		SAR EVALUATION REPORT		Approved by: Quality Manager
Test Dates: 02/27/19 - 03/21/19	DUT Type: Portable Handset	APPENDIX F: Page 1 of 12		

Note: Exact antenna dimensions and separation distances are shown in the Technical Descriptions in the FCC Filing.

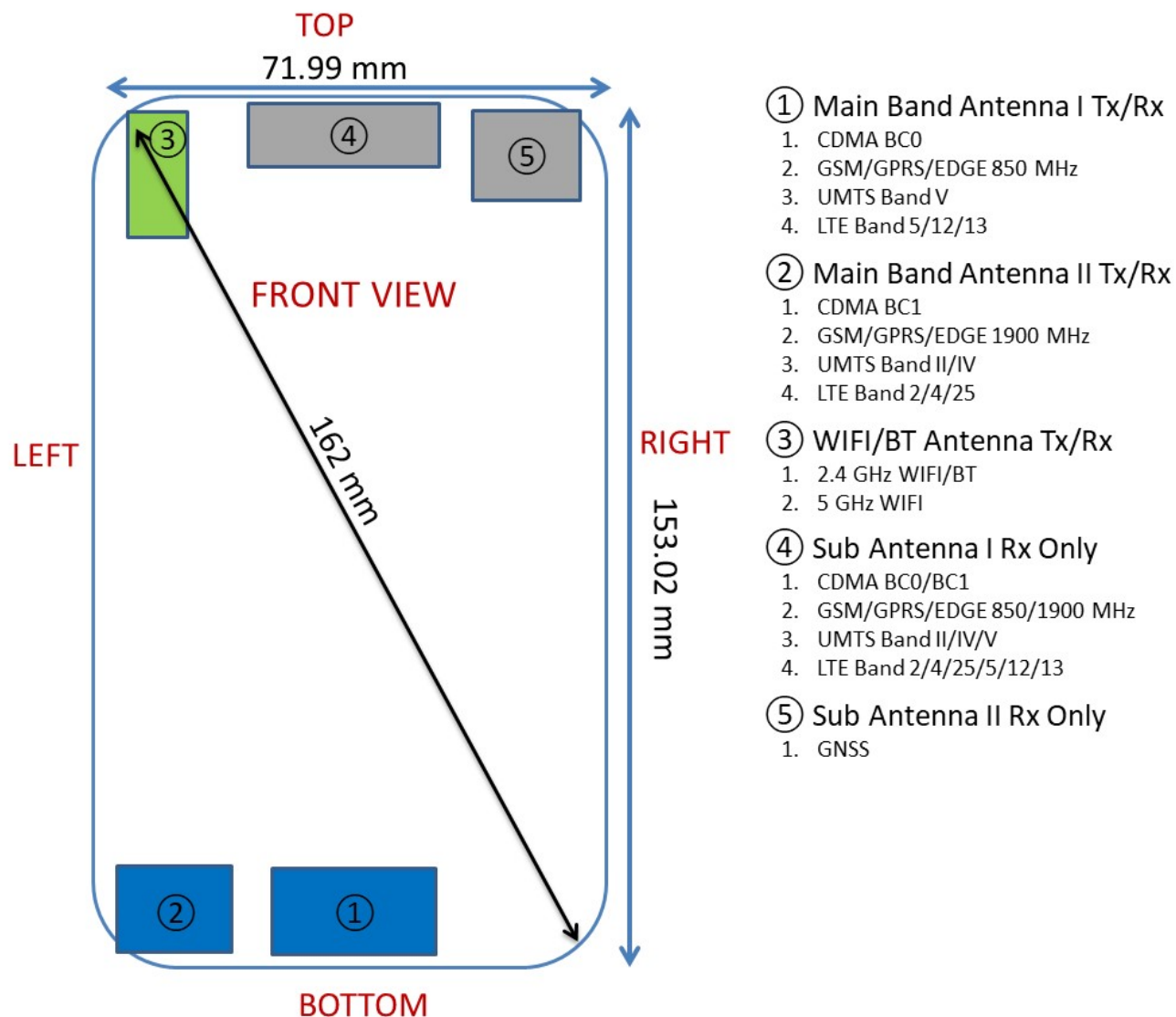






Figure F-1
DUT Antenna Locations



FCC ID: ZNFX420QM		SAR EVALUATION REPORT		Approved by: Quality Manager
Test Dates: 02/27/19 - 03/21/19	DUT Type: Portable Handset			APPENDIX F: Page 2 of 12




SAR Test Setup Photo 1 – Right Cheek




SAR Test Setup Photo 2 – Right Tilt



FCC ID: ZNFX420QM		SAR EVALUATION REPORT		Approved by: Quality Manager
Test Dates: 02/27/19 - 03/21/19	DUT Type: Portable Handset			APPENDIX F: Page 3 of 12



SAR Test Setup Photo 3- Left Cheek



SAR Test Setup Photo 4- Left Tilt



FCC ID: ZNFX420QM	 PCTEST ENGINEERING LABORATORY, INC.	SAR EVALUATION REPORT	 LG	Approved by: Quality Manager
Test Dates: 02/27/19 - 03/21/19	DUT Type: Portable Handset			APPENDIX F: Page 4 of 12



SAR Test Setup Photo 5- Back Side at 10 mm



SAR Test Setup Photo 6- Back Side at 2 mm



FCC ID: ZNFX420QM		SAR EVALUATION REPORT		Approved by: Quality Manager
Test Dates: 02/27/19 - 03/21/19	DUT Type: Portable Handset			APPENDIX F: Page 5 of 12



SAR Test Setup Photo 7- Back Side at 0 mm



SAR Test Setup Photo 8 – Front Side at 10 mm



FCC ID: ZNFX420QM	 PCTEST ENGINEERING LABORATORY, INC.	SAR EVALUATION REPORT		Approved by: Quality Manager
Test Dates: 02/27/19 - 03/21/19	DUT Type: Portable Handset			APPENDIX F: Page 6 of 12



SAR Test Setup Photo 9 – Front Side at 4 mm




SAR Test Setup Photo 10- Front Side at 0 mm



FCC ID: ZNFX420QM		SAR EVALUATION REPORT		Approved by: Quality Manager
Test Dates: 02/27/19 - 03/21/19	DUT Type: Portable Handset			APPENDIX F: Page 7 of 12



SAR Test Setup Photo 11- Top Edge at 10 mm



SAR Test Setup Photo 12 – Top Edge at 0 mm



FCC ID: ZNFX420QM		SAR EVALUATION REPORT		Approved by: Quality Manager
Test Dates: 02/27/19 - 03/21/19	DUT Type: Portable Handset			APPENDIX F: Page 8 of 12



SAR Test Setup Photo 13- Bottom Edge at 10 mm



SAR Test Setup Photo 14- Bottom Edge at 4 mm



FCC ID: ZNFX420QM		SAR EVALUATION REPORT		Approved by: Quality Manager
Test Dates: 02/27/19 - 03/21/19	DUT Type: Portable Handset			APPENDIX F: Page 9 of 12



SAR Test Setup Photo 15- Bottom Edge at 0 mm



SAR Test Setup Photo 16- Right Edge at 10 mm



FCC ID: ZNFX420QM	 PCTEST ENGINEERING LABORATORY, INC.	SAR EVALUATION REPORT	 LG	Approved by: Quality Manager
Test Dates: 02/27/19 - 03/21/19	DUT Type: Portable Handset			APPENDIX F: Page 10 of 12



SAR Test Setup Photo 17 – Right Edge at 0 mm



SAR Test Setup Photo 18 – Left Edge at 10 mm



FCC ID: ZNFX420QM		SAR EVALUATION REPORT		Approved by: Quality Manager
Test Dates: 02/27/19 - 03/21/19	DUT Type: Portable Handset			APPENDIX F: Page 11 of 12



SAR Test Setup Photo 19 – Left edge at 0 mm



SAR Test Setup Photo 20- Horizontal and Vertical Reference Lines

FCC ID: ZNFX420QM		SAR EVALUATION REPORT		Approved by: Quality Manager
Test Dates: 02/27/19 - 03/21/19	DUT Type: Portable Handset			APPENDIX F: Page 12 of 12