

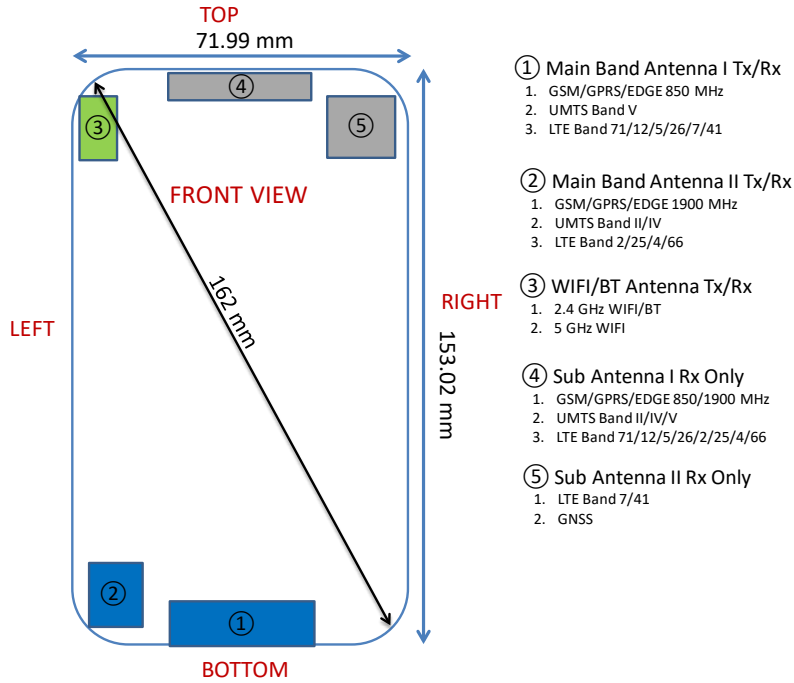


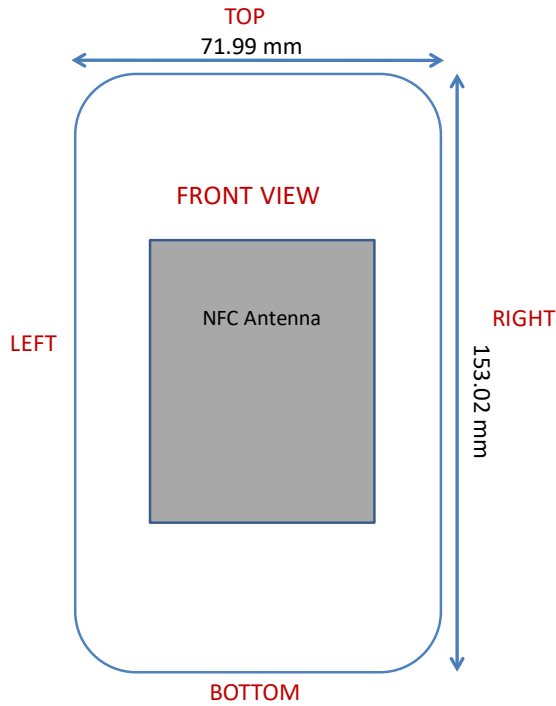
APPENDIX F: DUT ANTENNA DIAGRAM & SAR TEST SETUP PHOTOGRAPHS

FCC ID ZNFX420MM		SAR EVALUATION REPORT		Approved by: Quality Manager
Test Dates: 04/14/19 - 05/02/19	DUT Type: Portable Handset			APPENDIX F: Page 1 of 13




Note: Exact antenna dimensions and separation distances are shown in the Technical Descriptions in the FCC Filing.

**Figure F-1
 DUT Antenna Locations**




**Figure F-2
 NFC Antenna Location**



FCC ID ZNFX420MM	PCTEST ENGINEERING LABORATORY, INC.	SAR EVALUATION REPORT		Approved by: Quality Manager
Test Dates: 04/14/19 - 05/02/19	DUT Type: Portable Handset			APPENDIX F: Page 2 of 13




SAR Test Setup Photo 1 – Right Cheek




SAR Test Setup Photo 2 – Right Tilt



FCC ID ZNFX420MM		SAR EVALUATION REPORT		Approved by: Quality Manager
Test Dates: 04/14/19 - 05/02/19	DUT Type: Portable Handset			APPENDIX F: Page 3 of 13




SAR Test Setup Photo 3 – Left Cheek



SAR Test Setup Photo 4 – Left Tilt



FCC ID ZNFX420MM		SAR EVALUATION REPORT		Approved by: Quality Manager
Test Dates: 04/14/19 - 05/02/19	DUT Type: Portable Handset	APPENDIX F: Page 4 of 13		



SAR Test Setup Photo 5 – Back Side at 1.0cm




SAR Test Setup Photo 6 – Back Side at 0.3cm



FCC ID ZNFX420MM	 <small>PCTEST ENGINEERING LABORATORY, INC.</small>	SAR EVALUATION REPORT		Approved by: Quality Manager
Test Dates: 04/14/19 - 05/02/19	DUT Type: Portable Handset	APPENDIX F: Page 5 of 13		



SAR Test Setup Photo 7 – Back Side at 0.0cm




SAR Test Setup Photo 8 – Front Side at 1.0cm



FCC ID ZNFX420MM	 <small>PCTEST ENGINEERING LABORATORY, INC.</small>	SAR EVALUATION REPORT		Approved by: Quality Manager
Test Dates: 04/14/19 - 05/02/19	DUT Type: Portable Handset			APPENDIX F: Page 6 of 13



SAR Test Setup Photo 9 – Front Side at 0.3cm



SAR Test Setup Photo 10 – Front Side at 0.0cm



FCC ID ZNFX420MM		SAR EVALUATION REPORT		Approved by: Quality Manager
Test Dates: 04/14/19 - 05/02/19	DUT Type: Portable Handset			APPENDIX F: Page 7 of 13




SAR Test Setup Photo 11 – Top Edge at 1.0cm



SAR Test Setup Photo 12 – Top Edge at 0.0cm



FCC ID ZNFX420MM		SAR EVALUATION REPORT		Approved by: Quality Manager
Test Dates: 04/14/19 - 05/02/19	DUT Type: Portable Handset	APPENDIX F: Page 8 of 13		



SAR Test Setup Photo 13 – Bottom Edge at 1.0cm




SAR Test Setup Photo 14 – Bottom Edge at 0.4cm



FCC ID ZNFX420MM		SAR EVALUATION REPORT		Approved by: Quality Manager
Test Dates: 04/14/19 - 05/02/19	DUT Type: Portable Handset	APPENDIX F: Page 9 of 13		




SAR Test Setup Photo 15 – Bottom Edge at 0.0cm




SAR Test Setup Photo 16 – Right Edge at 1.0cm



FCC ID ZNFX420MM		SAR EVALUATION REPORT		Approved by: Quality Manager
Test Dates: 04/14/19 - 05/02/19	DUT Type: Portable Handset	APPENDIX F: Page 10 of 13		




SAR Test Setup Photo 17 – Right Edge at 0.0cm






SAR Test Setup Photo 18 – Left Edge at 1.0cm

FCC ID ZNFX420MM		SAR EVALUATION REPORT		Approved by: Quality Manager
Test Dates: 04/14/19 - 05/02/19	DUT Type: Portable Handset	APPENDIX F: Page 11 of 13		





SAR Test Setup Photo 19 – Left Edge at 0.0cm

FCC ID ZNFX420MM		SAR EVALUATION REPORT		Approved by: Quality Manager
Test Dates: 04/14/19 - 05/02/19	DUT Type: Portable Handset			APPENDIX F: Page 12 of 13



SAR Test Setup Photo 20 – Horizontal and Vertical Reference Lines

FCC ID ZNFX420MM		SAR EVALUATION REPORT		Approved by: Quality Manager
Test Dates: 04/14/19 - 05/02/19	DUT Type: Portable Handset	APPENDIX F: Page 13 of 13		