

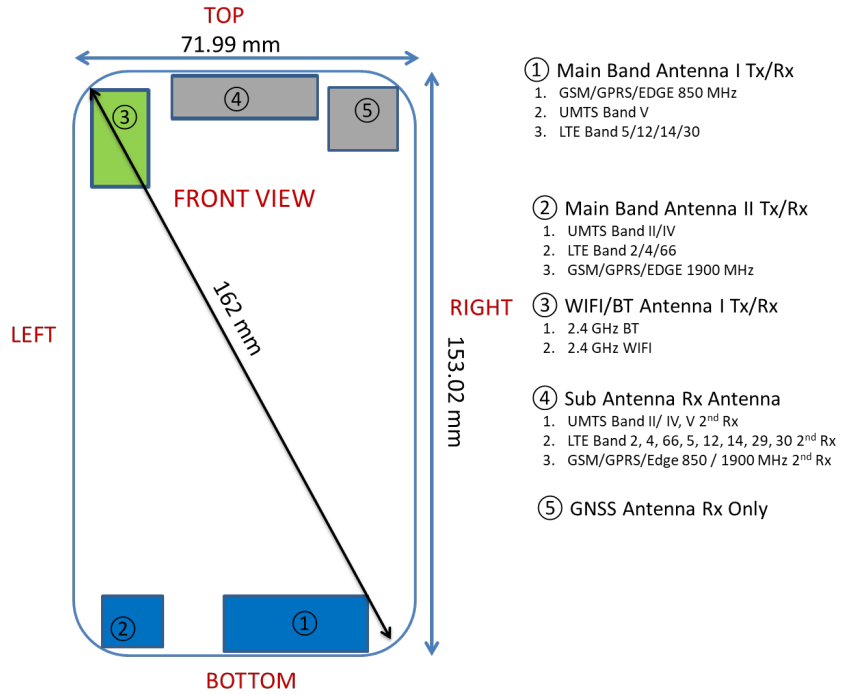




APPENDIX F: DUT ANTENNA DIAGRAM & SAR TEST SETUP PHOTOGRAPHS

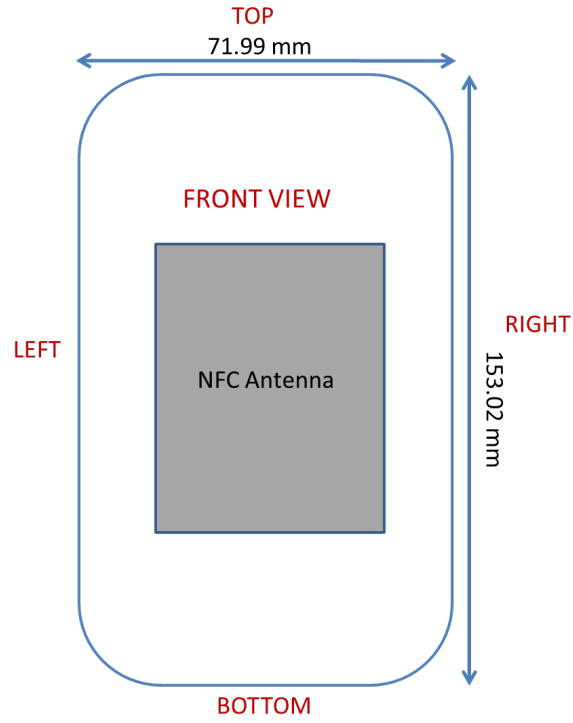
FCC ID ZNFX420AS		SAR EVALUATION REPORT		Approved by: Quality Manager
Test Dates: 05/08/19 - 05/16/19	DUT Type: Portable Handset			APPENDIX F: Page 1 of 12




Note: Exact antenna dimensions and separation distances are shown in the Technical Descriptions in the FCC Filing.

Figure F-1
DUT Antenna Locations



FCC ID ZNFX420AS		SAR EVALUATION REPORT		Approved by: Quality Manager
Test Dates: 05/08/19 - 05/16/19	DUT Type: Portable Handset			APPENDIX F: Page 2 of 12




**Figure F-2
NFC Antenna Locations**




SAR Test Setup Photo 1- Right Cheek



FCC ID ZNFX420AS		SAR EVALUATION REPORT		Approved by: Quality Manager
Test Dates: 05/08/19 - 05/16/19	DUT Type: Portable Handset	APPENDIX F: Page 3 of 12		




SAR Test Setup Photo 2- Right Tilt




SAR Test Setup Photo 3- Left Cheek



FCC ID ZNFX420AS		SAR EVALUATION REPORT		Approved by: Quality Manager
Test Dates: 05/08/19 - 05/16/19	DUT Type: Portable Handset	APPENDIX F: Page 4 of 12		



SAR Test Setup Photo 4- Left Tilt




SAR Test Setup Photo 5 - Back Side 10mm



FCC ID ZNFX420AS		SAR EVALUATION REPORT		Approved by: Quality Manager
Test Dates: 05/08/19 - 05/16/19	DUT Type: Portable Handset	APPENDIX F: Page 5 of 12		




SAR Test Setup Photo 6 – Back Side 3mm




SAR Test Setup Photo 7- Back Side 0mm



FCC ID ZNFX420AS		SAR EVALUATION REPORT		Approved by: Quality Manager
Test Dates: 05/08/19 - 05/16/19	DUT Type: Portable Handset	APPENDIX F: Page 6 of 12		



SAR Test Setup Photo 8 – Front Side 10mm




SAR Test Setup Photo 9 – Front Side 3mm



FCC ID ZNFX420AS		SAR EVALUATION REPORT		Approved by: Quality Manager
Test Dates: 05/08/19 - 05/16/19	DUT Type: Portable Handset	APPENDIX F: Page 7 of 12		



SAR Test Setup Photo 10 – Front Side 0mm




SAR Test Setup Photo 11 – Bottom Edge 10mm



FCC ID ZNFX420AS		SAR EVALUATION REPORT		Approved by: Quality Manager
Test Dates: 05/08/19 - 05/16/19	DUT Type: Portable Handset	APPENDIX F: Page 8 of 12		



SAR Test Setup Photo 12 – Bottom Edge 4mm



SAR Test Setup Photo 13 – Bottom Edge 0mm



FCC ID ZNFX420AS		SAR EVALUATION REPORT		Approved by: Quality Manager
Test Dates: 05/08/19 - 05/16/19	DUT Type: Portable Handset	APPENDIX F: Page 9 of 12		



SAR Test Setup Photo 14 – Right Edge 10mm



SAR Test Setup Photo 15 – Right Edge 0mm



FCC ID ZNFX420AS		SAR EVALUATION REPORT		Approved by: Quality Manager
Test Dates: 05/08/19 - 05/16/19	DUT Type: Portable Handset			APPENDIX F: Page 10 of 12



SAR Test Setup Photo 16 – Left Edge 10mm



SAR Test Setup Photo 17 – Left Edge 0mm



FCC ID ZNFX420AS		SAR EVALUATION REPORT		Approved by: Quality Manager
Test Dates: 05/08/19 - 05/16/19	DUT Type: Portable Handset			APPENDIX F: Page 11 of 12



SAR Test Setup Photo 18 – Top Edge 10mm



SAR Test Setup Photo 19 – Vertical and Horizontal Reference Lines

FCC ID ZNFX420AS		SAR EVALUATION REPORT		Approved by: Quality Manager
Test Dates: 05/08/19 - 05/16/19	DUT Type: Portable Handset	APPENDIX F: Page 12 of 12		