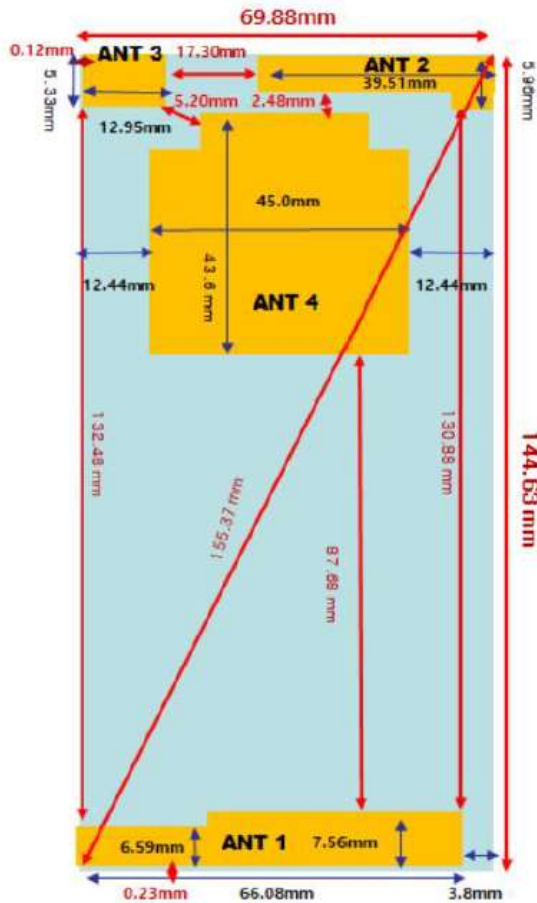


Attachment 7.

- DUT Antenna Information and SAR Test SETUP PHOTOGRAPHS

DUT Antenna Information



Rear view

- ① ANT 1
GSM 850/1900 TRX
WCDMA B2/B5 TRX
- ② ANT 2
No DRX band for FCC (US)
- ③ ANT 3
GPS
BT/WLAN
- ④ ANT 4
NFC

SAR Test Setup Photographs

■ Test Setup Photo (Left All)



■ Test Setup Photo (Left Touch/Tilt)



■ Test Setup Photo (Right All)



■ Test Setup Photo (Right Touch/Tilt)



■ **Test Setup Photo (Body All)**




■ **Test Setup Photo (Rear)**



[Distance of 1.0 cm from the EUT]

■ Test Setup Photo (Front)



[Distance of 1.0 cm from the EUT]

■ Test Setup Photo (Left)



[Distance of 1.0 cm from the EUT]

■ **Test Setup Photo (Right)**




[Distance of 1.0 cm from the EUT]

■ Test Setup Photo(Top)



[Distance of 1.0 cm from the EUT]

■ **Test Setup Photo(Bottom)**



[Distance of 1.0 cm from the EUT]