



FCC RF Test Report

APPLICANT : LG Electronics Mobile Comm USA
EQUIPMENT : Smart phone
BRAND NAME : LG
MODEL NAME : LG-X240H
FCC ID : ZNFX240H
STANDARD : FCC 47 CFR Part 2, 22(H), 24(E), 27(L)
CLASSIFICATION : PCS Licensed Transmitter Held to Ear (PCE)

The product was received on Oct. 18, 2016 and testing was completed on Feb. 14, 2017. We, SPORTON INTERNATIONAL INC., would like to declare that the tested sample has been evaluated in accordance with the test procedures given in ANSI / TIA / EIA-603-D-2010 and has been in compliance with the applicable technical standards.

The test results in this report apply exclusively to the tested model / sample. Without written approval of SPORTON INTERNATIONAL INC., the test report shall not be reproduced except in full.

Reviewed by: Joseph Lin / Supervisor

Approved by: Jones Tsai / Manager



SPORTON INTERNATIONAL INC.

No. 52, Hwa Ya 1st Rd., Hwa Ya Technology Park, Kwei-Shan District, Tao Yuan City, Taiwan, R.O.C.

SPORTON INTERNATIONAL INC.

TEL : 886-3-327-3456

FAX : 886-3-328-4978

FCC ID : ZNFX240H

Page Number : 1 of 23

Report Issued Date : Feb. 24, 2017

Report Version : Rev. 02

Report Template No.: BU5-FG22/24/27 Version 1.2



TABLE OF CONTENTS

REVISION HISTORY.....3

SUMMARY OF TEST RESULT4

1 GENERAL DESCRIPTION5

 1.1 Applicant.....5

 1.2 Manufacturer5

 1.3 Product Feature of Equipment Under Test5

 1.4 Product Specification of Equipment Under Test6

 1.5 Modification of EUT6

 1.6 Maximum ERP/EIRP Power, Frequency Tolerance, and Emission Designator7

 1.7 Testing Location8

 1.8 Applicable Standards8

2 TEST CONFIGURATION OF EQUIPMENT UNDER TEST9

 2.1 Test Mode.....9

 2.2 Connection Diagram of Test System10

 2.3 Support Unit used in test configuration10

 2.4 Measurement Results Explanation Example10

3 CONDUCTED TEST RESULT.....11

 3.1 Measuring Instruments.....11

 3.2 Test Setup11

 3.3 Test Result of Conducted Test.....11

 3.4 Conducted Output Power12

 3.5 Peak-to-Average Ratio13

 3.6 99% Occupied Bandwidth and 26dB Bandwidth Measurement.....14

 3.7 Conducted Band Edge15

 3.8 Conducted Spurious Emission16

 3.9 Frequency Stability.....17

4 RADIATED TEST ITEMS18

 4.1 Measuring Instruments.....18

 4.2 Test Setup18

 4.3 Test Result of Radiated Test.....18

 4.4 Effective Radiated Power and Effective Isotropic Radiated Power Measurement19

 4.5 Field Strength of Spurious Radiation Measurement21

5 LIST OF MEASURING EQUIPMENT22

6 UNCERTAINTY OF EVALUATION23

APPENDIX A. TEST RESULTS OF CONDUCTED TEST

APPENDIX B. TEST RESULTS OF RADIATED TEST

APPENDIX C. TEST SETUP PHOTOGRAPHS



REVISION HISTORY

REPORT NO.	VERSION	DESCRIPTION	ISSUED DATE
FG6O1802A	Rev. 01	Initial issue of report	Feb. 17, 2017
FG6O1802A	Rev. 02	Adding the description in section 2.1	Feb. 24, 2017



SUMMARY OF TEST RESULT

Report Section	FCC Rule	Description	Limit	Result	Remark
3.4	§2.1046	Conducted Output Power	Reporting Only	PASS	-
3.5	§24.232(d)	Peak-to-Average Ratio	< 13 dB	PASS	-
3.6	§2.1049 §22.917(b) §24.238(b) §27.53(g)	Occupied Bandwidth	Reporting Only	PASS	-
3.7	§2.1051 §22.917(a) §24.238(a) §27.53(h)	Band Edge Measurement	< 43+10log ₁₀ (P[Watts])	PASS	-
3.8	§2.1051 §22.917(a) §24.238(a) §27.53(h)	Conducted Emission	< 43+10log ₁₀ (P[Watts])	PASS	-
3.9	§2.1055 §22.355	Frequency Stability for Temperature & Voltage	< 2.5 ppm for Part 22	PASS	-
	§2.1055 §24.235 §27.54		Within Authorized Band		
4.4	§22.913(a)(2)	Effective Radiated Power	< 7 Watts	PASS	-
	§24.232(c)	Equivalent Isotropic Radiated Power	< 2 Watts	PASS	-
	§27.50(d)(4)	Equivalent Isotropic Radiated Power	< 1 Watts	PASS	-
4.5	§2.1053 §22.917(a) §24.238(a) §27.53(h)	Field Strength of Spurious Radiation	< 43+10log ₁₀ (P[Watts])	PASS	Under limit 26.45 dB at 3702.000 MHz



1 General Description

1.1 Applicant

LG Electronics Mobile Comm USA

LG Twin Towers 20, Yeouido-Dong Youngdeungpo-Gu, Seoul 150-721, Republic Of Korea

1.2 Manufacturer

Arima Communications Corp.

6F, No. 866, Jhongjheng Rd., Jhonghe Dist., New Taipei City 23586, Taiwan

1.3 Product Feature of Equipment Under Test

Product Feature	
Equipment	Smart phone
Brand Name	LG
Model Name	LG-X240H
FCC ID	ZNFX240H
EUT supports Radios application	GSM/EGPRS/WCDMA/HSPA/LTE WLAN 11b/g/n HT20/HT40 Bluetooth BR/EDR/LE
HW Version	PP2
SW Version	LGX240HAT-00-V08a-CIS-XX-NOV-17-2016+0
EUT Stage	Production Unit

Remark: The above EUT's information was declared by manufacturer. Please refer to the specifications or user's manual for more detailed description.



1.4 Product Specification of Equipment Under Test

Standards-related Product Specification	
Tx Frequency	GSM/GPRS/EDGE: 850: 824.2 MHz ~ 848.8 MHz 1900: 1850.2 MHz ~ 1909.8MHz WCDMA: Band V: 826.4 MHz ~ 846.6 MHz Band II: 1852.4 MHz ~ 1907.6 MHz Band IV: 1712.4 MHz ~ 1752.6 MHz
Rx Frequency	GSM/GPRS/EDGE: 850: 869.2 MHz ~ 893.8 MHz 1900: 1930.2 MHz ~ 1989.8 MHz WCDMA: Band V: 871.4 MHz ~ 891.6 MHz Band II: 1932.4 MHz ~ 1987.6 MHz Band IV: 2112.4 MHz ~ 2152.6 MHz
Maximum Output Power to Antenna	GSM/GPRS/EDGE: 850: 33.85 dBm 1900: 29.95 dBm WCDMA: Band V: 24.86 dBm Band II: 24.87 dBm Band IV: 24.85 dBm
Antenna Type	PIFA Antenna
Type of Modulation	GSM: GMSK GPRS: GMSK EDGE: GMSK / 8PSK WCDMA: BPSK (Uplink) HSDPA: 64QAM (Downlink) HSUPA: QPSK (Uplink)

1.5 Modification of EUT

No modifications are made to the EUT during all test items.



1.6 Maximum ERP/EIRP Power, Frequency Tolerance, and Emission Designator

FCC Rule	System	Type of Modulation	Maximum ERP/EIRP (W)	Frequency Tolerance (ppm)	Emission Designator
Part 22	GSM850 GPRS class 8	GMSK	0.4864	0.0108 ppm	245KGXW
Part 22	GSM850 EDGE class 8	8PSK	0.1710	0.0060 ppm	247KG7W
Part 22	WCDMA Band V RMC 12.2Kbps	BPSK	0.0953	0.0167 ppm	4M20F9W
Part 24	GSM1900 GPRS class 8	GMSK	0.7096	0.0032 ppm	248KGXW
Part 24	GSM1900 EDGE class 8	8PSK	0.2355	0.0027 ppm	248KG7W
Part 24	WCDMA Band II RMC 12.2Kbps	BPSK	0.1910	0.0117 ppm	4M22F9W
Part 27	WCDMA Band IV RMC 12.2Kbps	BPSK	0.2858	0.0023 ppm	4M21F9W



1.7 Testing Location

Sporton Lab is accredited to ISO 17025 by Taiwan Accreditation Foundation (TAF code : 1190) and the FCC designation No. TW1190 under the FCC 2.948(e) by Mutual Recognition Agreement (MRA) in FCC Test.

Test Site	SPORTON INTERNATIONAL INC.	
Test Site Location	No. 52, Hwa Ya 1 st Rd., Hwa Ya Technology Park, Kwei-Shan District, Tao Yuan City, Taiwan, R.O.C. TEL: +886-3-327-3456 FAX: +886-3-328-4978	
Test Site No.	Sporton Site No.	
	TH03-HY	03CH07-HY

1.8 Applicable Standards

According to the specifications of the manufacturer, the EUT must comply with the requirements of the following standards:

- ♦ 47 CFR Part 2, 22(H), 24(E), 27(L)
- ♦ ANSI / TIA / EIA-603-D-2010
- ♦ FCC KDB 971168 D01 Power Meas. License Digital Systems v02r02

Remark:

1. All test items were verified and recorded according to the standards and without any deviation during the test.
2. This EUT has also been tested and complied with the requirements of FCC Part 15, Subpart B, recorded in a separate test report.



2 Test Configuration of Equipment Under Test

2.1 Test Mode

Antenna port conducted and radiated test items were performed according to KDB 971168 D01 Power Meas. License Digital Systems v02r02 with maximum output power.

Radiated measurements were performed with rotating EUT in different three orthogonal test planes to find the maximum emission.

From 9 kHz to 30 MHz was verified, the amplitude of spurious emissions, which has attenuated more than 20 dB under the permissible value, with the test result, it shall not be the essential information in the report

Radiated emissions were investigated as following frequency range:

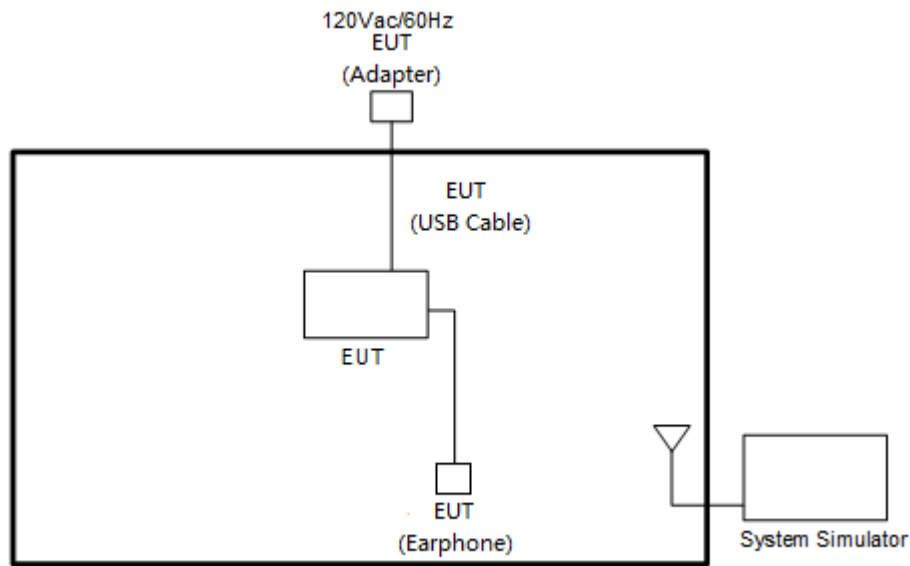
1. 30 MHz to 9000 MHz for GSM850 and WCDMA Band V.
2. 30 MHz to 18000 MHz for WCDMA Band IV.
3. 30 MHz to 19100 MHz for GSM1900 and WCDMA Band II.

All modes and data rates and positions were investigated.

Test modes are chosen to be reported as the worst case configuration below:

Test Modes		
Band	Radiated TCs	Conducted TCs
GSM 850	<ul style="list-style-type: none"> ■ GPRS class 8 Link ■ EDGE class 8 Link 	<ul style="list-style-type: none"> ■ GPRS class 8 Link ■ EDGE class 8 Link
GSM 1900	<ul style="list-style-type: none"> ■ GPRS class 8 Link ■ EDGE class 8 Link 	<ul style="list-style-type: none"> ■ GPRS class 8 Link ■ EDGE class 8 Link
WCDMA Band V	<ul style="list-style-type: none"> ■ RMC 12.2Kbps Link 	<ul style="list-style-type: none"> ■ RMC 12.2Kbps Link
WCDMA Band II	<ul style="list-style-type: none"> ■ RMC 12.2Kbps Link 	<ul style="list-style-type: none"> ■ RMC 12.2Kbps Link
WCDMA Band IV	<ul style="list-style-type: none"> ■ RMC 12.2Kbps Link 	<ul style="list-style-type: none"> ■ RMC 12.2Kbps Link

2.2 Connection Diagram of Test System



2.3 Support Unit used in test configuration

Item	Equipment	Trade Name	Model No.	FCC ID	Data Cable	Power Cord
1.	System Simulator	R&S	CMU 200	N/A	N/A	Unshielded, 1.8 m

2.4 Measurement Results Explanation Example

For all conducted test items:

The offset level is set in the spectrum analyzer to compensate the RF cable loss and attenuator factor between RF conducted output port and spectrum analyzer. With the offset compensation, the spectrum analyzer reading level will be exactly the RF output level.

The spectrum analyzer offset is derived from RF cable loss and attenuator factor.

Offset = RF cable loss + attenuator factor.

The following shows an offset computation example with RF cable loss 4.2 dB and a 10dB attenuator.

Example :

Offset(dB) = RF cable loss(dB) + attenuator factor(dB).

$$= 4.2 + 10 = 14.2 \text{ (dB)}$$


3 Conducted Test Result

3.1 Measuring Instruments

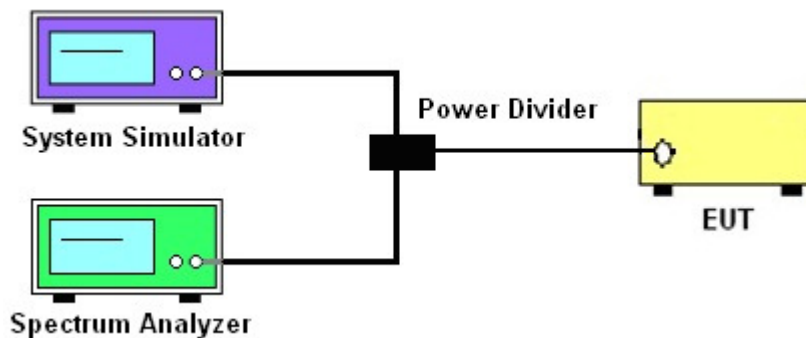
See list of measuring instruments of this test report.

3.2 Test Setup

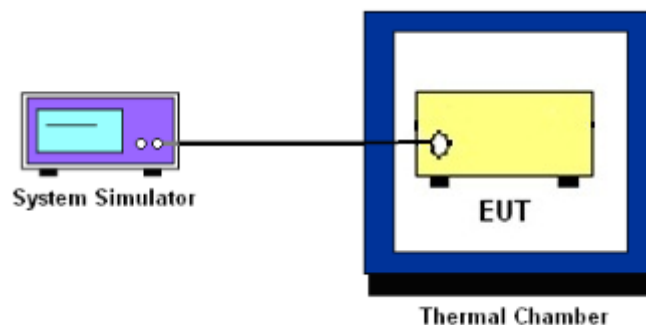
3.2.1 Conducted Output Power



3.2.2 Peak-to-Average Ratio, Occupied Bandwidth, Conducted Band-Edge and Conducted Spurious Emission



3.2.3 Frequency Stability



3.3 Test Result of Conducted Test

Please refer to Appendix A.



3.4 Conducted Output Power

3.4.1 Description of the Conducted Output Power

A system simulator was used to establish communication with the EUT. Its parameters were set to enforce EUT transmitting at the maximum power. The measured power in the radio frequency on the transmitter output terminals shall be reported.

3.4.2 Test Procedures

1. The transmitter output port was connected to the system simulator.
2. Set EUT at maximum power through system simulator.
3. Select lowest, middle, and highest channels for each band and different modulation.
4. Measure the maximum burst average power for GSM and maximum average power for other modulation signal.



3.5 Peak-to-Average Ratio

3.5.1 Description of the PAR Measurement

The peak-to-average ratio (PAR) of the transmission may not exceed 13 dB.

3.5.2 Test Procedures

1. The testing follows FCC KDB 971168 D01 v02r02 Section 5.7.1.
2. The EUT was connected to spectrum analyzer and system simulator via a power divider.
3. Set EUT to transmit at maximum output power.
4. When the duty cycle is less than 98%, then signal gating will be implemented on the spectrum analyzer by triggering from the system simulator.
5. Set the CCDF (Complementary Cumulative Distribution Function) option of the spectrum analyzer.
Record the maximum PAPR level associated with a probability of 0.1%.



3.6 99% Occupied Bandwidth and 26dB Bandwidth Measurement

3.6.1 Description of 99% Occupied Bandwidth and 26dB Bandwidth Measurement

The occupied bandwidth is the width of a frequency band such that, below the lower and above the upper frequency limits, the mean powers emitted are each equal to a specified percentage 0.5% of the total mean transmitted power.

The 26 dB emission bandwidth is defined as the frequency range between two points, one above and one below the carrier frequency, at which the spectral density of the emission is attenuated 26 dB below the maximum in-band spectral density of the modulated signal. Spectral density (power per unit bandwidth) is to be measured with a detector of resolution bandwidth equal to approximately 1.0% of the emission bandwidth.

3.6.2 Test Procedures

1. The testing follows FCC KDB 971168 v02r02 Section 4.2.
2. The EUT was connected to spectrum analyzer and system simulator via a power divider.
3. The spectrum analyzer center frequency is set to the nominal EUT channel center frequency. The span range for the spectrum analyzer shall be between two and five times the anticipated OBW.
4. The nominal resolution bandwidth (RBW) shall be in the range of 1 to 5 % of the anticipated OBW, and the VBW shall be at least 3 times the RBW.
5. Set the detection mode to peak, and the trace mode to max hold.
6. Determine the reference value: Set the EUT to transmit a modulated signal. Allow the trace to stabilize. Set the spectrum analyzer marker to the highest level of the displayed trace.
(this is the reference value)
7. Determine the “-26 dB down amplitude” as equal to (Reference Value – X).
8. Place two markers, one at the lowest and the other at the highest frequency of the envelope of the spectral display such that each marker is at or slightly below the “-X dB down amplitude” determined in step 6. If a marker is below this “-X dB down amplitude” value it shall be placed as close as possible to this value. The OBW is the positive frequency difference between the two markers.
9. Use the 99 % power bandwidth function of the spectrum analyzer and report the measured bandwidth.



3.7 Conducted Band Edge

3.7.1 Description of Conducted Band Edge Measurement

The power of any emission outside of the authorized operating frequency ranges must be lower than the transmitter power (P) by a factor of at least $43 + 10 \log (P)$ dB.

3.7.2 Test Procedures

1. The testing follows FCC KDB 971168 D01 v02r02 Section 6.0.
2. The EUT was connected to the spectrum analyzer and system simulator via a power divider.
3. The RF output of EUT was connected to the spectrum analyzer by an RF cable and attenuator. The path loss was compensated to the results for each measurement.
4. The band edges of low and high channels for the highest RF powers were measured.
5. The RF fundamental frequency should be excluded against the limit line in the operating frequency band.
6. The limit line is derived from $43 + 10\log(P)$ dB below the transmitter power P(Watts)
= $P(W) - [43 + 10\log(P)]$ (dB)
= $[30 + 10\log(P)]$ (dBm) - $[43 + 10\log(P)]$ (dB)
= -13dBm.



3.8 Conducted Spurious Emission

3.8.1 Description of Conducted Spurious Emission Measurement

The power of any emission outside of the authorized operating frequency ranges must be lower than the transmitter power (P) by a factor of at least $43 + 10 \log (P)$ dB.

It is measured by means of a calibrated spectrum analyzer and scanned from 30 MHz up to a frequency including its 10th harmonic.

3.8.2 Test Procedures

1. The testing follows FCC KDB 971168 D01 v02r02 Section 6.0.
2. The EUT was connected to the spectrum analyzer and system simulator via a power divider.
3. The RF output of EUT was connected to the spectrum analyzer by an RF cable and attenuator. The path loss was compensated to the results for each measurement.
4. The middle channel for the highest RF power within the transmitting frequency was measured.
5. The conducted spurious emission for the whole frequency range was taken.
6. The RF fundamental frequency should be excluded against the limit line in the operating frequency band.
7. The limit line is derived from $43 + 10\log(P)$ dB below the transmitter power P(Watts)
= $P(W) - [43 + 10\log(P)]$ (dB)
= $[30 + 10\log(P)]$ (dBm) - $[43 + 10\log(P)]$ (dB)
= -13dBm.



3.9 Frequency Stability

3.9.1 Description of Frequency Stability Measurement

The frequency stability shall be measured by variation of ambient temperature and variation of primary supply voltage to ensure that the fundamental emission stays within the authorized frequency block. The frequency stability of the transmitter shall be maintained within $\pm 0.00025\%$ ($\pm 2.5\text{ppm}$) of the center frequency.

3.9.2 Test Procedures for Temperature Variation

1. The testing follows FCC KDB 971168 D01 v02r02 Section 9.0.
2. The EUT was set up in the thermal chamber and connected with the system simulator.
3. With power OFF, the temperature was decreased to -30°C and the EUT was stabilized before testing. Power was applied and the maximum change in frequency was recorded within one minute.
4. With power OFF, the temperature was raised in 10°C steps up to 50°C . The EUT was stabilized at each step for at least half an hour. Power was applied and the maximum frequency change was recorded within one minute.

3.9.3 Test Procedures for Voltage Variation

1. The testing follows FCC KDB 971168 D01 v02r02 Section 9.0.
2. The EUT was placed in a temperature chamber at $20\pm 5^{\circ}\text{C}$ and connected with the system simulator.
3. The power supply voltage to the EUT was varied from 85% to 115% of the nominal value measured at the input to the EUT.
4. The variation in frequency was measured for the worst case.

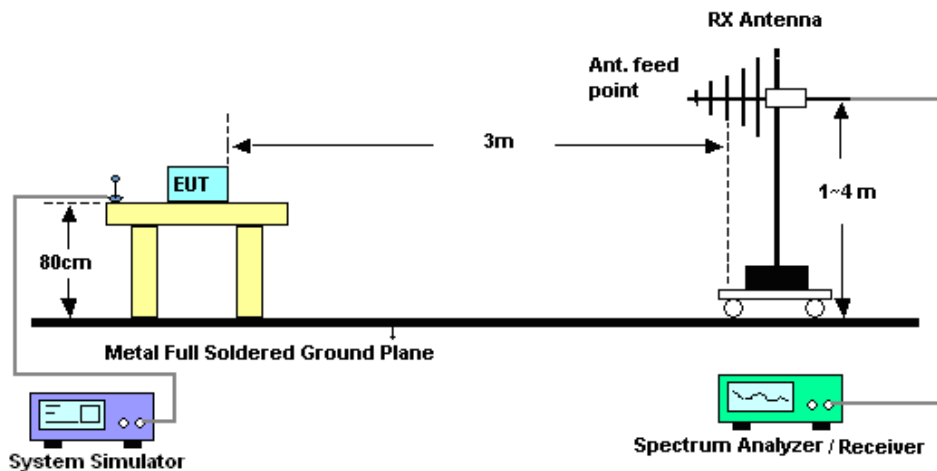
4 Radiated Test Items

4.1 Measuring Instruments

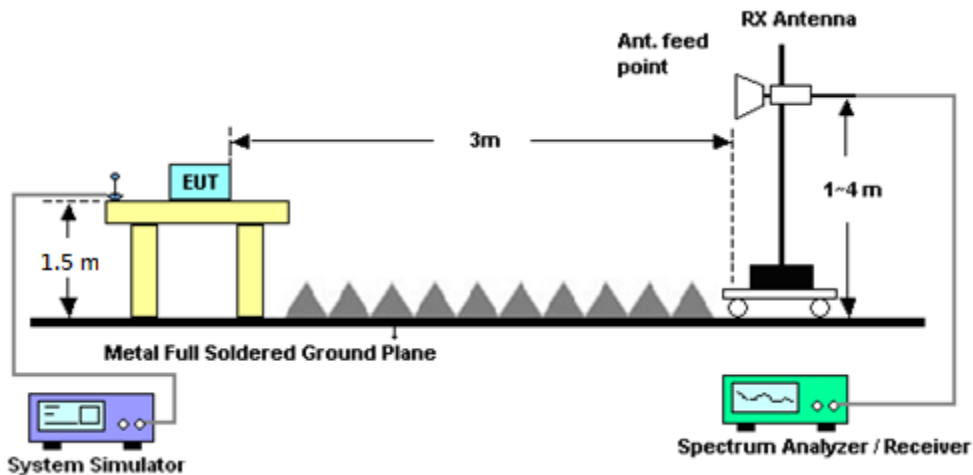
See list of measuring instruments of this test report.

4.2 Test Setup

4.2.1 For radiated test from 30MHz to 1GHz



4.2.2 For radiated test above 1GHz



4.3 Test Result of Radiated Test

Please refer to Appendix B.



4.4 Effective Radiated Power and Effective Isotropic Radiated Power Measurement

4.4.1 Description of the ERP/EIRP Measurement

The substitution method, in ANSI / TIA / EIA-603-D-2010, was used for ERP/EIRP measurement, and the spectrum analyzer configuration follows KDB 971168 D01 Power Meas. License Digital Systems v02r02. The ERP of mobile transmitters must not exceed 7 Watts (Cellular Band) and the EIRP of mobile transmitters are limited to 2 Watts (PCS Band) and 1 Watts (AWS Band).

4.4.2 Test Procedures

1. The testing follows FCC KDB 971168 D01 v02r02 Section 5.2.1. (for CDMA/WCDMA), Section 5.2.2.2 (for GSM/GPRS/EDGE) and ANSI / TIA-603-D-2010 Section 2.2.17.
2. The EUT was placed on a non-conductive rotating platform (0.8 meters for frequency below 1GHz and 1.5 meter for frequency above 1GHz) in a semi-anechoic chamber. The radiated emission at the fundamental frequency was measured at 3 m with a test antenna and a spectrum analyzer with RMS detector per section 5. of KDB 971168 D01.
3. During the measurement, the system simulator parameters were set to force the EUT transmitting at maximum output power. The maximum emission was recorded from analyzer power level (LVL) from the 360 degrees rotation of the turntable and the test antenna raised and lowered over a range from 1 to 4 meters in both horizontally and vertically polarized orientations.
4. Effective Isotropic Radiated Power (EIRP) was measured by substitution method according to TIA/EIA-603-D. The EUT was replaced by the substitution antenna at same location, and then a known power from S.G. was applied into the dipole antenna through a Tx cable, and then recorded the maximum Analyzer reading through raised and lowered the test antenna. The correction factor (in dB) = S.G. - Tx Cable loss + Substitution antenna gain - Analyzer reading. Then the EUT's EIRP was calculated with the correction factor, $EIRP = LVL + \text{Correction factor}$ and $ERP = EIRP - 2.15$. Take the record of the output power at substitution antenna.



	GSM/GPRS/EDGE	WCDMA/HSPA
SPAN	500kHz	10MHz
RBW	10kHz	100kHz
VBW	30kHz	300kHz
Detector	RMS	RMS
Trace	Average	Average
Average Type	Power	Power
Sweep Count	100	100



4.5 Field Strength of Spurious Radiation Measurement

4.5.1 Description of Field Strength of Spurious Radiated Measurement

The power of any emission outside of the authorized operating frequency ranges must be attenuated below the transmitter power (P) by a factor of at least $43 + 10 \log (P)$ dB. The spectrum is scanned from 30 MHz up to a frequency including its 10th harmonic.

4.5.2 Test Procedures

1. The testing follows FCC KDB 971168 D01 v02r02 Section 5.8 and ANSI / TIA-603-D-2010 Section 2.2.12.
2. The EUT was placed on a rotatable wooden table 0.8 meters for frequency below 1GHz and 1.5 meter for frequency above 1GHz above the ground.
3. The EUT was set 3 meters from the receiving antenna, which was mounted on the antenna tower.
4. The table was rotated 360 degrees to determine the position of the highest spurious emission.
5. The height of the receiving antenna is varied between one meter and four meters to search for the maximum spurious emission for both horizontal and vertical polarizations.
6. Make the measurement with the spectrum analyzer's RBW = 1MHz, VBW = 3MHz, taking record of maximum spurious emission.
7. A horn antenna was substituted in place of the EUT and was driven by a signal generator.
8. Tune the output power of signal generator to the same emission level with EUT maximum spurious emission.
9. Taking the record of output power at antenna port.
10. Repeat step 7 to step 8 for another polarization.
11. $EIRP \text{ (dBm)} = S.G. \text{ Power} - Tx \text{ Cable Loss} + Tx \text{ Antenna Gain}$
12. $ERP \text{ (dBm)} = EIRP - 2.15$
13. The RF fundamental frequency should be excluded against the limit line in the operating frequency band.
14. The limit line is derived from $43 + 10\log(P)$ dB below the transmitter power P(Watts)
 $= P(W) - [43 + 10\log(P)] \text{ (dB)}$
 $= [30 + 10\log(P)] \text{ (dBm)} - [43 + 10\log(P)] \text{ (dB)}$
 $= -13dBm.$



5 List of Measuring Equipment

Instrument	Manufacturer	Model No.	Serial No.	Characteristics	Calibration Date	Test Date	Due Date	Remark
Temperature Chamber	ESPEC	SH-641	92013720	-30°C ~70°C	Sep. 01, 2016	Nov. 14 2016 ~ Jan. 20 2017	Aug. 31, 2017	Conducted (TH03-HY)
Programmable Power Supply	GW Instek	PSS-2005	EL890001	1V~20V 0.5A~5A	Oct. 03, 2016	Nov. 14 2016 ~ Jan. 20 2017	Oct. 02, 2017	Conducted (TH03-HY)
Spectrum Analyzer	Rohde & Schwarz	FSP30	101329	9kHz~30GHz	Jun. 27, 2016	Nov. 14 2016 ~ Jan. 20 2017	Jun. 26, 2017	Conducted (TH03-HY)
Base Station(Measu	Rohde & Schwarz	CMU200	117995	GSM / GPRS / WCDMA / CDMA	Aug. 03, 2016	Nov. 14 2016 ~ Jan. 20 2017	Aug,04, 2017	Conducted (TH03-HY)
Bilog Antenna	TESEQ	CBL 6111D&008	35419&03	30MHz to 1GHz	Jan. 07, 2017	Jan. 23, 2017 ~ Feb. 14, 2017	Jan. 06, 2018	Radiation (03CH07-HY)
Double Ridge Horn Antenna	ESCO	3117	00075962	1GHz ~ 18GHz	Aug. 19, 2016	Jan. 23, 2017 ~ Feb. 14, 2017	Aug. 18, 2017	Radiation (03CH07-HY)
EMI Test Receiver	Keysight	N9038A(MXE)	MY54130085	20Hz ~ 8.4GHz	Oct. 26, 2016	Jan. 23, 2017 ~ Feb. 14, 2017	Oct. 25, 2017	Radiation (03CH07-HY)
Preamplifier	MITEQ	AMF-7D-00 101800-30-1	1590075	1GHz ~ 18GHz	Apr. 15, 2016	Jan. 23, 2017 ~ Feb. 14, 2017	Apr. 14, 2017	Radiation (03CH07-HY)
Preamplifier	COM-POWER	PA-103A	161241	10MHz-1GHz	Mar. 18, 2016	Jan. 23, 2017 ~ Feb. 14, 2017	Mar. 17, 2017	Radiation (03CH07-HY)
Spectrum Analyzer	Agilent	N9010A	MY53470118	10Hz~44GHz	Feb. 27, 2016	Jan. 23, 2017 ~ Feb. 14, 2017	Feb. 26, 2017	Radiation (03CH07-HY)
Antenna Mast	Max-Full	MFA520BS	N/A	1m~4m	N/A	Jan. 23, 2017 ~ Feb. 14, 2017	N/A	Radiation (03CH07-HY)
Turn Table	ChainTek	Chaintek 3000	N/A	0~360 Degree	N/A	Jan. 23, 2017 ~ Feb. 14, 2017	N/A	Radiation (03CH07-HY)
Preamplifier	MITEQ	JS44-18004 000-33-8P	1840917	18GHz ~ 40GHz	Jun. 14, 2016	Jan. 23, 2017 ~ Feb. 14, 2017	Jun. 13, 2017	Radiation (03CH07-HY)
SHF-EHF Horn Antenna	SCHWARZBECK	BBHA 9170	BBHA917058 4	18GHz- 40GHz	Nov. 08, 2016	Jan. 23, 2017 ~ Feb. 14, 2017	Nov. 07, 2017	Radiation (03CH07-HY)
Signal Generator	Anritsu	MG3694C	163401	0.1Hz~40GHz	Jan. 04, 2017	Jan. 23, 2017 ~ Feb. 14, 2017	Jan. 03, 2018	Radiation (03CH07-HY)



6 Uncertainty of Evaluation

Uncertainty of Radiated Emission Measurement (30 MHz ~ 1000 MHz)

Measuring Uncertainty for a Level of Confidence of 95% ($U = 2Uc(y)$)	5.7
---	-----

Uncertainty of Radiated Emission Measurement (1 GHz ~ 40 GHz)

Measuring Uncertainty for a Level of Confidence of 95% ($U = 2Uc(y)$)	5.5
---	-----



Appendix A. Test Results of Conducted Test

Conducted Output Power(Average power)

Conducted Power (*Unit: dBm)						
Band	GSM850			GSM1900		
Channel	128	189	251	512	661	810
Frequency	824.2	836.4	848.8	1850.2	1880.0	1909.8
GSM	33.84	33.81	33.73	29.94	29.87	29.80
GPRS class 8	33.85	33.81	33.73	29.95	29.87	29.80
GPRS class 10	30.17	30.16	30.13	27.03	26.96	26.92
GPRS class 11	28.51	28.50	28.48	25.50	25.50	25.51
GPRS class 12	27.31	27.30	27.27	24.43	24.46	24.53
EGPRS class 8	26.84	26.86	26.82	25.75	25.77	25.65
EGPRS class 10	24.72	24.68	24.61	23.64	23.64	23.45
EGPRS class 11	23.11	23.08	22.98	21.86	21.87	21.71
EGPRS class 12	21.94	21.93	21.85	20.85	20.86	20.68

Conducted Power (*Unit: dBm)									
Band	WCDMA Band V			WCDMA Band II			WCDMA Band IV		
Channel	4132	4182	4233	9262	9400	9538	1312	1413	1513
Frequency	826.4	836.4	846.6	1852.4	1880	1907.6	1712.4	1732.6	1752.6
RMC 12.2K	24.75	24.71	24.86	24.87	24.81	24.79	24.76	24.82	24.85
HSDPA Subtest-1	23.62	23.56	23.57	23.80	23.68	23.68	23.95	23.93	23.88
HSDPA Subtest-2	23.62	23.52	23.60	23.79	23.70	23.72	23.92	23.91	23.87
HSDPA Subtest-3	23.17	23.06	23.12	23.31	23.24	23.21	23.50	23.46	23.45
HSDPA Subtest-4	23.14	23.06	23.07	23.29	23.22	23.18	23.45	23.43	23.45
HSUPA Subtest-1	22.09	22.06	22.02	22.04	22.09	22.08	22.02	22.09	22.05
HSUPA Subtest-2	21.63	21.52	21.69	21.81	21.72	21.64	21.91	21.83	21.80
HSUPA Subtest-3	22.61	22.51	22.67	22.76	22.73	22.66	22.98	22.89	22.84
HSUPA Subtest-4	21.01	20.95	21.09	21.23	21.14	21.08	21.40	21.34	21.31
HSUPA Subtest-5	23.60	23.50	23.60	23.80	23.70	23.60	23.90	23.90	23.60



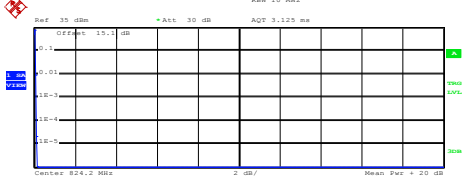
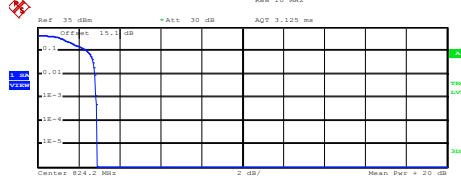
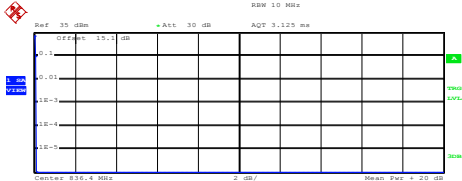
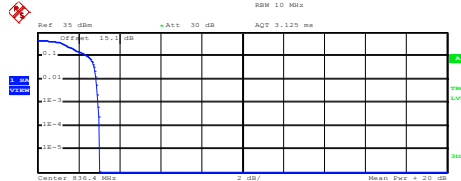

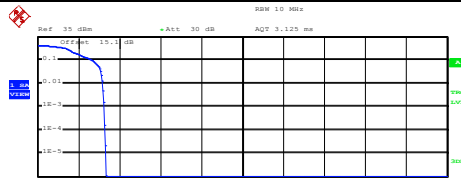
A1. GSM

Peak-to-Average Ratio

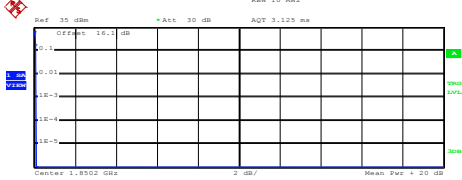
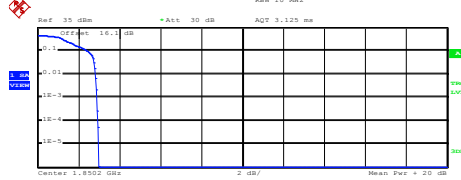
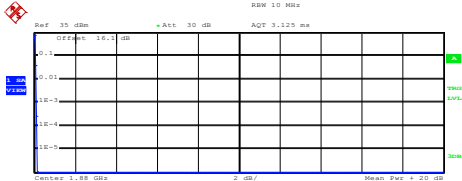
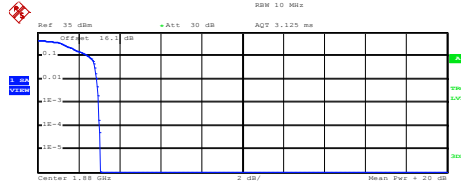

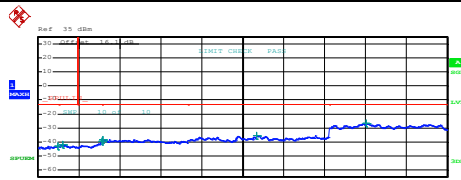
Mode	GSM850		Limit: 13dB
Mod.	GPRS class 8	EDGE class 8	Result
Lowest CH	0.12	2.84	PASS
Middle CH	0.12	2.96	
Highest CH	0.12	3.24	

Mode	GSM1900		Limit: 13dB
Mod.	GPRS class 8	EDGE class 8	Result
Lowest CH	0.12	2.92	PASS
Middle CH	0.12	3.00	
Highest CH	0.16	2.80	



GSM850 (GPRS class 8)	GSM850 (EDGE class 8)																
<p align="center">Lowest Channel</p>  <p>Complementary Cumulative Distribution Function (100000 samples) Trace 1 Mean 32.14 dBm Peak 32.29 dBm Crest 0.15 dB</p> <table border="1"> <tr><td>10 %</td><td>0.08 dB</td></tr> <tr><td>1 %</td><td>0.08 dB</td></tr> <tr><td>.1 %</td><td>0.12 dB</td></tr> <tr><td>.01 %</td><td>0.12 dB</td></tr> </table> <p>Date: 20.JAN.2017 15:31:37</p>	10 %	0.08 dB	1 %	0.08 dB	.1 %	0.12 dB	.01 %	0.12 dB	<p align="center">Lowest Channel</p>  <p>Complementary Cumulative Distribution Function (100000 samples) Trace 1 Mean 26.28 dBm Peak 29.18 dBm Crest 2.90 dB</p> <table border="1"> <tr><td>10 %</td><td>2.40 dB</td></tr> <tr><td>1 %</td><td>2.80 dB</td></tr> <tr><td>.1 %</td><td>2.84 dB</td></tr> <tr><td>.01 %</td><td>2.92 dB</td></tr> </table> <p>Date: 20.JAN.2017 15:44:32</p>	10 %	2.40 dB	1 %	2.80 dB	.1 %	2.84 dB	.01 %	2.92 dB
10 %	0.08 dB																
1 %	0.08 dB																
.1 %	0.12 dB																
.01 %	0.12 dB																
10 %	2.40 dB																
1 %	2.80 dB																
.1 %	2.84 dB																
.01 %	2.92 dB																
<p align="center">Middle Channel</p>  <p>Complementary Cumulative Distribution Function (100000 samples) Trace 1 Mean 32.20 dBm Peak 32.29 dBm Crest 0.09 dB</p> <table border="1"> <tr><td>10 %</td><td>0.08 dB</td></tr> <tr><td>1 %</td><td>0.12 dB</td></tr> <tr><td>.1 %</td><td>0.12 dB</td></tr> <tr><td>.01 %</td><td>0.12 dB</td></tr> </table> <p>Date: 20.JAN.2017 15:32:08</p>	10 %	0.08 dB	1 %	0.12 dB	.1 %	0.12 dB	.01 %	0.12 dB	<p align="center">Middle Channel</p>  <p>Complementary Cumulative Distribution Function (100000 samples) Trace 1 Mean 26.15 dBm Peak 29.18 dBm Crest 3.03 dB</p> <table border="1"> <tr><td>10 %</td><td>2.44 dB</td></tr> <tr><td>1 %</td><td>2.84 dB</td></tr> <tr><td>.1 %</td><td>2.96 dB</td></tr> <tr><td>.01 %</td><td>3.04 dB</td></tr> </table> <p>Date: 20.JAN.2017 15:44:53</p>	10 %	2.44 dB	1 %	2.84 dB	.1 %	2.96 dB	.01 %	3.04 dB
10 %	0.08 dB																
1 %	0.12 dB																
.1 %	0.12 dB																
.01 %	0.12 dB																
10 %	2.44 dB																
1 %	2.84 dB																
.1 %	2.96 dB																
.01 %	3.04 dB																
<p align="center">Highest Channel</p>  <p>Complementary Cumulative Distribution Function (100000 samples) Trace 1 Mean 32.17 dBm Peak 32.29 dBm Crest 0.11 dB</p> <table border="1"> <tr><td>10 %</td><td>0.08 dB</td></tr> <tr><td>1 %</td><td>0.12 dB</td></tr> <tr><td>.1 %</td><td>0.12 dB</td></tr> <tr><td>.01 %</td><td>0.12 dB</td></tr> </table> <p>Date: 20.JAN.2017 15:32:31</p>	10 %	0.08 dB	1 %	0.12 dB	.1 %	0.12 dB	.01 %	0.12 dB	<p align="center">Highest Channel</p>  <p>Complementary Cumulative Distribution Function (100000 samples) Trace 1 Mean 25.72 dBm Peak 29.04 dBm Crest 3.32 dB</p> <table border="1"> <tr><td>10 %</td><td>2.68 dB</td></tr> <tr><td>1 %</td><td>3.16 dB</td></tr> <tr><td>.1 %</td><td>3.24 dB</td></tr> <tr><td>.01 %</td><td>3.28 dB</td></tr> </table> <p>Date: 20.JAN.2017 15:45:24</p>	10 %	2.68 dB	1 %	3.16 dB	.1 %	3.24 dB	.01 %	3.28 dB
10 %	0.08 dB																
1 %	0.12 dB																
.1 %	0.12 dB																
.01 %	0.12 dB																
10 %	2.68 dB																
1 %	3.16 dB																
.1 %	3.24 dB																
.01 %	3.28 dB																



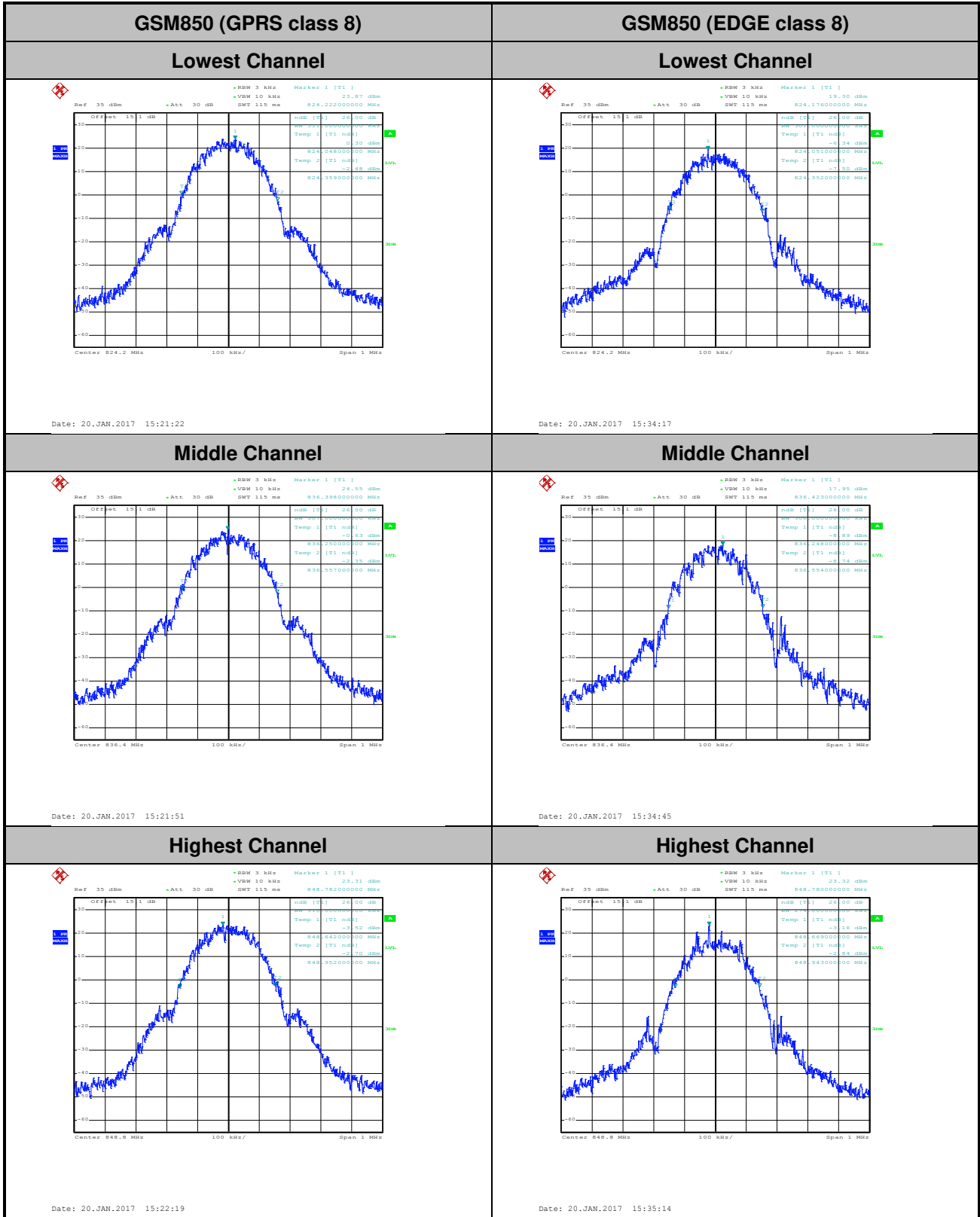
GSM1900 (GPRS class 8)	GSM1900 (EDGE class 8)																																																										
<p align="center">Lowest Channel</p>  <p>Center 1.8502 GHz 2 dB/ Mean Pwr = 28 dB</p> <p>Complementary Cumulative Distribution Function (100000 samples) Trace 1 Mean 28.16 dBm Peak 28.27 dBm Crest 0.11 dB</p> <table border="1"> <tr><td>10 %</td><td>0.08 dB</td></tr> <tr><td>1 %</td><td>0.12 dB</td></tr> <tr><td>.1 %</td><td>0.12 dB</td></tr> <tr><td>.01 %</td><td>0.12 dB</td></tr> </table> <p>Date: 20.JAN.2017 15:58:31</p>	10 %	0.08 dB	1 %	0.12 dB	.1 %	0.12 dB	.01 %	0.12 dB	<p align="center">Lowest Channel</p>  <p>Center 1.8502 GHz 2 dB/ Mean Pwr = 25 dB</p> <p>Complementary Cumulative Distribution Function (100000 samples) Trace 1 Mean 24.78 dBm Peak 27.77 dBm Crest 2.99 dB</p> <table border="1"> <tr><td>10 %</td><td>2.44 dB</td></tr> <tr><td>1 %</td><td>2.84 dB</td></tr> <tr><td>.1 %</td><td>2.92 dB</td></tr> <tr><td>.01 %</td><td>2.96 dB</td></tr> </table> <p>Date: 20.JAN.2017 16:11:27</p>	10 %	2.44 dB	1 %	2.84 dB	.1 %	2.92 dB	.01 %	2.96 dB																																										
10 %	0.08 dB																																																										
1 %	0.12 dB																																																										
.1 %	0.12 dB																																																										
.01 %	0.12 dB																																																										
10 %	2.44 dB																																																										
1 %	2.84 dB																																																										
.1 %	2.92 dB																																																										
.01 %	2.96 dB																																																										
<p align="center">Middle Channel</p>  <p>Center 1.88 GHz 2 dB/ Mean Pwr = 28 dB</p> <p>Complementary Cumulative Distribution Function (100000 samples) Trace 1 Mean 28.18 dBm Peak 28.34 dBm Crest 0.15 dB</p> <table border="1"> <tr><td>10 %</td><td>0.08 dB</td></tr> <tr><td>1 %</td><td>0.12 dB</td></tr> <tr><td>.1 %</td><td>0.12 dB</td></tr> <tr><td>.01 %</td><td>0.16 dB</td></tr> </table> <p>Date: 20.JAN.2017 15:58:51</p>	10 %	0.08 dB	1 %	0.12 dB	.1 %	0.12 dB	.01 %	0.16 dB	<p align="center">Middle Channel</p>  <p>Center 1.88 GHz 2 dB/ Mean Pwr = 28 dB</p> <p>Complementary Cumulative Distribution Function (100000 samples) Trace 1 Mean 24.72 dBm Peak 27.77 dBm Crest 3.05 dB</p> <table border="1"> <tr><td>10 %</td><td>2.48 dB</td></tr> <tr><td>1 %</td><td>2.88 dB</td></tr> <tr><td>.1 %</td><td>3.00 dB</td></tr> <tr><td>.01 %</td><td>3.04 dB</td></tr> </table> <p>Date: 20.JAN.2017 16:12:16</p>	10 %	2.48 dB	1 %	2.88 dB	.1 %	3.00 dB	.01 %	3.04 dB																																										
10 %	0.08 dB																																																										
1 %	0.12 dB																																																										
.1 %	0.12 dB																																																										
.01 %	0.16 dB																																																										
10 %	2.48 dB																																																										
1 %	2.88 dB																																																										
.1 %	3.00 dB																																																										
.01 %	3.04 dB																																																										
<p align="center">Highest Channel</p>  <p>Center 1.9098 GHz 2 dB/ Mean Pwr = 28 dB</p> <p>Complementary Cumulative Distribution Function (100000 samples) Trace 1 Mean 27.71 dBm Peak 27.84 dBm Crest 0.13 dB</p> <table border="1"> <tr><td>10 %</td><td>0.08 dB</td></tr> <tr><td>1 %</td><td>0.16 dB</td></tr> <tr><td>.1 %</td><td>0.16 dB</td></tr> <tr><td>.01 %</td><td>0.16 dB</td></tr> </table> <p>Date: 20.JAN.2017 15:59:16</p>	10 %	0.08 dB	1 %	0.16 dB	.1 %	0.16 dB	.01 %	0.16 dB	<p align="center">Highest Channel</p>  <p>Center 1.907 GHz 2 dB/ Mean Pwr = 28 dB</p> <p>Complementary Cumulative Distribution Function (100000 samples) Trace 1 Mean 24.72 dBm Peak 27.77 dBm Crest 3.05 dB</p> <table border="1"> <tr><td>10 %</td><td>2.48 dB</td></tr> <tr><td>1 %</td><td>2.88 dB</td></tr> <tr><td>.1 %</td><td>3.00 dB</td></tr> <tr><td>.01 %</td><td>3.04 dB</td></tr> </table> <table border="1"> <thead> <tr> <th>Start [Hz]</th> <th>Stop [Hz]</th> <th>RBW [Hz]</th> <th>Freq [MHz]</th> <th>PwrAbs [dBm]</th> <th>Limit [dB]</th> </tr> </thead> <tbody> <tr><td>38.0000 M</td><td>1.0000 G</td><td>1.000 M</td><td>929.075000 M</td><td>+42.00</td><td>-29.92</td></tr> <tr><td>1.0000 G</td><td>1.8450 G</td><td>1.000 M</td><td>1.188012 G</td><td>-42.11</td><td>-29.11</td></tr> <tr><td>1.8450 G</td><td>3.0000 G</td><td>1.000 M</td><td>2.987522 G</td><td>-39.85</td><td>-26.85</td></tr> <tr><td>3.0000 G</td><td>7.0000 G</td><td>1.000 M</td><td>3.027000 G</td><td>-38.54</td><td>-25.54</td></tr> <tr><td>7.0000 G</td><td>13.6000 G</td><td>1.000 M</td><td>10.222450 G</td><td>-35.49</td><td>-22.49</td></tr> <tr><td>13.6000 G</td><td>19.1000 G</td><td>1.000 M</td><td>15.320913 G</td><td>-26.91</td><td>-13.91</td></tr> </tbody> </table> <p>Date: 20.JAN.2017 16:13:31</p>	10 %	2.48 dB	1 %	2.88 dB	.1 %	3.00 dB	.01 %	3.04 dB	Start [Hz]	Stop [Hz]	RBW [Hz]	Freq [MHz]	PwrAbs [dBm]	Limit [dB]	38.0000 M	1.0000 G	1.000 M	929.075000 M	+42.00	-29.92	1.0000 G	1.8450 G	1.000 M	1.188012 G	-42.11	-29.11	1.8450 G	3.0000 G	1.000 M	2.987522 G	-39.85	-26.85	3.0000 G	7.0000 G	1.000 M	3.027000 G	-38.54	-25.54	7.0000 G	13.6000 G	1.000 M	10.222450 G	-35.49	-22.49	13.6000 G	19.1000 G	1.000 M	15.320913 G	-26.91	-13.91
10 %	0.08 dB																																																										
1 %	0.16 dB																																																										
.1 %	0.16 dB																																																										
.01 %	0.16 dB																																																										
10 %	2.48 dB																																																										
1 %	2.88 dB																																																										
.1 %	3.00 dB																																																										
.01 %	3.04 dB																																																										
Start [Hz]	Stop [Hz]	RBW [Hz]	Freq [MHz]	PwrAbs [dBm]	Limit [dB]																																																						
38.0000 M	1.0000 G	1.000 M	929.075000 M	+42.00	-29.92																																																						
1.0000 G	1.8450 G	1.000 M	1.188012 G	-42.11	-29.11																																																						
1.8450 G	3.0000 G	1.000 M	2.987522 G	-39.85	-26.85																																																						
3.0000 G	7.0000 G	1.000 M	3.027000 G	-38.54	-25.54																																																						
7.0000 G	13.6000 G	1.000 M	10.222450 G	-35.49	-22.49																																																						
13.6000 G	19.1000 G	1.000 M	15.320913 G	-26.91	-13.91																																																						

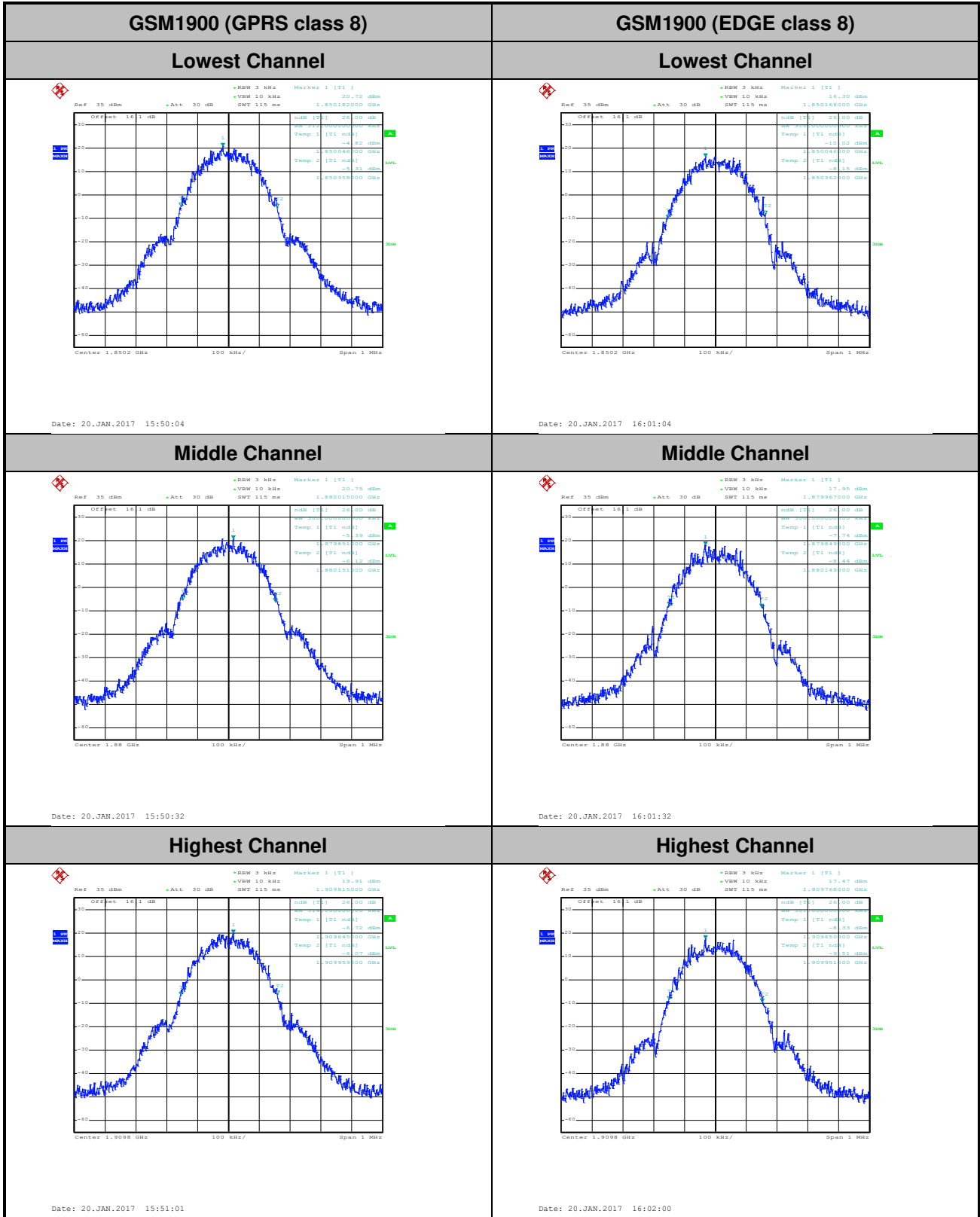


26dB Bandwidth

Mode	GSM850	
Mod.	GPRS class 8	EDGE class 8
Lowest CH	0.311	0.301
Middle CH	0.307	0.306
Highest CH	0.310	0.274

Mode	GSM1900	
Mod.	GPRS class 8	EDGE class 8
Lowest CH	0.312	0.316
Middle CH	0.300	0.300
Highest CH	0.314	0.301



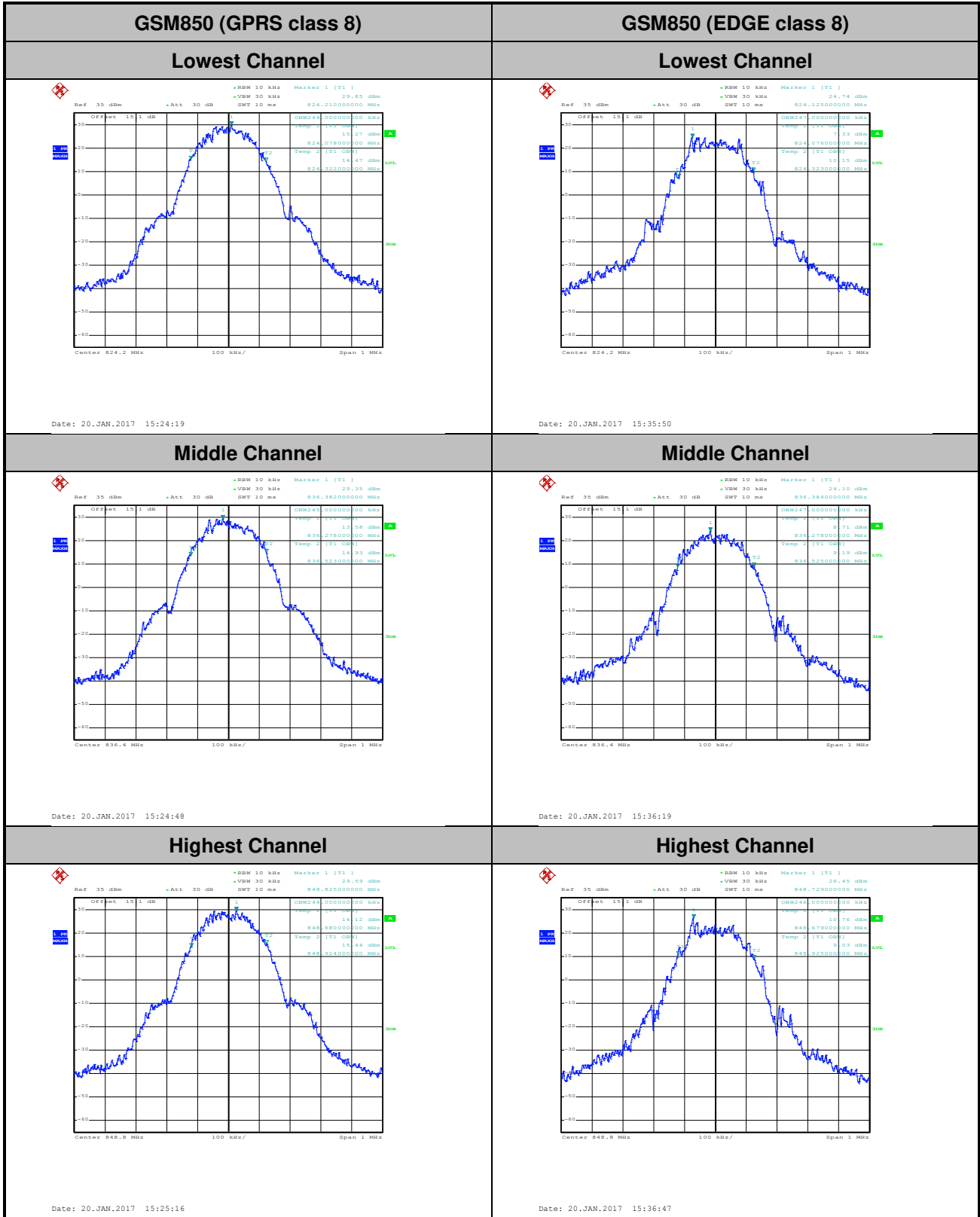


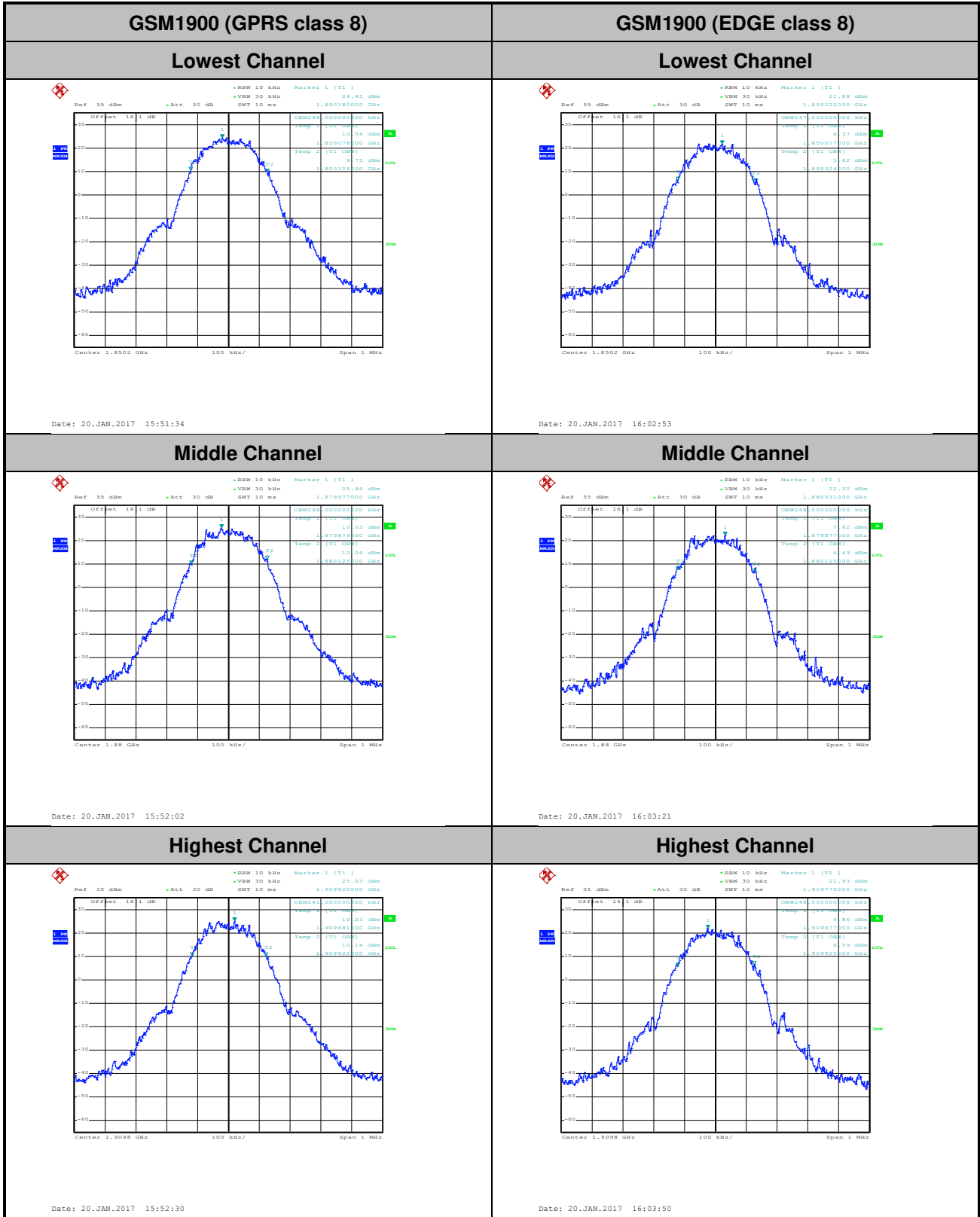


Occupied Bandwidth

Mode	GSM850	
Mod.	GPRS class 8	EDGE class 8
Lowest CH	0.244	0.247
Middle CH	0.245	0.247
Highest CH	0.244	0.246

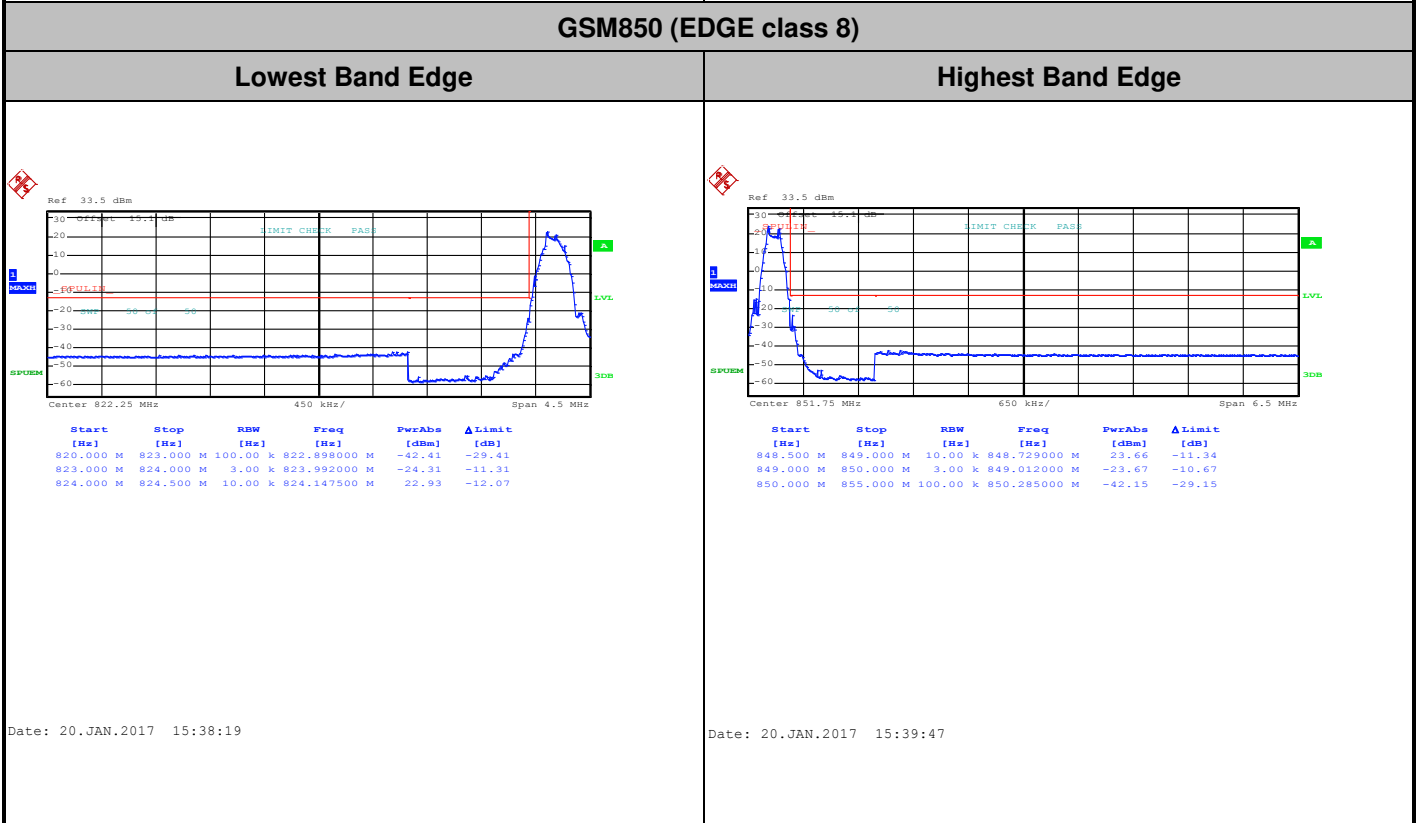
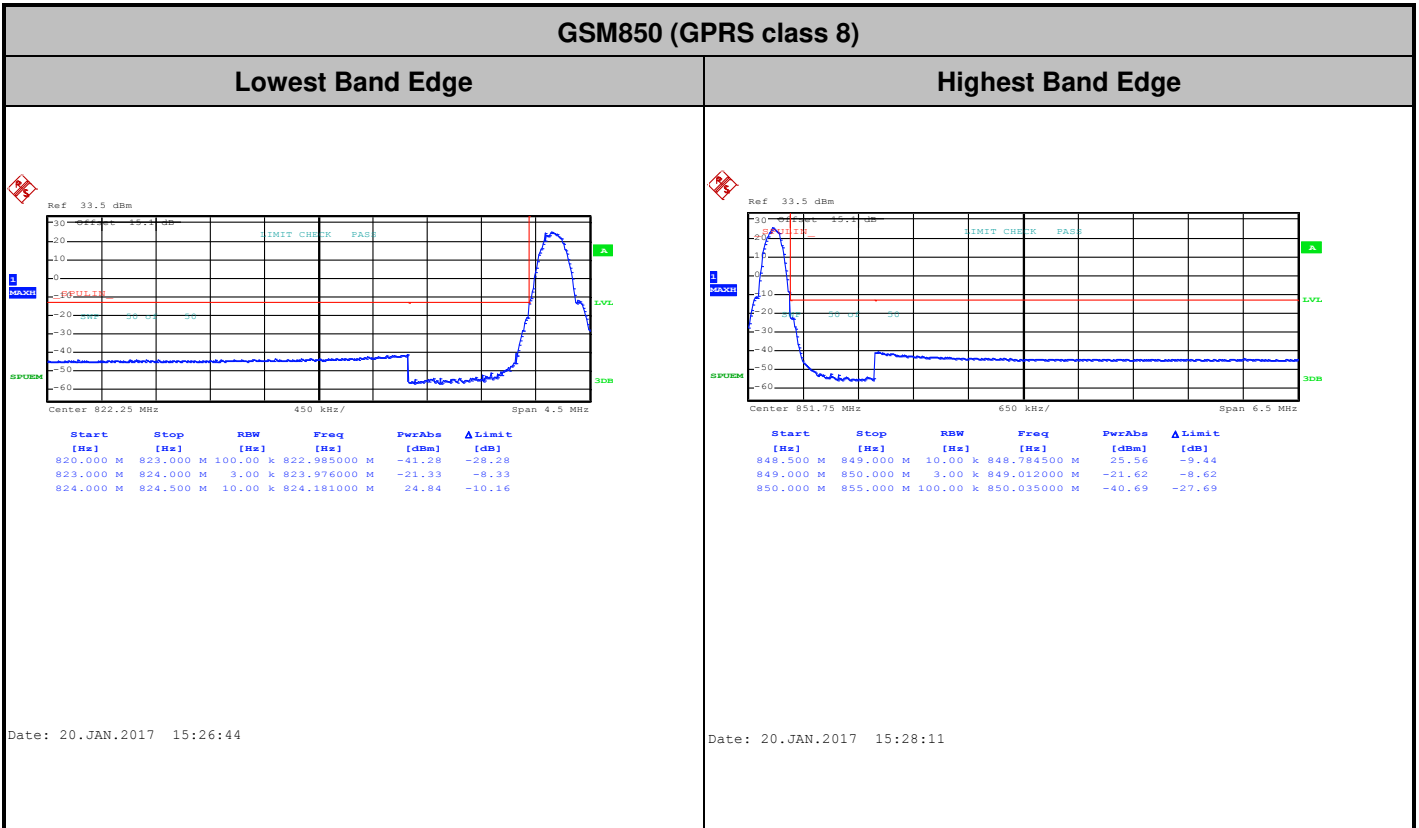
Mode	GSM1900	
Mod.	GPRS class 8	EDGE class 8
Lowest CH	0.248	0.247
Middle CH	0.246	0.248
Highest CH	0.241	0.248







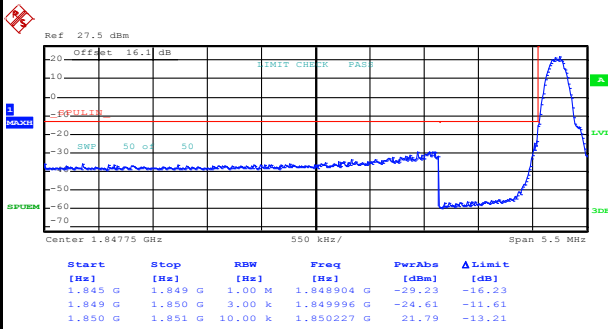
Conducted Band Edge





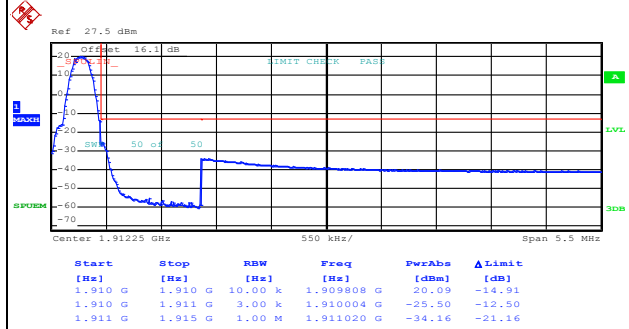
GSM1900 (GPRS class 8)

Lowest Band Edge



Date: 20.JAN.2017 15:53:59

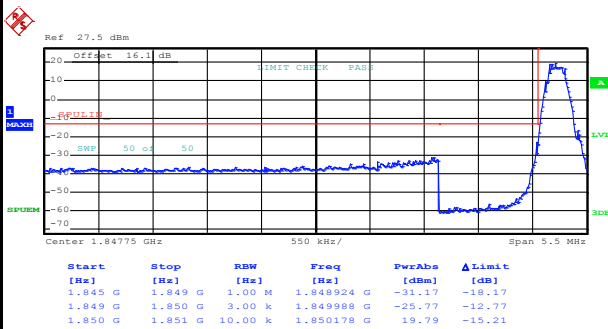
Highest Band Edge



Date: 20.JAN.2017 15:55:26

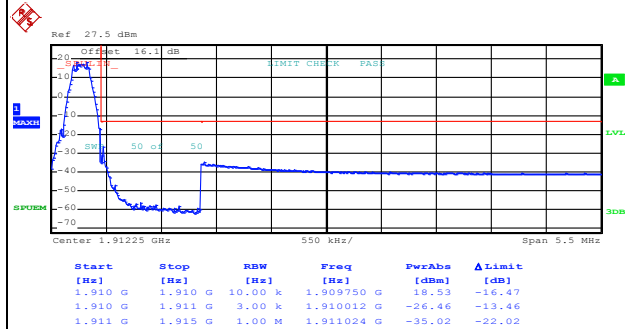
GSM1900 (EDGE class 8)

Lowest Band Edge



Date: 20.JAN.2017 16:05:20

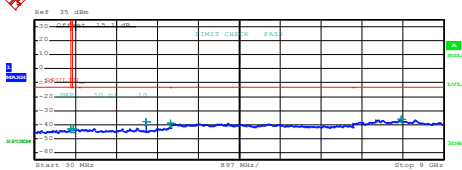
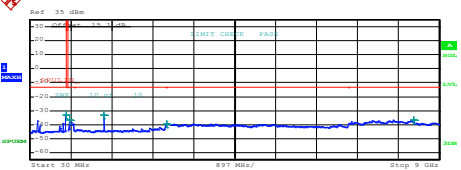
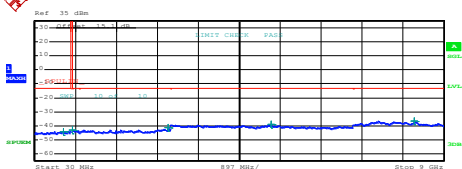
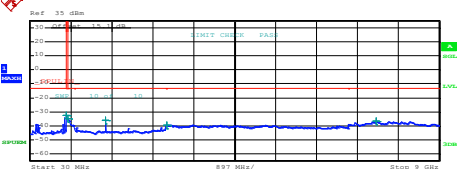
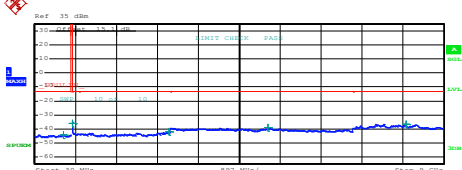
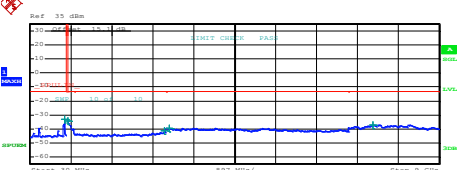
Highest Band Edge



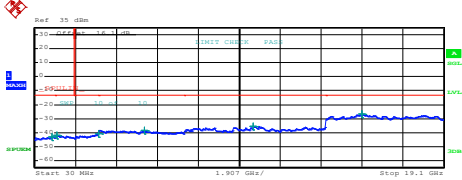
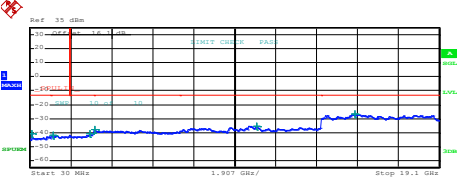
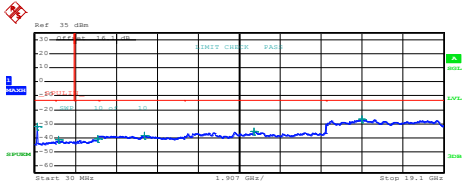
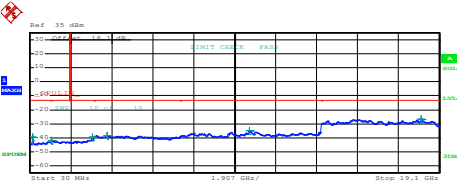
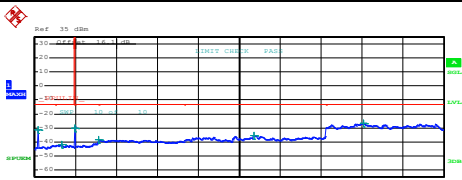
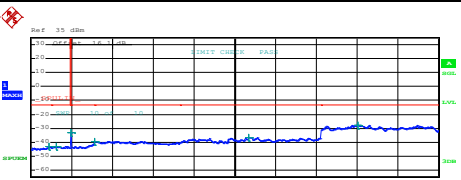
Date: 20.JAN.2017 16:06:48



Conducted Spurious Emission

GSM850 (GPRS class 8)	GSM850 (EDGE class 8)																																																																								
Lowest Channel	Lowest Channel																																																																								
 <table border="1" data-bbox="239 660 654 739"> <thead> <tr> <th>Start [Hz]</th> <th>Stop [Hz]</th> <th>RBW [Hz]</th> <th>Freq [Hz]</th> <th>PwrAbs [dBm]</th> <th>ΔLimit [dB]</th> </tr> </thead> <tbody> <tr> <td>30,000 M</td> <td>820,000 M</td> <td>1,000 M</td> <td>818,017500 M</td> <td>-42.99</td> <td>-29.99</td> </tr> <tr> <td>855,000 M</td> <td>1,000 G</td> <td>1,000 M</td> <td>879,650000 M</td> <td>-42.85</td> <td>-29.85</td> </tr> <tr> <td>1,000 G</td> <td>3,000 G</td> <td>1,000 M</td> <td>2,4795000 G</td> <td>-37.70</td> <td>-24.70</td> </tr> <tr> <td>3,000 G</td> <td>7,000 G</td> <td>1,000 M</td> <td>3,0110000 G</td> <td>-39.23</td> <td>-26.23</td> </tr> <tr> <td>7,000 G</td> <td>9,000 G</td> <td>1,000 M</td> <td>8,0635000 G</td> <td>-36.12</td> <td>-23.12</td> </tr> </tbody> </table> <p>Date: 20.JAN.2017 15:29:37</p>	Start [Hz]	Stop [Hz]	RBW [Hz]	Freq [Hz]	PwrAbs [dBm]	ΔLimit [dB]	30,000 M	820,000 M	1,000 M	818,017500 M	-42.99	-29.99	855,000 M	1,000 G	1,000 M	879,650000 M	-42.85	-29.85	1,000 G	3,000 G	1,000 M	2,4795000 G	-37.70	-24.70	3,000 G	7,000 G	1,000 M	3,0110000 G	-39.23	-26.23	7,000 G	9,000 G	1,000 M	8,0635000 G	-36.12	-23.12	 <table border="1" data-bbox="893 660 1308 739"> <thead> <tr> <th>Start [Hz]</th> <th>Stop [Hz]</th> <th>RBW [Hz]</th> <th>Freq [Hz]</th> <th>PwrAbs [dBm]</th> <th>ΔLimit [dB]</th> </tr> </thead> <tbody> <tr> <td>30,000 M</td> <td>820,000 M</td> <td>1,000 M</td> <td>818,017500 M</td> <td>-42.97</td> <td>-29.97</td> </tr> <tr> <td>855,000 M</td> <td>1,000 G</td> <td>1,000 M</td> <td>879,563753 M</td> <td>-36.62</td> <td>-23.62</td> </tr> <tr> <td>1,000 G</td> <td>3,000 G</td> <td>1,000 M</td> <td>1,6485000 G</td> <td>-33.21</td> <td>-20.21</td> </tr> <tr> <td>3,000 G</td> <td>7,000 G</td> <td>1,000 M</td> <td>3,0250000 G</td> <td>-39.53</td> <td>-26.53</td> </tr> <tr> <td>7,000 G</td> <td>9,000 G</td> <td>1,000 M</td> <td>8,4350000 G</td> <td>-36.85</td> <td>-23.85</td> </tr> </tbody> </table> <p>Date: 20.JAN.2017 15:40:57</p>	Start [Hz]	Stop [Hz]	RBW [Hz]	Freq [Hz]	PwrAbs [dBm]	ΔLimit [dB]	30,000 M	820,000 M	1,000 M	818,017500 M	-42.97	-29.97	855,000 M	1,000 G	1,000 M	879,563753 M	-36.62	-23.62	1,000 G	3,000 G	1,000 M	1,6485000 G	-33.21	-20.21	3,000 G	7,000 G	1,000 M	3,0250000 G	-39.53	-26.53	7,000 G	9,000 G	1,000 M	8,4350000 G	-36.85	-23.85
Start [Hz]	Stop [Hz]	RBW [Hz]	Freq [Hz]	PwrAbs [dBm]	ΔLimit [dB]																																																																				
30,000 M	820,000 M	1,000 M	818,017500 M	-42.99	-29.99																																																																				
855,000 M	1,000 G	1,000 M	879,650000 M	-42.85	-29.85																																																																				
1,000 G	3,000 G	1,000 M	2,4795000 G	-37.70	-24.70																																																																				
3,000 G	7,000 G	1,000 M	3,0110000 G	-39.23	-26.23																																																																				
7,000 G	9,000 G	1,000 M	8,0635000 G	-36.12	-23.12																																																																				
Start [Hz]	Stop [Hz]	RBW [Hz]	Freq [Hz]	PwrAbs [dBm]	ΔLimit [dB]																																																																				
30,000 M	820,000 M	1,000 M	818,017500 M	-42.97	-29.97																																																																				
855,000 M	1,000 G	1,000 M	879,563753 M	-36.62	-23.62																																																																				
1,000 G	3,000 G	1,000 M	1,6485000 G	-33.21	-20.21																																																																				
3,000 G	7,000 G	1,000 M	3,0250000 G	-39.53	-26.53																																																																				
7,000 G	9,000 G	1,000 M	8,4350000 G	-36.85	-23.85																																																																				
Middle Channel	Middle Channel																																																																								
 <table border="1" data-bbox="239 1178 654 1256"> <thead> <tr> <th>Start [Hz]</th> <th>Stop [Hz]</th> <th>RBW [Hz]</th> <th>Freq [Hz]</th> <th>PwrAbs [dBm]</th> <th>ΔLimit [dB]</th> </tr> </thead> <tbody> <tr> <td>30,000 M</td> <td>820,000 M</td> <td>1,000 M</td> <td>853,705000 M</td> <td>-44.16</td> <td>-31.16</td> </tr> <tr> <td>855,000 M</td> <td>1,000 G</td> <td>1,000 M</td> <td>859,490000 M</td> <td>-43.23</td> <td>-30.23</td> </tr> <tr> <td>1,000 G</td> <td>3,000 G</td> <td>1,000 M</td> <td>2,9600000 G</td> <td>-41.07</td> <td>-28.07</td> </tr> <tr> <td>3,000 G</td> <td>7,000 G</td> <td>1,000 M</td> <td>5,2080000 G</td> <td>-39.15</td> <td>-26.15</td> </tr> <tr> <td>7,000 G</td> <td>9,000 G</td> <td>1,000 M</td> <td>8,3335000 G</td> <td>-36.91</td> <td>-23.91</td> </tr> </tbody> </table> <p>Date: 20.JAN.2017 15:30:22</p>	Start [Hz]	Stop [Hz]	RBW [Hz]	Freq [Hz]	PwrAbs [dBm]	ΔLimit [dB]	30,000 M	820,000 M	1,000 M	853,705000 M	-44.16	-31.16	855,000 M	1,000 G	1,000 M	859,490000 M	-43.23	-30.23	1,000 G	3,000 G	1,000 M	2,9600000 G	-41.07	-28.07	3,000 G	7,000 G	1,000 M	5,2080000 G	-39.15	-26.15	7,000 G	9,000 G	1,000 M	8,3335000 G	-36.91	-23.91	 <table border="1" data-bbox="893 1178 1308 1256"> <thead> <tr> <th>Start [Hz]</th> <th>Stop [Hz]</th> <th>RBW [Hz]</th> <th>Freq [Hz]</th> <th>PwrAbs [dBm]</th> <th>ΔLimit [dB]</th> </tr> </thead> <tbody> <tr> <td>30,000 M</td> <td>820,000 M</td> <td>1,000 M</td> <td>818,222500 M</td> <td>-32.42</td> <td>-19.42</td> </tr> <tr> <td>855,000 M</td> <td>1,000 G</td> <td>1,000 M</td> <td>856,330000 M</td> <td>-34.66</td> <td>-21.66</td> </tr> <tr> <td>1,000 G</td> <td>3,000 G</td> <td>1,000 M</td> <td>1,6725000 G</td> <td>-35.99</td> <td>-22.99</td> </tr> <tr> <td>3,000 G</td> <td>7,000 G</td> <td>1,000 M</td> <td>3,0240000 G</td> <td>-39.42</td> <td>-26.42</td> </tr> <tr> <td>7,000 G</td> <td>9,000 G</td> <td>1,000 M</td> <td>7,6260000 G</td> <td>-36.51</td> <td>-23.51</td> </tr> </tbody> </table> <p>Date: 20.JAN.2017 15:41:43</p>	Start [Hz]	Stop [Hz]	RBW [Hz]	Freq [Hz]	PwrAbs [dBm]	ΔLimit [dB]	30,000 M	820,000 M	1,000 M	818,222500 M	-32.42	-19.42	855,000 M	1,000 G	1,000 M	856,330000 M	-34.66	-21.66	1,000 G	3,000 G	1,000 M	1,6725000 G	-35.99	-22.99	3,000 G	7,000 G	1,000 M	3,0240000 G	-39.42	-26.42	7,000 G	9,000 G	1,000 M	7,6260000 G	-36.51	-23.51
Start [Hz]	Stop [Hz]	RBW [Hz]	Freq [Hz]	PwrAbs [dBm]	ΔLimit [dB]																																																																				
30,000 M	820,000 M	1,000 M	853,705000 M	-44.16	-31.16																																																																				
855,000 M	1,000 G	1,000 M	859,490000 M	-43.23	-30.23																																																																				
1,000 G	3,000 G	1,000 M	2,9600000 G	-41.07	-28.07																																																																				
3,000 G	7,000 G	1,000 M	5,2080000 G	-39.15	-26.15																																																																				
7,000 G	9,000 G	1,000 M	8,3335000 G	-36.91	-23.91																																																																				
Start [Hz]	Stop [Hz]	RBW [Hz]	Freq [Hz]	PwrAbs [dBm]	ΔLimit [dB]																																																																				
30,000 M	820,000 M	1,000 M	818,222500 M	-32.42	-19.42																																																																				
855,000 M	1,000 G	1,000 M	856,330000 M	-34.66	-21.66																																																																				
1,000 G	3,000 G	1,000 M	1,6725000 G	-35.99	-22.99																																																																				
3,000 G	7,000 G	1,000 M	3,0240000 G	-39.42	-26.42																																																																				
7,000 G	9,000 G	1,000 M	7,6260000 G	-36.51	-23.51																																																																				
Highest Channel	Highest Channel																																																																								
 <table border="1" data-bbox="239 1695 654 1774"> <thead> <tr> <th>Start [Hz]</th> <th>Stop [Hz]</th> <th>RBW [Hz]</th> <th>Freq [Hz]</th> <th>PwrAbs [dBm]</th> <th>ΔLimit [dB]</th> </tr> </thead> <tbody> <tr> <td>30,000 M</td> <td>820,000 M</td> <td>1,000 M</td> <td>653,705000 M</td> <td>-44.23</td> <td>-31.23</td> </tr> <tr> <td>855,000 M</td> <td>1,000 G</td> <td>1,000 M</td> <td>855,036250 M</td> <td>-35.76</td> <td>-22.76</td> </tr> <tr> <td>1,000 G</td> <td>3,000 G</td> <td>1,000 M</td> <td>2,9720000 G</td> <td>-42.84</td> <td>-28.84</td> </tr> <tr> <td>3,000 G</td> <td>7,000 G</td> <td>1,000 M</td> <td>5,1360000 G</td> <td>-39.10</td> <td>-26.10</td> </tr> <tr> <td>7,000 G</td> <td>9,000 G</td> <td>1,000 M</td> <td>8,1750000 G</td> <td>-36.81</td> <td>-23.81</td> </tr> </tbody> </table> <p>Date: 20.JAN.2017 15:31:08</p>	Start [Hz]	Stop [Hz]	RBW [Hz]	Freq [Hz]	PwrAbs [dBm]	ΔLimit [dB]	30,000 M	820,000 M	1,000 M	653,705000 M	-44.23	-31.23	855,000 M	1,000 G	1,000 M	855,036250 M	-35.76	-22.76	1,000 G	3,000 G	1,000 M	2,9720000 G	-42.84	-28.84	3,000 G	7,000 G	1,000 M	5,1360000 G	-39.10	-26.10	7,000 G	9,000 G	1,000 M	8,1750000 G	-36.81	-23.81	 <table border="1" data-bbox="893 1695 1308 1774"> <thead> <tr> <th>Start [Hz]</th> <th>Stop [Hz]</th> <th>RBW [Hz]</th> <th>Freq [Hz]</th> <th>PwrAbs [dBm]</th> <th>ΔLimit [dB]</th> </tr> </thead> <tbody> <tr> <td>30,000 M</td> <td>820,000 M</td> <td>1,000 M</td> <td>777,340000 M</td> <td>-31.40</td> <td>-18.40</td> </tr> <tr> <td>855,000 M</td> <td>1,000 G</td> <td>1,000 M</td> <td>863,192503 M</td> <td>-34.10</td> <td>-21.10</td> </tr> <tr> <td>1,000 G</td> <td>3,000 G</td> <td>1,000 M</td> <td>2,9745000 G</td> <td>-41.39</td> <td>-28.39</td> </tr> <tr> <td>3,000 G</td> <td>7,000 G</td> <td>1,000 M</td> <td>3,0780000 G</td> <td>-39.40</td> <td>-26.40</td> </tr> <tr> <td>7,000 G</td> <td>9,000 G</td> <td>1,000 M</td> <td>7,5465000 G</td> <td>-36.99</td> <td>-23.99</td> </tr> </tbody> </table> <p>Date: 20.JAN.2017 15:42:29</p>	Start [Hz]	Stop [Hz]	RBW [Hz]	Freq [Hz]	PwrAbs [dBm]	ΔLimit [dB]	30,000 M	820,000 M	1,000 M	777,340000 M	-31.40	-18.40	855,000 M	1,000 G	1,000 M	863,192503 M	-34.10	-21.10	1,000 G	3,000 G	1,000 M	2,9745000 G	-41.39	-28.39	3,000 G	7,000 G	1,000 M	3,0780000 G	-39.40	-26.40	7,000 G	9,000 G	1,000 M	7,5465000 G	-36.99	-23.99
Start [Hz]	Stop [Hz]	RBW [Hz]	Freq [Hz]	PwrAbs [dBm]	ΔLimit [dB]																																																																				
30,000 M	820,000 M	1,000 M	653,705000 M	-44.23	-31.23																																																																				
855,000 M	1,000 G	1,000 M	855,036250 M	-35.76	-22.76																																																																				
1,000 G	3,000 G	1,000 M	2,9720000 G	-42.84	-28.84																																																																				
3,000 G	7,000 G	1,000 M	5,1360000 G	-39.10	-26.10																																																																				
7,000 G	9,000 G	1,000 M	8,1750000 G	-36.81	-23.81																																																																				
Start [Hz]	Stop [Hz]	RBW [Hz]	Freq [Hz]	PwrAbs [dBm]	ΔLimit [dB]																																																																				
30,000 M	820,000 M	1,000 M	777,340000 M	-31.40	-18.40																																																																				
855,000 M	1,000 G	1,000 M	863,192503 M	-34.10	-21.10																																																																				
1,000 G	3,000 G	1,000 M	2,9745000 G	-41.39	-28.39																																																																				
3,000 G	7,000 G	1,000 M	3,0780000 G	-39.40	-26.40																																																																				
7,000 G	9,000 G	1,000 M	7,5465000 G	-36.99	-23.99																																																																				



GSM1900 (GPRS class 8)	GSM1900 (EDGE class 8)																																																																																				
Lowest Channel	Lowest Channel																																																																																				
 <table border="1" data-bbox="239 577 638 672"> <thead> <tr> <th>Start [Hz]</th> <th>Stop [Hz]</th> <th>RBW [Hz]</th> <th>Freq [Hz]</th> <th>PwrAve [dBm]</th> <th>ΔLimit [dB]</th> </tr> </thead> <tbody> <tr><td>30,000 M</td><td>1,000 G</td><td>1,000 M</td><td>812,002500 M</td><td>-43.14</td><td>-20.14</td></tr> <tr><td>1,000 G</td><td>1,845 G</td><td>1,000 M</td><td>1,060419 G</td><td>-41.94</td><td>-28.94</td></tr> <tr><td>1,845 G</td><td>3,000 G</td><td>1,000 M</td><td>2,192234 G</td><td>-40.90</td><td>-27.90</td></tr> <tr><td>3,000 G</td><td>7,000 G</td><td>1,000 M</td><td>5,154000 G</td><td>-38.27</td><td>-25.27</td></tr> <tr><td>7,000 G</td><td>13,600 G</td><td>1,000 M</td><td>10,208700 G</td><td>-35.58</td><td>-22.58</td></tr> <tr><td>13,600 G</td><td>19,100 G</td><td>1,000 M</td><td>15,287812 G</td><td>-26.81</td><td>-13.81</td></tr> </tbody> </table> <p>Date: 20.JAN.2017 15:56:19</p>	Start [Hz]	Stop [Hz]	RBW [Hz]	Freq [Hz]	PwrAve [dBm]	ΔLimit [dB]	30,000 M	1,000 G	1,000 M	812,002500 M	-43.14	-20.14	1,000 G	1,845 G	1,000 M	1,060419 G	-41.94	-28.94	1,845 G	3,000 G	1,000 M	2,192234 G	-40.90	-27.90	3,000 G	7,000 G	1,000 M	5,154000 G	-38.27	-25.27	7,000 G	13,600 G	1,000 M	10,208700 G	-35.58	-22.58	13,600 G	19,100 G	1,000 M	15,287812 G	-26.81	-13.81	 <table border="1" data-bbox="893 577 1292 672"> <thead> <tr> <th>Start [Hz]</th> <th>Stop [Hz]</th> <th>RBW [Hz]</th> <th>Freq [Hz]</th> <th>PwrAve [dBm]</th> <th>ΔLimit [dB]</th> </tr> </thead> <tbody> <tr><td>30,000 M</td><td>1,000 G</td><td>1,000 M</td><td>112,207500 M</td><td>-43.50</td><td>-27.50</td></tr> <tr><td>1,000 G</td><td>1,845 G</td><td>1,000 M</td><td>1,088514 G</td><td>-41.74</td><td>-28.74</td></tr> <tr><td>1,845 G</td><td>3,000 G</td><td>1,000 M</td><td>2,800004 G</td><td>-40.88</td><td>-27.88</td></tr> <tr><td>3,000 G</td><td>7,000 G</td><td>1,000 M</td><td>3,030000 G</td><td>-38.06</td><td>-25.06</td></tr> <tr><td>7,000 G</td><td>13,600 G</td><td>1,000 M</td><td>10,587300 G</td><td>-35.52</td><td>-22.52</td></tr> <tr><td>13,600 G</td><td>19,100 G</td><td>1,000 M</td><td>15,100563 G</td><td>-26.88</td><td>-13.88</td></tr> </tbody> </table> <p>Date: 20.JAN.2017 16:07:42</p>	Start [Hz]	Stop [Hz]	RBW [Hz]	Freq [Hz]	PwrAve [dBm]	ΔLimit [dB]	30,000 M	1,000 G	1,000 M	112,207500 M	-43.50	-27.50	1,000 G	1,845 G	1,000 M	1,088514 G	-41.74	-28.74	1,845 G	3,000 G	1,000 M	2,800004 G	-40.88	-27.88	3,000 G	7,000 G	1,000 M	3,030000 G	-38.06	-25.06	7,000 G	13,600 G	1,000 M	10,587300 G	-35.52	-22.52	13,600 G	19,100 G	1,000 M	15,100563 G	-26.88	-13.88
Start [Hz]	Stop [Hz]	RBW [Hz]	Freq [Hz]	PwrAve [dBm]	ΔLimit [dB]																																																																																
30,000 M	1,000 G	1,000 M	812,002500 M	-43.14	-20.14																																																																																
1,000 G	1,845 G	1,000 M	1,060419 G	-41.94	-28.94																																																																																
1,845 G	3,000 G	1,000 M	2,192234 G	-40.90	-27.90																																																																																
3,000 G	7,000 G	1,000 M	5,154000 G	-38.27	-25.27																																																																																
7,000 G	13,600 G	1,000 M	10,208700 G	-35.58	-22.58																																																																																
13,600 G	19,100 G	1,000 M	15,287812 G	-26.81	-13.81																																																																																
Start [Hz]	Stop [Hz]	RBW [Hz]	Freq [Hz]	PwrAve [dBm]	ΔLimit [dB]																																																																																
30,000 M	1,000 G	1,000 M	112,207500 M	-43.50	-27.50																																																																																
1,000 G	1,845 G	1,000 M	1,088514 G	-41.74	-28.74																																																																																
1,845 G	3,000 G	1,000 M	2,800004 G	-40.88	-27.88																																																																																
3,000 G	7,000 G	1,000 M	3,030000 G	-38.06	-25.06																																																																																
7,000 G	13,600 G	1,000 M	10,587300 G	-35.52	-22.52																																																																																
13,600 G	19,100 G	1,000 M	15,100563 G	-26.88	-13.88																																																																																
Middle Channel	Middle Channel																																																																																				
 <table border="1" data-bbox="239 1093 638 1187"> <thead> <tr> <th>Start [Hz]</th> <th>Stop [Hz]</th> <th>RBW [Hz]</th> <th>Freq [Hz]</th> <th>PwrAve [dBm]</th> <th>ΔLimit [dB]</th> </tr> </thead> <tbody> <tr><td>30,000 M</td><td>1,000 G</td><td>1,000 M</td><td>141,792500 M</td><td>-31.92</td><td>-18.92</td></tr> <tr><td>1,000 G</td><td>3,845 G</td><td>1,000 M</td><td>1,132300 G</td><td>-41.51</td><td>-28.51</td></tr> <tr><td>1,815 G</td><td>3,000 G</td><td>1,000 M</td><td>2,985081 G</td><td>-40.96</td><td>-27.96</td></tr> <tr><td>3,000 G</td><td>7,000 G</td><td>1,000 M</td><td>5,159000 G</td><td>-38.63</td><td>-25.63</td></tr> <tr><td>7,000 G</td><td>13,600 G</td><td>1,000 M</td><td>10,238325 G</td><td>-35.64</td><td>-22.64</td></tr> <tr><td>13,600 G</td><td>19,100 G</td><td>1,000 M</td><td>15,303625 G</td><td>-26.86</td><td>-13.86</td></tr> </tbody> </table> <p>Date: 20.JAN.2017 15:57:05</p>	Start [Hz]	Stop [Hz]	RBW [Hz]	Freq [Hz]	PwrAve [dBm]	ΔLimit [dB]	30,000 M	1,000 G	1,000 M	141,792500 M	-31.92	-18.92	1,000 G	3,845 G	1,000 M	1,132300 G	-41.51	-28.51	1,815 G	3,000 G	1,000 M	2,985081 G	-40.96	-27.96	3,000 G	7,000 G	1,000 M	5,159000 G	-38.63	-25.63	7,000 G	13,600 G	1,000 M	10,238325 G	-35.64	-22.64	13,600 G	19,100 G	1,000 M	15,303625 G	-26.86	-13.86	 <table border="1" data-bbox="893 1093 1292 1187"> <thead> <tr> <th>Start [Hz]</th> <th>Stop [Hz]</th> <th>RBW [Hz]</th> <th>Freq [Hz]</th> <th>PwrAve [dBm]</th> <th>ΔLimit [dB]</th> </tr> </thead> <tbody> <tr><td>30,000 M</td><td>1,000 G</td><td>1,000 M</td><td>141,550000 M</td><td>-35.54</td><td>-26.54</td></tr> <tr><td>1,000 G</td><td>3,845 G</td><td>1,000 M</td><td>1,028756 G</td><td>-42.13</td><td>-29.13</td></tr> <tr><td>1,915 G</td><td>3,000 G</td><td>1,000 M</td><td>2,926783 G</td><td>-39.41</td><td>-26.41</td></tr> <tr><td>3,000 G</td><td>7,000 G</td><td>1,000 M</td><td>3,610000 G</td><td>-38.28</td><td>-25.28</td></tr> <tr><td>7,000 G</td><td>13,600 G</td><td>1,000 M</td><td>10,237900 G</td><td>-35.05</td><td>-22.05</td></tr> <tr><td>13,600 G</td><td>19,100 G</td><td>1,000 M</td><td>18,251625 G</td><td>-26.93</td><td>-13.93</td></tr> </tbody> </table> <p>Date: 20.JAN.2017 16:08:28</p>	Start [Hz]	Stop [Hz]	RBW [Hz]	Freq [Hz]	PwrAve [dBm]	ΔLimit [dB]	30,000 M	1,000 G	1,000 M	141,550000 M	-35.54	-26.54	1,000 G	3,845 G	1,000 M	1,028756 G	-42.13	-29.13	1,915 G	3,000 G	1,000 M	2,926783 G	-39.41	-26.41	3,000 G	7,000 G	1,000 M	3,610000 G	-38.28	-25.28	7,000 G	13,600 G	1,000 M	10,237900 G	-35.05	-22.05	13,600 G	19,100 G	1,000 M	18,251625 G	-26.93	-13.93
Start [Hz]	Stop [Hz]	RBW [Hz]	Freq [Hz]	PwrAve [dBm]	ΔLimit [dB]																																																																																
30,000 M	1,000 G	1,000 M	141,792500 M	-31.92	-18.92																																																																																
1,000 G	3,845 G	1,000 M	1,132300 G	-41.51	-28.51																																																																																
1,815 G	3,000 G	1,000 M	2,985081 G	-40.96	-27.96																																																																																
3,000 G	7,000 G	1,000 M	5,159000 G	-38.63	-25.63																																																																																
7,000 G	13,600 G	1,000 M	10,238325 G	-35.64	-22.64																																																																																
13,600 G	19,100 G	1,000 M	15,303625 G	-26.86	-13.86																																																																																
Start [Hz]	Stop [Hz]	RBW [Hz]	Freq [Hz]	PwrAve [dBm]	ΔLimit [dB]																																																																																
30,000 M	1,000 G	1,000 M	141,550000 M	-35.54	-26.54																																																																																
1,000 G	3,845 G	1,000 M	1,028756 G	-42.13	-29.13																																																																																
1,915 G	3,000 G	1,000 M	2,926783 G	-39.41	-26.41																																																																																
3,000 G	7,000 G	1,000 M	3,610000 G	-38.28	-25.28																																																																																
7,000 G	13,600 G	1,000 M	10,237900 G	-35.05	-22.05																																																																																
13,600 G	19,100 G	1,000 M	18,251625 G	-26.93	-13.93																																																																																
Highest Channel	Highest Channel																																																																																				
 <table border="1" data-bbox="239 1608 638 1702"> <thead> <tr> <th>Start [Hz]</th> <th>Stop [Hz]</th> <th>RBW [Hz]</th> <th>Freq [Hz]</th> <th>PwrAve [dBm]</th> <th>ΔLimit [dB]</th> </tr> </thead> <tbody> <tr><td>30,000 M</td><td>1,000 G</td><td>1,000 M</td><td>171,600000 M</td><td>-31.20</td><td>-18.20</td></tr> <tr><td>1,000 G</td><td>1,845 G</td><td>1,000 M</td><td>1,269978 G</td><td>-41.78</td><td>-28.78</td></tr> <tr><td>1,815 G</td><td>3,000 G</td><td>1,000 M</td><td>1,932071 G</td><td>-30.49</td><td>-17.49</td></tr> <tr><td>3,000 G</td><td>7,000 G</td><td>1,000 M</td><td>3,010000 G</td><td>-38.37</td><td>-25.37</td></tr> <tr><td>7,000 G</td><td>13,600 G</td><td>1,000 M</td><td>10,258750 G</td><td>-35.70</td><td>-22.70</td></tr> <tr><td>13,600 G</td><td>19,100 G</td><td>1,000 M</td><td>15,307000 G</td><td>-26.93</td><td>-13.93</td></tr> </tbody> </table> <p>Date: 20.JAN.2017 15:57:51</p>	Start [Hz]	Stop [Hz]	RBW [Hz]	Freq [Hz]	PwrAve [dBm]	ΔLimit [dB]	30,000 M	1,000 G	1,000 M	171,600000 M	-31.20	-18.20	1,000 G	1,845 G	1,000 M	1,269978 G	-41.78	-28.78	1,815 G	3,000 G	1,000 M	1,932071 G	-30.49	-17.49	3,000 G	7,000 G	1,000 M	3,010000 G	-38.37	-25.37	7,000 G	13,600 G	1,000 M	10,258750 G	-35.70	-22.70	13,600 G	19,100 G	1,000 M	15,307000 G	-26.93	-13.93	 <table border="1" data-bbox="893 1608 1292 1702"> <thead> <tr> <th>Start [Hz]</th> <th>Stop [Hz]</th> <th>RBW [Hz]</th> <th>Freq [Hz]</th> <th>PwrAve [dBm]</th> <th>ΔLimit [dB]</th> </tr> </thead> <tbody> <tr><td>30,000 M</td><td>1,000 G</td><td>1,000 M</td><td>851,825000 M</td><td>-41.00</td><td>-30.00</td></tr> <tr><td>1,000 G</td><td>1,845 G</td><td>1,000 M</td><td>1,209349 G</td><td>-42.91</td><td>-29.91</td></tr> <tr><td>1,815 G</td><td>3,000 G</td><td>1,000 M</td><td>1,932071 G</td><td>-33.24</td><td>-20.24</td></tr> <tr><td>3,000 G</td><td>7,000 G</td><td>1,000 M</td><td>3,000000 G</td><td>-39.30</td><td>-26.30</td></tr> <tr><td>7,000 G</td><td>13,600 G</td><td>1,000 M</td><td>10,217500 G</td><td>-36.35</td><td>-23.35</td></tr> <tr><td>13,600 G</td><td>19,100 G</td><td>1,000 M</td><td>15,307000 G</td><td>-27.61</td><td>-14.61</td></tr> </tbody> </table> <p>Date: 23.JAN.2017 10:02:44</p>	Start [Hz]	Stop [Hz]	RBW [Hz]	Freq [Hz]	PwrAve [dBm]	ΔLimit [dB]	30,000 M	1,000 G	1,000 M	851,825000 M	-41.00	-30.00	1,000 G	1,845 G	1,000 M	1,209349 G	-42.91	-29.91	1,815 G	3,000 G	1,000 M	1,932071 G	-33.24	-20.24	3,000 G	7,000 G	1,000 M	3,000000 G	-39.30	-26.30	7,000 G	13,600 G	1,000 M	10,217500 G	-36.35	-23.35	13,600 G	19,100 G	1,000 M	15,307000 G	-27.61	-14.61
Start [Hz]	Stop [Hz]	RBW [Hz]	Freq [Hz]	PwrAve [dBm]	ΔLimit [dB]																																																																																
30,000 M	1,000 G	1,000 M	171,600000 M	-31.20	-18.20																																																																																
1,000 G	1,845 G	1,000 M	1,269978 G	-41.78	-28.78																																																																																
1,815 G	3,000 G	1,000 M	1,932071 G	-30.49	-17.49																																																																																
3,000 G	7,000 G	1,000 M	3,010000 G	-38.37	-25.37																																																																																
7,000 G	13,600 G	1,000 M	10,258750 G	-35.70	-22.70																																																																																
13,600 G	19,100 G	1,000 M	15,307000 G	-26.93	-13.93																																																																																
Start [Hz]	Stop [Hz]	RBW [Hz]	Freq [Hz]	PwrAve [dBm]	ΔLimit [dB]																																																																																
30,000 M	1,000 G	1,000 M	851,825000 M	-41.00	-30.00																																																																																
1,000 G	1,845 G	1,000 M	1,209349 G	-42.91	-29.91																																																																																
1,815 G	3,000 G	1,000 M	1,932071 G	-33.24	-20.24																																																																																
3,000 G	7,000 G	1,000 M	3,000000 G	-39.30	-26.30																																																																																
7,000 G	13,600 G	1,000 M	10,217500 G	-36.35	-23.35																																																																																
13,600 G	19,100 G	1,000 M	15,307000 G	-27.61	-14.61																																																																																



Frequency Stability

Test Conditions	Middle Channel	GSM850 (GPRS class 8)	GSM850 (EDGE class 8)	Limit 2.5ppm
Temperature (°C)	Voltage (Volt)	Deviation (ppm)		Result
50	Normal Voltage	0.0024	0.0024	PASS
40	Normal Voltage	0.0012	0.0036	
30	Normal Voltage	0.0012	0.0036	
20(Ref.)	Normal Voltage	0.0000	0.0000	
10	Normal Voltage	0.0084	0.0012	
0	Normal Voltage	0.0084	0.0036	
-10	Normal Voltage	0.0060	0.0024	
-20	Normal Voltage	0.0072	0.0060	
-30	Normal Voltage	0.0108	0.0048	
20	Maximum Voltage	0.0036	0.0012	
20	Normal Voltage	0.0000	0.0000	
20	Battery End Point	0.0012	0.0048	

Test Conditions	Middle Channel	GSM1900 (GPRS class 8)	GSM1900 (EDGE class 8)	Limit Note 2.
Temperature (°C)	Voltage (Volt)	Deviation (ppm)		Result
50	Normal Voltage	0.0032	0.0027	PASS
40	Normal Voltage	0.0016	0.0016	
30	Normal Voltage	0.0011	0.0021	
20(Ref.)	Normal Voltage	0.0000	0.0000	
10	Normal Voltage	0.0021	0.0021	
0	Normal Voltage	0.0005	0.0011	
-10	Normal Voltage	0.0016	0.0016	
-20	Normal Voltage	0.0021	0.0027	
-30	Normal Voltage	0.0032	0.0021	
20	Maximum Voltage	0.0000	0.0016	
20	Normal Voltage	0.0000	0.0000	
20	Battery End Point	0.0011	0.0011	

Note:

1. Normal Voltage = 3.8V. ; Battery End Point (BEP) = 3.5 V. ; Maximum Voltage =4.2 V
2. The frequency fundamental emissions stay within the authorized frequency block based on the frequency deviation measured is small.

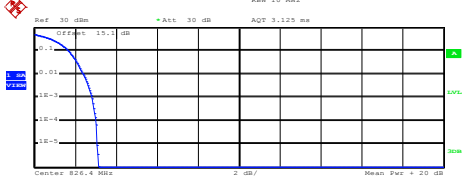
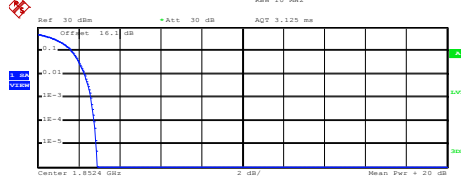
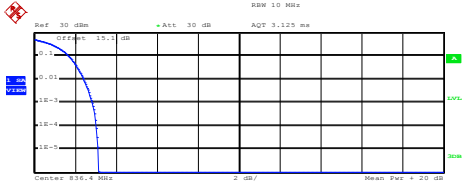
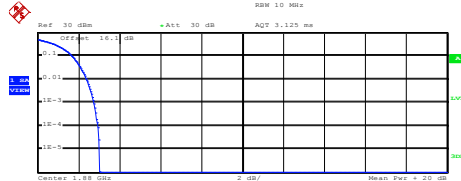

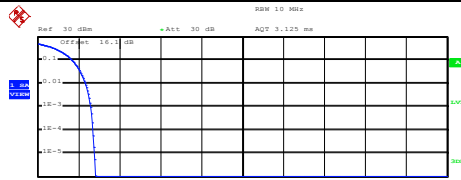


A2. WCDMA

Peak-to-Average Ratio

Mode	WCDMA Band V	WCDMA Band II	WCDMA Band IV	Limit: 13dB
Mod.	RMC 12.2Kbps	RMC 12.2Kbps	RMC 12.2Kbps	Result
Lowest CH	2.84	2.60	2.84	PASS
Middle CH	2.84	2.76	2.88	
Highest CH	2.84	2.60	2.88	

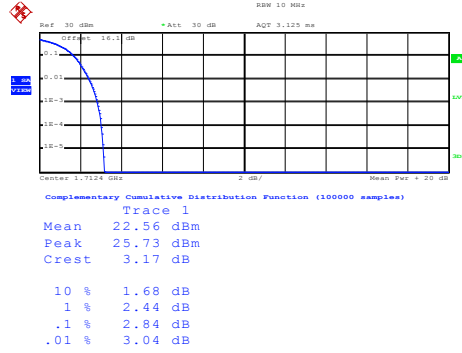


WCDMA Band V (RMC 12.2Kbps)	WCDMA Band II (RMC 12.2Kbps)																
<p style="text-align: center;">Lowest Channel</p>  <p>Center 826.4 MHz 2 dB/ Mean Pwr + 20 dB</p> <p>Complementary Cumulative Distribution Function (100000 samples) Trace 1 Mean 22.95 dBm Peak 26.09 dBm Crest 3.14 dB</p> <table border="1"> <tr><td>10 %</td><td>1.68 dB</td></tr> <tr><td>1 %</td><td>2.40 dB</td></tr> <tr><td>.1 %</td><td>2.84 dB</td></tr> <tr><td>.01 %</td><td>3.04 dB</td></tr> </table> <p>Date: 20.JAN.2017 09:20:28</p>	10 %	1.68 dB	1 %	2.40 dB	.1 %	2.84 dB	.01 %	3.04 dB	<p style="text-align: center;">Lowest Channel</p>  <p>Center 1.8524 GHz 2 dB/ Mean Pwr + 20 dB</p> <p>Complementary Cumulative Distribution Function (100000 samples) Trace 1 Mean 22.97 dBm Peak 25.88 dBm Crest 2.91 dB</p> <table border="1"> <tr><td>10 %</td><td>1.64 dB</td></tr> <tr><td>1 %</td><td>2.28 dB</td></tr> <tr><td>.1 %</td><td>2.60 dB</td></tr> <tr><td>.01 %</td><td>2.76 dB</td></tr> </table> <p>Date: 20.JAN.2017 16:40:35</p>	10 %	1.64 dB	1 %	2.28 dB	.1 %	2.60 dB	.01 %	2.76 dB
10 %	1.68 dB																
1 %	2.40 dB																
.1 %	2.84 dB																
.01 %	3.04 dB																
10 %	1.64 dB																
1 %	2.28 dB																
.1 %	2.60 dB																
.01 %	2.76 dB																
<p style="text-align: center;">Middle Channel</p>  <p>Center 830.4 MHz 2 dB/ Mean Pwr + 20 dB</p> <p>Complementary Cumulative Distribution Function (100000 samples) Trace 1 Mean 22.72 dBm Peak 25.88 dBm Crest 3.16 dB</p> <table border="1"> <tr><td>10 %</td><td>1.68 dB</td></tr> <tr><td>1 %</td><td>2.44 dB</td></tr> <tr><td>.1 %</td><td>2.84 dB</td></tr> <tr><td>.01 %</td><td>3.04 dB</td></tr> </table> <p>Date: 20.JAN.2017 09:20:41</p>	10 %	1.68 dB	1 %	2.44 dB	.1 %	2.84 dB	.01 %	3.04 dB	<p style="text-align: center;">Middle Channel</p>  <p>Center 1.88 GHz 2 dB/ Mean Pwr + 20 dB</p> <p>Complementary Cumulative Distribution Function (100000 samples) Trace 1 Mean 22.93 dBm Peak 25.95 dBm Crest 3.01 dB</p> <table border="1"> <tr><td>10 %</td><td>1.68 dB</td></tr> <tr><td>1 %</td><td>2.40 dB</td></tr> <tr><td>.1 %</td><td>2.76 dB</td></tr> <tr><td>.01 %</td><td>2.96 dB</td></tr> </table> <p>Date: 20.JAN.2017 16:40:43</p>	10 %	1.68 dB	1 %	2.40 dB	.1 %	2.76 dB	.01 %	2.96 dB
10 %	1.68 dB																
1 %	2.44 dB																
.1 %	2.84 dB																
.01 %	3.04 dB																
10 %	1.68 dB																
1 %	2.40 dB																
.1 %	2.76 dB																
.01 %	2.96 dB																
<p style="text-align: center;">Highest Channel</p>  <p>Center 846.6 MHz 2 dB/ Mean Pwr + 20 dB</p> <p>Complementary Cumulative Distribution Function (100000 samples) Trace 1 Mean 22.94 dBm Peak 26.02 dBm Crest 3.07 dB</p> <table border="1"> <tr><td>10 %</td><td>1.68 dB</td></tr> <tr><td>1 %</td><td>2.44 dB</td></tr> <tr><td>.1 %</td><td>2.84 dB</td></tr> <tr><td>.01 %</td><td>3.00 dB</td></tr> </table> <p>Date: 20.JAN.2017 09:20:51</p>	10 %	1.68 dB	1 %	2.44 dB	.1 %	2.84 dB	.01 %	3.00 dB	<p style="text-align: center;">Highest Channel</p>  <p>Center 1.9076 GHz 2 dB/ Mean Pwr + 20 dB</p> <p>Complementary Cumulative Distribution Function (100000 samples) Trace 1 Mean 22.34 dBm Peak 25.17 dBm Crest 2.83 dB</p> <table border="1"> <tr><td>10 %</td><td>1.68 dB</td></tr> <tr><td>1 %</td><td>2.32 dB</td></tr> <tr><td>.1 %</td><td>2.60 dB</td></tr> <tr><td>.01 %</td><td>2.72 dB</td></tr> </table> <p>Date: 20.JAN.2017 16:40:51</p>	10 %	1.68 dB	1 %	2.32 dB	.1 %	2.60 dB	.01 %	2.72 dB
10 %	1.68 dB																
1 %	2.44 dB																
.1 %	2.84 dB																
.01 %	3.00 dB																
10 %	1.68 dB																
1 %	2.32 dB																
.1 %	2.60 dB																
.01 %	2.72 dB																



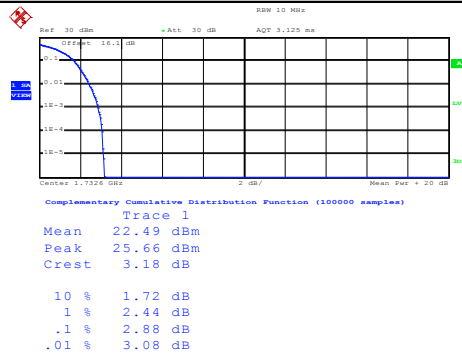
WCDMA Band IV (RMC 12.2Kbps)

Lowest Channel



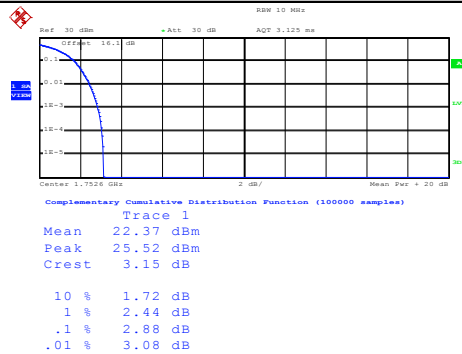
Date: 20.JAN.2017 16:52:47

Middle Channel



Date: 20.JAN.2017 16:52:56

Highest Channel



Date: 20.JAN.2017 16:53:05



26dB Bandwidth

Mode	WCDMA Band V	WCDMA Band II	WCDMA Band IV
Mod.	RMC 12.2Kbps	RMC 12.2Kbps	RMC 12.2Kbps
Lowest CH	4.86	4.86	4.87
Middle CH	4.85	4.84	4.86
Highest CH	4.88	4.86	4.85

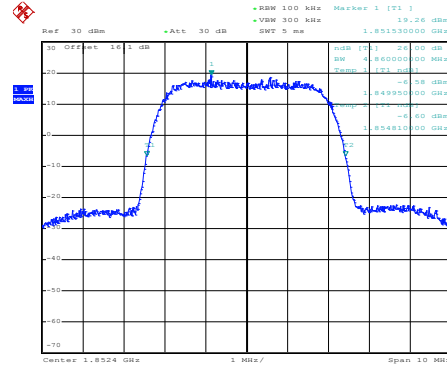
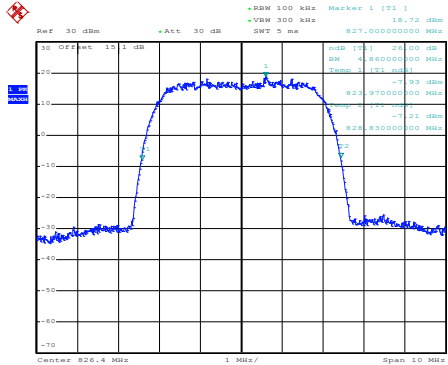


WCDMA Band V (RMC 12.2Kbps)

WCDMA Band II (RMC 12.2Kbps)

Lowest Channel

Lowest Channel

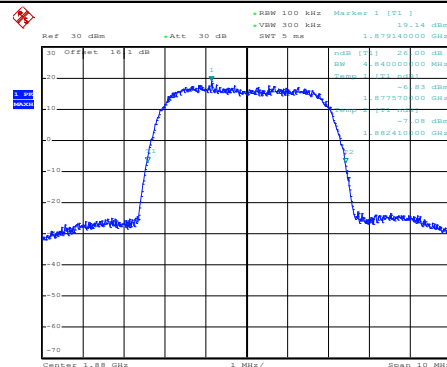
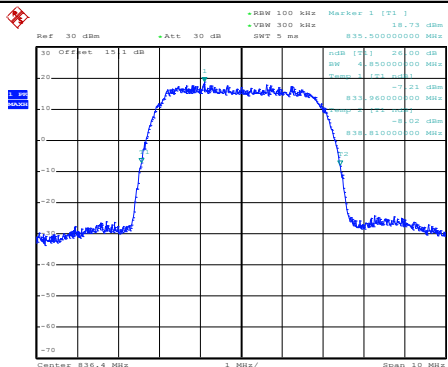


Date: 20.JAN.2017 09:08:07

Date: 20.JAN.2017 16:29:28

Middle Channel

Middle Channel

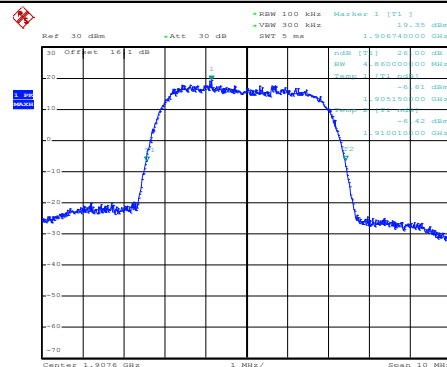
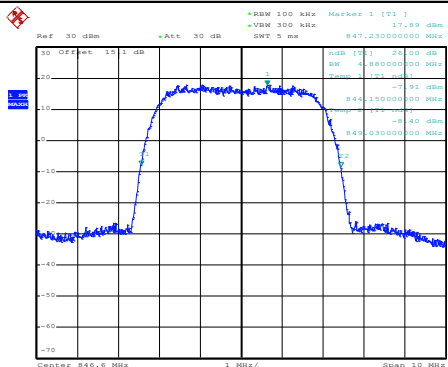


Date: 20.JAN.2017 09:08:35

Date: 20.JAN.2017 16:29:56

Highest Channel

Highest Channel



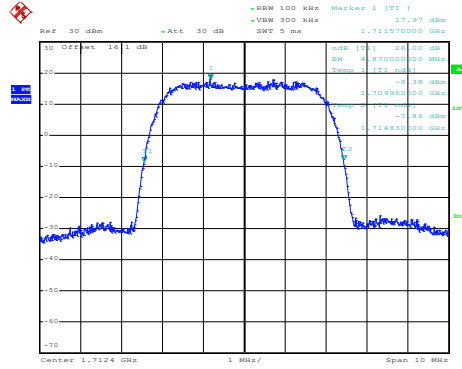
Date: 20.JAN.2017 09:09:03

Date: 20.JAN.2017 16:30:24



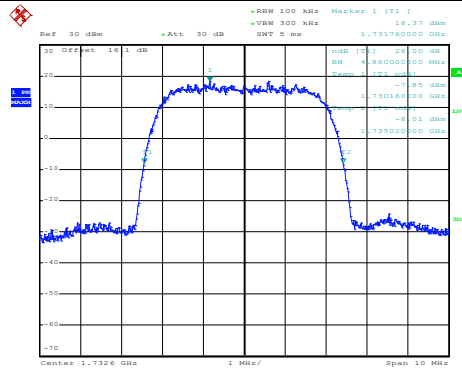
WCDMA Band IV (RMC 12.2Kbps)

Lowest Channel



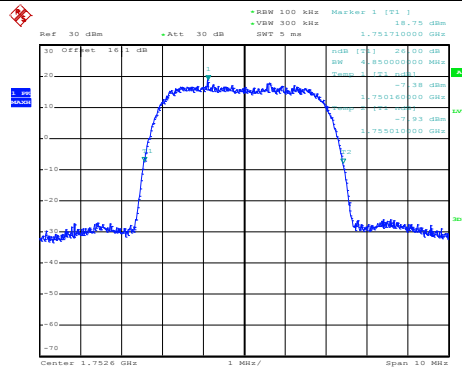
Date: 20.JAN.2017 16:41:56

Middle Channel



Date: 20.JAN.2017 16:42:24

Highest Channel

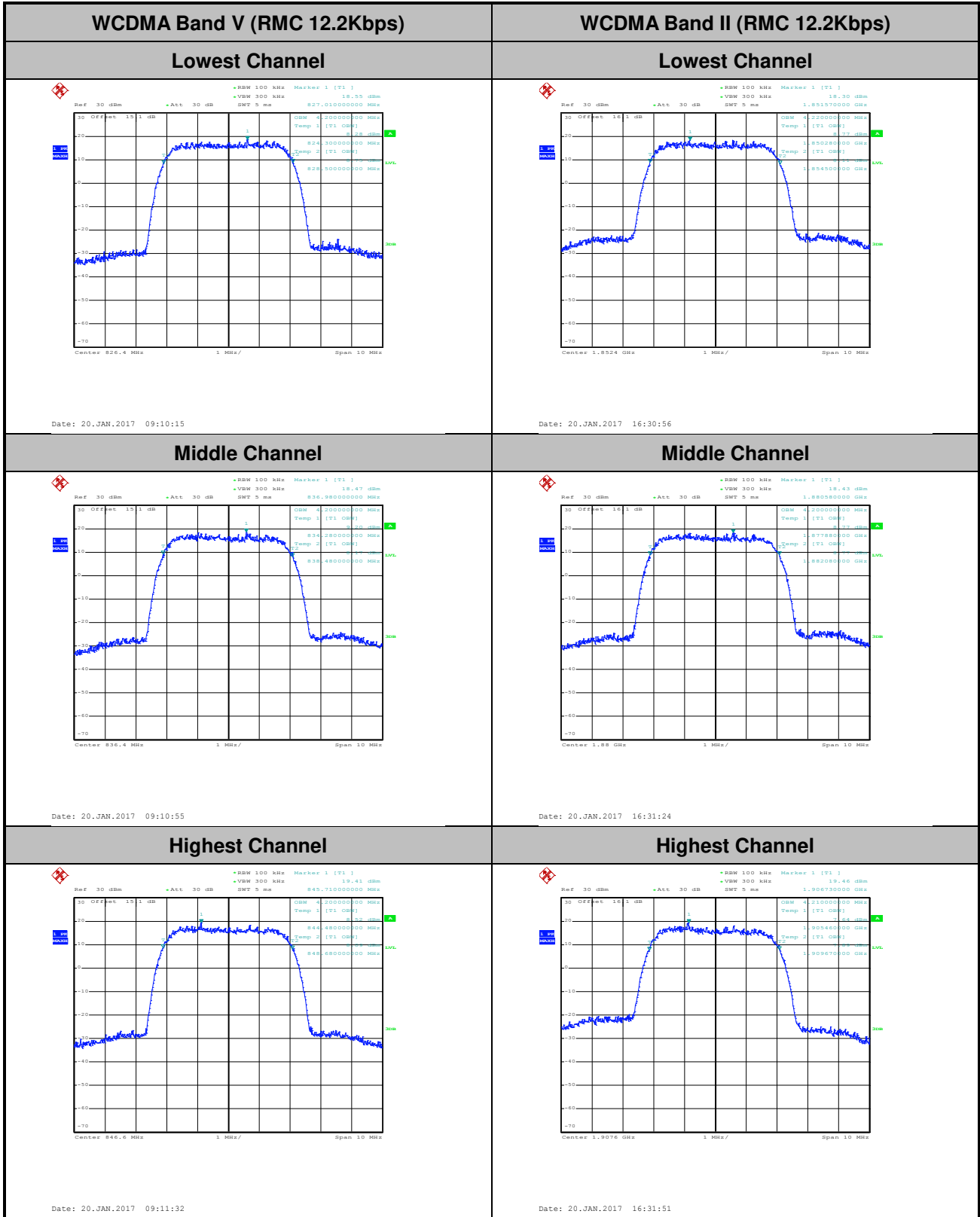


Date: 20.JAN.2017 16:42:52



Occupied Bandwidth

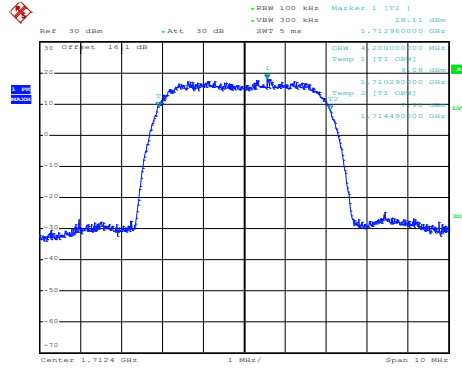
Mode	WCDMA Band V	WCDMA Band II	WCDMA Band IV
Mod.	RMC 12.2Kbps	RMC 12.2Kbps	RMC 12.2Kbps
Lowest CH	4.20	4.22	4.20
Middle CH	4.20	4.20	4.21
Highest CH	4.20	4.21	4.21





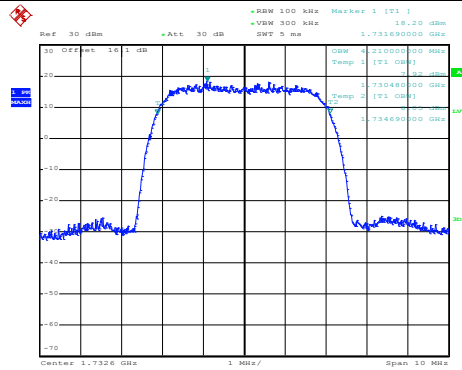
WCDMA Band IV (RMC 12.2Kbps)

Lowest Channel



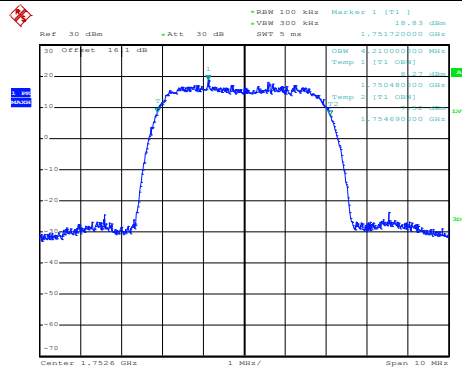
Date: 20.JAN.2017 16:43:43

Middle Channel



Date: 20.JAN.2017 16:44:11

Highest Channel



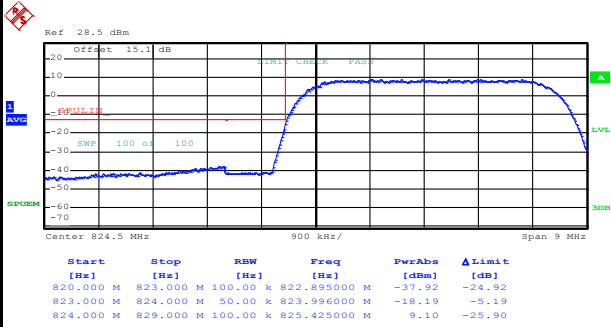
Date: 20.JAN.2017 16:44:39



Conducted Band Edge

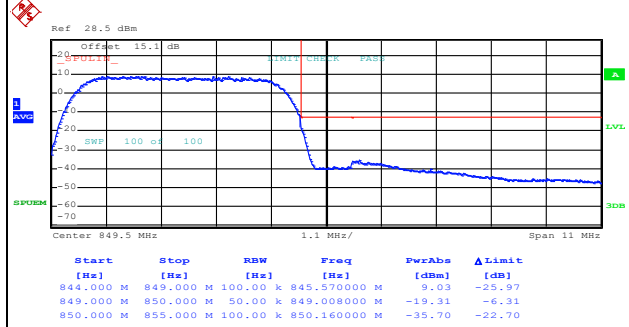
WCDMA Band V (RMC 12.2Kbps)

Lowest Band Edge



Date: 20.JAN.2017 09:14:20

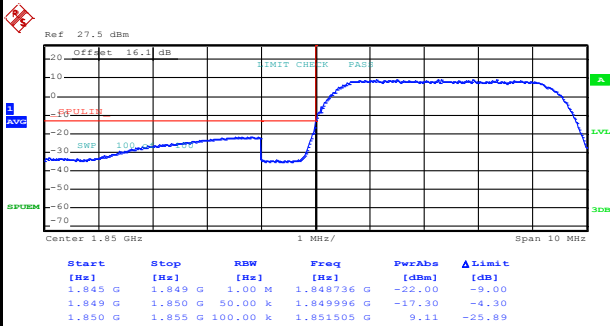
Highest Band Edge



Date: 20.JAN.2017 09:17:07

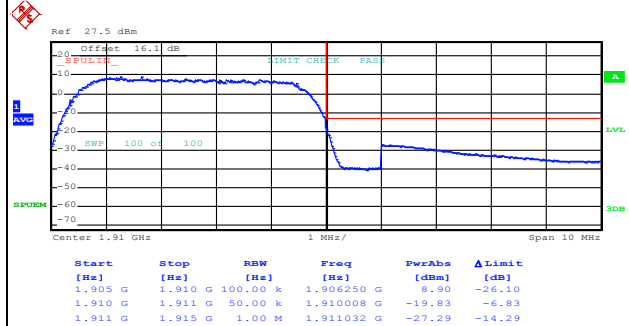
WCDMA Band II (RMC 12.2Kbps)

Lowest Band Edge



Date: 20.JAN.2017 16:34:43

Highest Band Edge



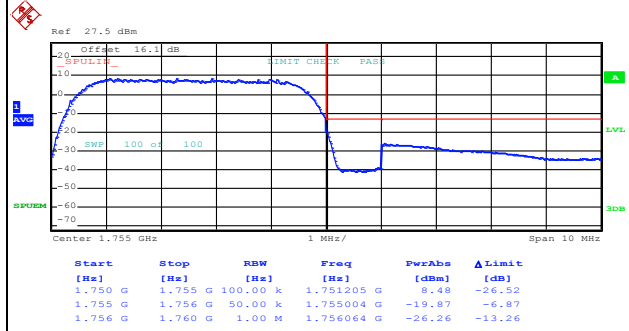
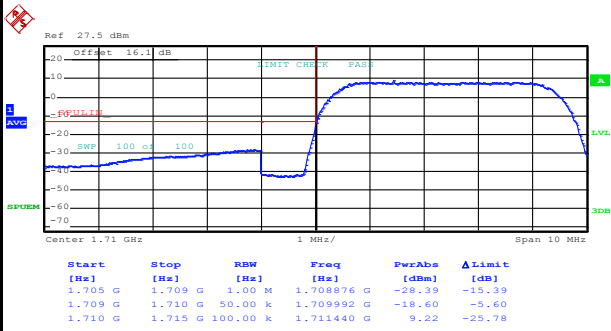
Date: 20.JAN.2017 16:37:27



WCDMA Band IV (RMC 12.2Kbps)

Lowest Band Edge

Highest Band Edge

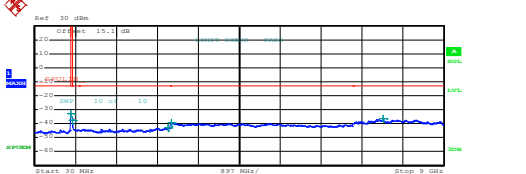
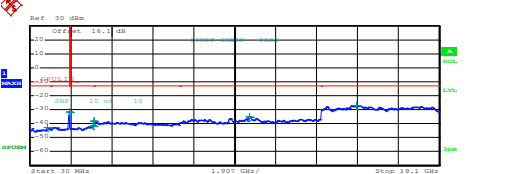
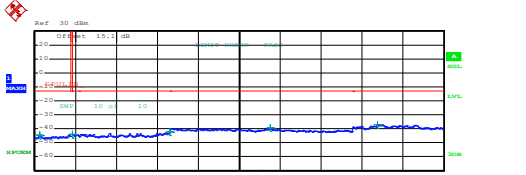
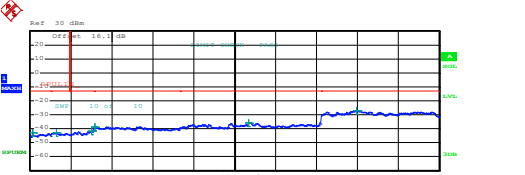
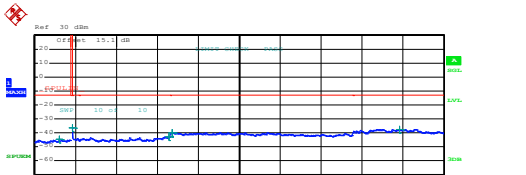
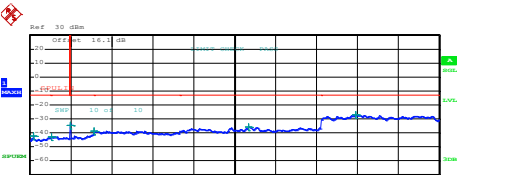


Date: 20.JAN.2017 16:47:27

Date: 20.JAN.2017 16:50:09



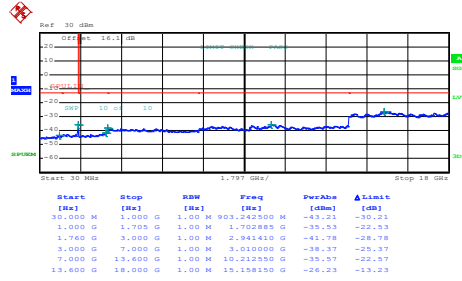
Conducted Spurious Emission

WCDMA Band V (RMC 12.2Kbps)	WCDMA Band II (RMC 12.2Kbps)																																																																														
Lowest Channel	Lowest Channel																																																																														
 <table border="1" data-bbox="239 622 750 705"> <thead> <tr> <th>Start [Hz]</th> <th>Stop [Hz]</th> <th>RBW [Hz]</th> <th>Freq [Hz]</th> <th>PwrAbs [dBm]</th> <th>ΔLimit [dB]</th> </tr> </thead> <tbody> <tr> <td>30,000 M</td> <td>820,000 M</td> <td>1,000 M</td> <td>816,407500 M</td> <td>-33.14</td> <td>-29.14</td> </tr> <tr> <td>855,000 M</td> <td>1,000 G</td> <td>1,000 M</td> <td>855,108750 M</td> <td>-37.49</td> <td>-24.49</td> </tr> <tr> <td>1,000 G</td> <td>3,000 G</td> <td>1,000 M</td> <td>2,930000 G</td> <td>-42.87</td> <td>-29.87</td> </tr> <tr> <td>3,000 G</td> <td>7,000 G</td> <td>1,000 M</td> <td>3,027000 G</td> <td>-39.28</td> <td>-24.28</td> </tr> <tr> <td>7,000 G</td> <td>9,000 G</td> <td>1,000 M</td> <td>7,672500 G</td> <td>-36.45</td> <td>-23.45</td> </tr> </tbody> </table> <p>Date: 20.JAN.2017 09:18:02</p>	Start [Hz]	Stop [Hz]	RBW [Hz]	Freq [Hz]	PwrAbs [dBm]	ΔLimit [dB]	30,000 M	820,000 M	1,000 M	816,407500 M	-33.14	-29.14	855,000 M	1,000 G	1,000 M	855,108750 M	-37.49	-24.49	1,000 G	3,000 G	1,000 M	2,930000 G	-42.87	-29.87	3,000 G	7,000 G	1,000 M	3,027000 G	-39.28	-24.28	7,000 G	9,000 G	1,000 M	7,672500 G	-36.45	-23.45	 <table border="1" data-bbox="893 622 1404 705"> <thead> <tr> <th>Start [Hz]</th> <th>Stop [Hz]</th> <th>RBW [Hz]</th> <th>Freq [Hz]</th> <th>PwrAbs [dBm]</th> <th>ΔLimit [dB]</th> </tr> </thead> <tbody> <tr> <td>30,000 M</td> <td>1,000 G</td> <td>1,000 M</td> <td>843,830000 M</td> <td>-42.97</td> <td>-29.97</td> </tr> <tr> <td>1,000 G</td> <td>3,845 G</td> <td>1,000 M</td> <td>1,844789 G</td> <td>-31.41</td> <td>-18.41</td> </tr> <tr> <td>1,915 G</td> <td>3,000 G</td> <td>1,000 M</td> <td>2,979300 G</td> <td>-41.36</td> <td>-28.36</td> </tr> <tr> <td>3,000 G</td> <td>7,000 G</td> <td>1,000 M</td> <td>3,005000 G</td> <td>-37.97</td> <td>-24.97</td> </tr> <tr> <td>7,000 G</td> <td>13,600 G</td> <td>1,000 M</td> <td>10,238950 G</td> <td>-35.45</td> <td>-22.45</td> </tr> <tr> <td>13,600 G</td> <td>19,100 G</td> <td>1,000 M</td> <td>15,237625 G</td> <td>-27.05</td> <td>-14.05</td> </tr> </tbody> </table> <p>Date: 20.JAN.2017 16:38:18</p>	Start [Hz]	Stop [Hz]	RBW [Hz]	Freq [Hz]	PwrAbs [dBm]	ΔLimit [dB]	30,000 M	1,000 G	1,000 M	843,830000 M	-42.97	-29.97	1,000 G	3,845 G	1,000 M	1,844789 G	-31.41	-18.41	1,915 G	3,000 G	1,000 M	2,979300 G	-41.36	-28.36	3,000 G	7,000 G	1,000 M	3,005000 G	-37.97	-24.97	7,000 G	13,600 G	1,000 M	10,238950 G	-35.45	-22.45	13,600 G	19,100 G	1,000 M	15,237625 G	-27.05	-14.05
Start [Hz]	Stop [Hz]	RBW [Hz]	Freq [Hz]	PwrAbs [dBm]	ΔLimit [dB]																																																																										
30,000 M	820,000 M	1,000 M	816,407500 M	-33.14	-29.14																																																																										
855,000 M	1,000 G	1,000 M	855,108750 M	-37.49	-24.49																																																																										
1,000 G	3,000 G	1,000 M	2,930000 G	-42.87	-29.87																																																																										
3,000 G	7,000 G	1,000 M	3,027000 G	-39.28	-24.28																																																																										
7,000 G	9,000 G	1,000 M	7,672500 G	-36.45	-23.45																																																																										
Start [Hz]	Stop [Hz]	RBW [Hz]	Freq [Hz]	PwrAbs [dBm]	ΔLimit [dB]																																																																										
30,000 M	1,000 G	1,000 M	843,830000 M	-42.97	-29.97																																																																										
1,000 G	3,845 G	1,000 M	1,844789 G	-31.41	-18.41																																																																										
1,915 G	3,000 G	1,000 M	2,979300 G	-41.36	-28.36																																																																										
3,000 G	7,000 G	1,000 M	3,005000 G	-37.97	-24.97																																																																										
7,000 G	13,600 G	1,000 M	10,238950 G	-35.45	-22.45																																																																										
13,600 G	19,100 G	1,000 M	15,237625 G	-27.05	-14.05																																																																										
Middle Channel	Middle Channel																																																																														
 <table border="1" data-bbox="239 1137 750 1220"> <thead> <tr> <th>Start [Hz]</th> <th>Stop [Hz]</th> <th>RBW [Hz]</th> <th>Freq [Hz]</th> <th>PwrAbs [dBm]</th> <th>ΔLimit [dB]</th> </tr> </thead> <tbody> <tr> <td>30,000 M</td> <td>820,000 M</td> <td>1,000 M</td> <td>134,477500 M</td> <td>-44.31</td> <td>-31.31</td> </tr> <tr> <td>855,000 M</td> <td>1,000 G</td> <td>1,000 M</td> <td>866,830000 M</td> <td>-46.00</td> <td>-33.00</td> </tr> <tr> <td>1,000 G</td> <td>3,000 G</td> <td>1,000 M</td> <td>2,983000 G</td> <td>-42.46</td> <td>-29.46</td> </tr> <tr> <td>3,000 G</td> <td>7,000 G</td> <td>1,000 M</td> <td>3,124000 G</td> <td>-39.55</td> <td>-26.55</td> </tr> <tr> <td>7,000 G</td> <td>9,000 G</td> <td>1,000 M</td> <td>7,343500 G</td> <td>-36.75</td> <td>-23.75</td> </tr> </tbody> </table> <p>Date: 20.JAN.2017 09:18:55</p>	Start [Hz]	Stop [Hz]	RBW [Hz]	Freq [Hz]	PwrAbs [dBm]	ΔLimit [dB]	30,000 M	820,000 M	1,000 M	134,477500 M	-44.31	-31.31	855,000 M	1,000 G	1,000 M	866,830000 M	-46.00	-33.00	1,000 G	3,000 G	1,000 M	2,983000 G	-42.46	-29.46	3,000 G	7,000 G	1,000 M	3,124000 G	-39.55	-26.55	7,000 G	9,000 G	1,000 M	7,343500 G	-36.75	-23.75	 <table border="1" data-bbox="893 1137 1404 1220"> <thead> <tr> <th>Start [Hz]</th> <th>Stop [Hz]</th> <th>RBW [Hz]</th> <th>Freq [Hz]</th> <th>PwrAbs [dBm]</th> <th>ΔLimit [dB]</th> </tr> </thead> <tbody> <tr> <td>30,000 M</td> <td>1,000 G</td> <td>1,000 M</td> <td>140,580000 M</td> <td>-42.53</td> <td>-29.53</td> </tr> <tr> <td>1,000 G</td> <td>3,845 G</td> <td>1,000 M</td> <td>1,823661 G</td> <td>-42.98</td> <td>-29.98</td> </tr> <tr> <td>1,915 G</td> <td>3,000 G</td> <td>1,000 M</td> <td>2,893399 G</td> <td>-41.30</td> <td>-28.30</td> </tr> <tr> <td>3,000 G</td> <td>7,000 G</td> <td>1,000 M</td> <td>3,030000 G</td> <td>-38.58</td> <td>-25.58</td> </tr> <tr> <td>7,000 G</td> <td>13,600 G</td> <td>1,000 M</td> <td>10,220900 G</td> <td>-35.53</td> <td>-22.53</td> </tr> <tr> <td>13,600 G</td> <td>19,100 G</td> <td>1,000 M</td> <td>15,235625 G</td> <td>-26.87</td> <td>-13.87</td> </tr> </tbody> </table> <p>Date: 20.JAN.2017 16:39:04</p>	Start [Hz]	Stop [Hz]	RBW [Hz]	Freq [Hz]	PwrAbs [dBm]	ΔLimit [dB]	30,000 M	1,000 G	1,000 M	140,580000 M	-42.53	-29.53	1,000 G	3,845 G	1,000 M	1,823661 G	-42.98	-29.98	1,915 G	3,000 G	1,000 M	2,893399 G	-41.30	-28.30	3,000 G	7,000 G	1,000 M	3,030000 G	-38.58	-25.58	7,000 G	13,600 G	1,000 M	10,220900 G	-35.53	-22.53	13,600 G	19,100 G	1,000 M	15,235625 G	-26.87	-13.87
Start [Hz]	Stop [Hz]	RBW [Hz]	Freq [Hz]	PwrAbs [dBm]	ΔLimit [dB]																																																																										
30,000 M	820,000 M	1,000 M	134,477500 M	-44.31	-31.31																																																																										
855,000 M	1,000 G	1,000 M	866,830000 M	-46.00	-33.00																																																																										
1,000 G	3,000 G	1,000 M	2,983000 G	-42.46	-29.46																																																																										
3,000 G	7,000 G	1,000 M	3,124000 G	-39.55	-26.55																																																																										
7,000 G	9,000 G	1,000 M	7,343500 G	-36.75	-23.75																																																																										
Start [Hz]	Stop [Hz]	RBW [Hz]	Freq [Hz]	PwrAbs [dBm]	ΔLimit [dB]																																																																										
30,000 M	1,000 G	1,000 M	140,580000 M	-42.53	-29.53																																																																										
1,000 G	3,845 G	1,000 M	1,823661 G	-42.98	-29.98																																																																										
1,915 G	3,000 G	1,000 M	2,893399 G	-41.30	-28.30																																																																										
3,000 G	7,000 G	1,000 M	3,030000 G	-38.58	-25.58																																																																										
7,000 G	13,600 G	1,000 M	10,220900 G	-35.53	-22.53																																																																										
13,600 G	19,100 G	1,000 M	15,235625 G	-26.87	-13.87																																																																										
Highest Channel	Highest Channel																																																																														
 <table border="1" data-bbox="239 1653 750 1736"> <thead> <tr> <th>Start [Hz]</th> <th>Stop [Hz]</th> <th>RBW [Hz]</th> <th>Freq [Hz]</th> <th>PwrAbs [dBm]</th> <th>ΔLimit [dB]</th> </tr> </thead> <tbody> <tr> <td>30,000 M</td> <td>820,000 M</td> <td>1,000 M</td> <td>577,030000 M</td> <td>-46.06</td> <td>-33.06</td> </tr> <tr> <td>855,000 M</td> <td>1,000 G</td> <td>1,000 M</td> <td>856,413750 M</td> <td>-36.14</td> <td>-23.14</td> </tr> <tr> <td>1,000 G</td> <td>3,000 G</td> <td>1,000 M</td> <td>2,979300 G</td> <td>-42.79</td> <td>-29.79</td> </tr> <tr> <td>3,000 G</td> <td>7,000 G</td> <td>1,000 M</td> <td>3,040000 G</td> <td>-39.77</td> <td>-26.77</td> </tr> <tr> <td>7,000 G</td> <td>9,000 G</td> <td>1,000 M</td> <td>8,034500 G</td> <td>-37.39</td> <td>-24.39</td> </tr> </tbody> </table> <p>Date: 20.JAN.2017 09:19:51</p>	Start [Hz]	Stop [Hz]	RBW [Hz]	Freq [Hz]	PwrAbs [dBm]	ΔLimit [dB]	30,000 M	820,000 M	1,000 M	577,030000 M	-46.06	-33.06	855,000 M	1,000 G	1,000 M	856,413750 M	-36.14	-23.14	1,000 G	3,000 G	1,000 M	2,979300 G	-42.79	-29.79	3,000 G	7,000 G	1,000 M	3,040000 G	-39.77	-26.77	7,000 G	9,000 G	1,000 M	8,034500 G	-37.39	-24.39	 <table border="1" data-bbox="893 1653 1404 1736"> <thead> <tr> <th>Start [Hz]</th> <th>Stop [Hz]</th> <th>RBW [Hz]</th> <th>Freq [Hz]</th> <th>PwrAbs [dBm]</th> <th>ΔLimit [dB]</th> </tr> </thead> <tbody> <tr> <td>30,000 M</td> <td>1,000 G</td> <td>1,000 M</td> <td>170,160000 M</td> <td>-42.06</td> <td>-29.06</td> </tr> <tr> <td>1,000 G</td> <td>3,845 G</td> <td>1,000 M</td> <td>1,031476 G</td> <td>-42.57</td> <td>-29.57</td> </tr> <tr> <td>1,915 G</td> <td>3,000 G</td> <td>1,000 M</td> <td>1,939271 G</td> <td>-34.39</td> <td>-21.39</td> </tr> <tr> <td>3,000 G</td> <td>7,000 G</td> <td>1,000 M</td> <td>3,012000 G</td> <td>-38.61</td> <td>-25.61</td> </tr> <tr> <td>7,000 G</td> <td>13,600 G</td> <td>1,000 M</td> <td>10,222450 G</td> <td>-35.71</td> <td>-22.71</td> </tr> <tr> <td>13,600 G</td> <td>19,100 G</td> <td>1,000 M</td> <td>15,231125 G</td> <td>-26.89</td> <td>-13.89</td> </tr> </tbody> </table> <p>Date: 20.JAN.2017 16:39:50</p>	Start [Hz]	Stop [Hz]	RBW [Hz]	Freq [Hz]	PwrAbs [dBm]	ΔLimit [dB]	30,000 M	1,000 G	1,000 M	170,160000 M	-42.06	-29.06	1,000 G	3,845 G	1,000 M	1,031476 G	-42.57	-29.57	1,915 G	3,000 G	1,000 M	1,939271 G	-34.39	-21.39	3,000 G	7,000 G	1,000 M	3,012000 G	-38.61	-25.61	7,000 G	13,600 G	1,000 M	10,222450 G	-35.71	-22.71	13,600 G	19,100 G	1,000 M	15,231125 G	-26.89	-13.89
Start [Hz]	Stop [Hz]	RBW [Hz]	Freq [Hz]	PwrAbs [dBm]	ΔLimit [dB]																																																																										
30,000 M	820,000 M	1,000 M	577,030000 M	-46.06	-33.06																																																																										
855,000 M	1,000 G	1,000 M	856,413750 M	-36.14	-23.14																																																																										
1,000 G	3,000 G	1,000 M	2,979300 G	-42.79	-29.79																																																																										
3,000 G	7,000 G	1,000 M	3,040000 G	-39.77	-26.77																																																																										
7,000 G	9,000 G	1,000 M	8,034500 G	-37.39	-24.39																																																																										
Start [Hz]	Stop [Hz]	RBW [Hz]	Freq [Hz]	PwrAbs [dBm]	ΔLimit [dB]																																																																										
30,000 M	1,000 G	1,000 M	170,160000 M	-42.06	-29.06																																																																										
1,000 G	3,845 G	1,000 M	1,031476 G	-42.57	-29.57																																																																										
1,915 G	3,000 G	1,000 M	1,939271 G	-34.39	-21.39																																																																										
3,000 G	7,000 G	1,000 M	3,012000 G	-38.61	-25.61																																																																										
7,000 G	13,600 G	1,000 M	10,222450 G	-35.71	-22.71																																																																										
13,600 G	19,100 G	1,000 M	15,231125 G	-26.89	-13.89																																																																										



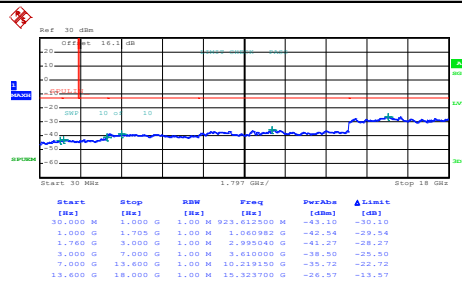
WCDMA Band IV (RMC 12.2Kbps)

Lowest Channel



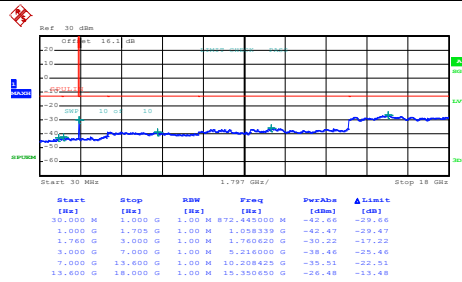
Date: 20.JAN.2017 16:51:01

Middle Channel



Date: 20.JAN.2017 16:51:46

Highest Channel



Date: 20.JAN.2017 16:52:32



Frequency Stability

Test Conditions	Middle Channel	WCDMA Band V (RMC 12.2Kbps)	Limit 2.5ppm
Temperature (°C)	Voltage (Volt)	Deviation (ppm)	Result
50	Normal Voltage	0.0012	PASS
40	Normal Voltage	0.0024	
30	Normal Voltage	0.0012	
20(Ref.)	Normal Voltage	0.0000	
10	Normal Voltage	0.0024	
0	Normal Voltage	0.0084	
-10	Normal Voltage	0.0120	
-20	Normal Voltage	0.0167	
-30	Normal Voltage	0.0155	
20	Maximum Voltage	0.0024	
20	Normal Voltage	0.0000	
20	Battery End Point	0.0024	

Test Conditions	Middle Channel	WCDMA Band II (RMC 12.2Kbps)	Limit Note 2.
Temperature (°C)	Voltage (Volt)	Deviation (ppm)	Result
50	Normal Voltage	0.0005	PASS
40	Normal Voltage	0.0016	
30	Normal Voltage	0.0005	
20(Ref.)	Normal Voltage	0.0000	
10	Normal Voltage	0.0011	
0	Normal Voltage	0.0101	
-10	Normal Voltage	0.0096	
-20	Normal Voltage	0.0117	
-30	Normal Voltage	0.0106	
20	Maximum Voltage	0.0005	
20	Normal Voltage	0.0000	
20	Battery End Point	0.0000	



Test Conditions	Middle Channel	WCDMA Band IV (RMC 12.2Kbps)	Limit Note 2.
Temperature (°C)	Voltage (Volt)	Deviation (ppm)	Result
50	Normal Voltage	0.0000	PASS
40	Normal Voltage	0.0000	
30	Normal Voltage	0.0012	
20(Ref.)	Normal Voltage	0.0000	
10	Normal Voltage	0.0023	
0	Normal Voltage	0.0012	
-10	Normal Voltage	0.0017	
-20	Normal Voltage	0.0006	
-30	Normal Voltage	0.0006	
20	Maximum Voltage	0.0012	
20	Normal Voltage	0.0000	
20	Battery End Point	0.0006	

Note:

1. Normal Voltage = 3.8V. ; Battery End Point (BEP) = 3.5 V. ; Maximum Voltage =4.2 V
2. The frequency fundamental emissions stay within the authorized frequency block based on the frequency deviation measured is small.



Appendix B. Test Results of ERP/EIRP and Radiated Test

ERP/EIRP

Channel	Mode	Horizontal		Vertical	
		ERP(dBm)	ERP(W)	ERP(dBm)	ERP(W)
Lowest	GSM850 GPRS class 8	12.91	0.0195	26.07	0.4046
Middle		13.84	0.0242	25.87	0.3864
Highest		14.95	0.0313	26.87	0.4864
Lowest	GSM850 EDGE class 8	8.46	0.0070	21.89	0.1545
Middle		9.26	0.0084	21.85	0.1531
Highest		10.20	0.0105	22.33	0.1710
Lowest	WCDMA Band V AMR 12.2Kbps	5.96	0.0039	19.30	0.0851
Middle		6.55	0.0045	19.70	0.0933
Highest		7.45	0.0056	19.79	0.0953
Limit	ERP < 7W	Result		PASS	

Channel	Mode	Horizontal		Vertical	
		EIRP(dBm)	EIRP(W)	EIRP(dBm)	EIRP(W)
Lowest	GSM1900 GPRS class 8	27.93	0.6209	26.93	0.4932
Middle		28.45	0.6998	26.93	0.4932
Highest		28.51	0.7096	26.94	0.4943
Lowest	GSM1900 EDGE class 8	23.54	0.2259	22.24	0.1675
Middle		23.72	0.2355	21.57	0.1435
Highest		22.89	0.1945	21.89	0.1545
Lowest	WCDMA Band II AMR 12.2Kbps	21.74	0.1493	21.14	0.1300
Middle		22.77	0.1892	20.86	0.1219
Highest		22.81	0.1910	20.89	0.1227
Limit	EIRP < 2W	Result		PASS	

Channel	Mode	Horizontal		Vertical	
		EIRP(dBm)	EIRP(W)	EIRP(dBm)	EIRP(W)
Lowest	WCDMA Band IV AMR 12.2Kbps	24.56	0.2858	23.15	0.2065
Middle		24.19	0.2624	22.88	0.1941
Highest		23.95	0.2483	22.38	0.1730
Limit	EIRP < 1W	Result		PASS	



Radiated Spurious Emission

GSM850 (GPRS class 8)									
Channel	Frequency (MHz)	ERP (dBm)	Limit (dBm)	Over Limit (dB)	SPA Reading (dBm)	S.G. Power (dBm)	TX Cable loss (dB)	TX Antenna Gain (dBi)	Polarization (H/V)
Lowest	1648	-56.46	-13	-43.46	-44.06	-58.22	0.98	4.89	H
	2472	-60.16	-13	-47.16	-53.14	-62.04	1.28	5.32	H
	4120	-54.68	-13	-41.68	-50.33	-59.32	1.83	8.62	H
	1648	-55.57	-13	-42.57	-43.61	-57.33	0.98	4.89	V
	2472	-58.96	-13	-45.96	-52.45	-60.84	1.28	5.32	V
	4120	-55.98	-13	-42.98	-51.8	-60.62	1.83	8.62	V

Remark: Spurious emissions within 30-1000MHz were found more than 20dB below limit line.



GSM850 (EDGE class 8)									
Channel	Frequency (MHz)	ERP (dBm)	Limit (dBm)	Over Limit (dB)	SPA Reading (dBm)	S.G. Power (dBm)	TX Cable loss (dB)	TX Antenna Gain (dBi)	Polarization (H/V)
Middle	1672	-69.55	-13	-56.55	-57.41	-71.23	0.99	4.82	H
	2512	-67.03	-13	-54.03	-60.2	-69	1.29	5.41	H
	3345	-65.64	-13	-52.64	-60.94	-69.25	1.56	7.32	H
	1672	-66.68	-13	-53.68	-55.02	-68.36	0.99	4.82	V
	2512	-66.49	-13	-53.49	-60.1	-68.46	1.29	5.41	V
	3345	-65.34	-13	-52.34	-60.83	-68.95	1.56	7.32	V

Remark: Spurious emissions within 30-1000MHz were found more than 20dB below limit line.



GSM1900 (GPRS class 8)									
Channel	Frequency (MHz)	EIRP (dBm)	Limit (dBm)	Over Limit (dB)	SPA Reading (dBm)	S.G. Power (dBm)	TX Cable loss (dB)	TX Antenna Gain (dBi)	Polarization (H/V)
Lowest	3702	-42.14	-13	-29.14	-37.89	-48.71	1.67	8.24	H
	5550	-49.95	-13	-36.95	-52.46	-57.02	2.65	9.72	H
	7404	-48.21	-13	-35.21	-52.36	-57.36	2.46	11.61	H
	3702	-39.45	-13	-26.45	-35.15	-46.02	1.67	8.24	V
	5550	-45.61	-13	-32.61	-48.24	-52.68	2.65	9.72	V
	7404	-48.31	-13	-35.31	-52.5	-57.46	2.46	11.61	V

Remark: Spurious emissions within 30-1000MHz were found more than 20dB below limit line.



GSM1900 (EDGE class 8)									
Channel	Frequency (MHz)	EIRP (dBm)	Limit (dBm)	Over Limit (dB)	SPA Reading (dBm)	S.G. Power (dBm)	TX Cable loss (dB)	TX Antenna Gain (dBi)	Polarization (H/V)
Middle	3762	-42.06	-13	-29.06	-37.72	-48.69	1.69	8.31	H
	5640	-50.36	-13	-37.36	-53.25	-57.41	2.71	9.76	H
	7518	-51.63	-13	-38.63	-55.6	-61.02	2.42	11.81	H
	3762	-39.84	-13	-26.84	-35.53	-46.47	1.69	8.31	V
	5640	-45.17	-13	-32.17	-48.18	-52.22	2.71	9.76	V
	7518	-49.94	-13	-36.94	-54.32	-59.33	2.42	11.81	V

Remark: Spurious emissions within 30-1000MHz were found more than 20dB below limit line.



WCDMA Band V (RMC 12.2Kbps)									
Channel	Frequency (MHz)	ERP (dBm)	Limit (dBm)	Over Limit (dB)	SPA Reading (dBm)	S.G. Power (dBm)	TX Cable loss (dB)	TX Antenna Gain (dBi)	Polarization (H/V)
Highest	1696	-70.64	-13	-57.64	-58.7	-72.24	1.00	4.75	H
	2544	-66.98	-13	-53.98	-60.23	-68.96	1.30	5.44	H
	6776	-61.67	-13	-48.67	-66.28	-67.39	2.66	10.53	H
	1696	-70.18	-13	-57.18	-58.62	-71.78	1.00	4.75	V
	2544	-66.34	-13	-53.34	-60.03	-68.32	1.30	5.44	V
	6776	-61.17	-13	-48.17	-65.63	-66.89	2.66	10.53	V

Remark: Spurious emissions within 30-1000MHz were found more than 20dB below limit line.



WCDMA Band II (RMC 12.2Kbps)									
Channel	Frequency (MHz)	EIRP (dBm)	Limit (dBm)	Over Limit (dB)	SPA Reading (dBm)	S.G. Power (dBm)	TX Cable loss (dB)	TX Antenna Gain (dBi)	Polarization (H/V)
Lowest	3702	-64.97	-13	-51.97	-60.72	-71.54	1.67	8.24	H
	5557	-63.27	-13	-50.27	-65.85	-70.33	2.66	9.72	H
	7410	-55.05	-13	-42.05	-59.14	-64.21	2.46	11.62	H
	3702	-64.94	-13	-51.94	-60.59	-71.51	1.67	8.24	V
	5557	-63.19	-13	-50.19	-65.72	-70.25	2.66	9.72	V
	7410	-52.28	-13	-39.28	-56.55	-61.44	2.46	11.62	V

Remark: Spurious emissions within 30-1000MHz were found more than 20dB below limit line.



WCDMA Band IV (RMC 12.2Kbps)									
Channel	Frequency (MHz)	EIRP (dBm)	Limit (dBm)	Over Limit (dB)	SPA Reading (dBm)	S.G. Power (dBm)	TX Cable loss (dB)	TX Antenna Gain (dBi)	Polarization (H/V)
Highest	3504	-50.37	-13	-37.37	-46.23	-56.77	1.61	8.00	H
	5256	-55.06	-13	-42.06	-56.08	-62.28	2.48	9.70	H
	7008	-59.49	-13	-46.49	-63.9	-67.72	2.59	10.82	H
	3504	-54.37	-13	-41.37	-50.02	-60.77	1.61	8.00	V
	5256	-56.51	-13	-43.51	-58.29	-63.73	2.48	9.70	V
	7008	-58.56	-13	-45.56	-62.87	-66.79	2.59	10.82	V

Remark: Spurious emissions within 30-1000MHz were found more than 20dB below limit line.



Appendix C. Test Setup Photographs