

Test Setup for BT4.0

Radiated Emission below 1G



X Plane



Y Plane




Z Plane




Radiated Emission above 1G


X Plane



Y Plane



Z Plane



Conducted Emission

