

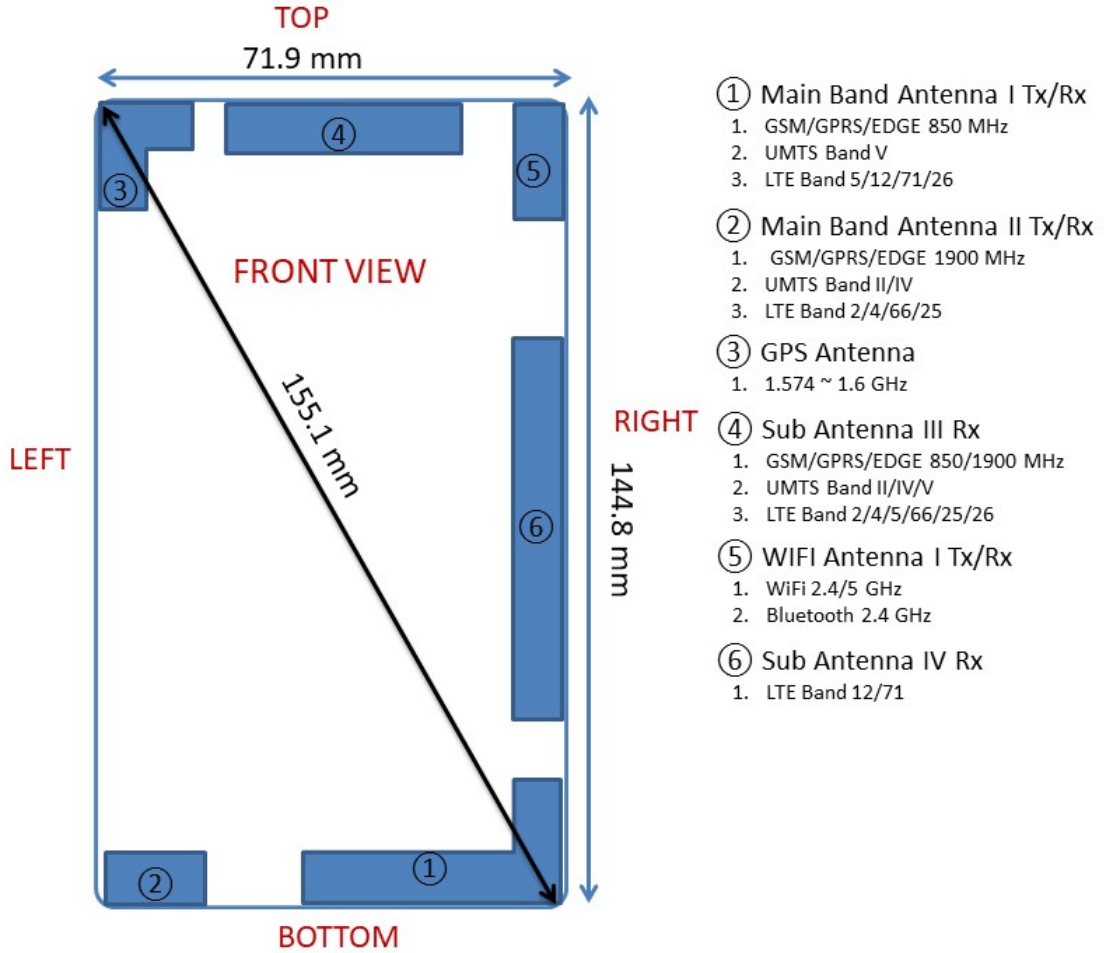




# APPENDIX F: DUT ANTENNA DIAGRAM & SAR TEST SETUP PHOTOGRAPHS


<b>FCC ID</b> ZNFX220TB		<b>SAR EVALUATION REPORT</b>		<b>Approved by:</b> Quality Manager
<b>Test Dates:</b> 02/11/19 – 03/06/19	<b>DUT Type:</b> Portable Handset			APPENDIX F: Page 1 of 8

**Figure F-1  
DUT Antenna Locations**




Note: Exact antenna dimensions and separation distances are shown in the Technical Descriptions in the FCC Filing.



FCC ID ZNFX220TB	 <b>PCTEST</b> ENGINEERING LABORATORY, INC.	<b>SAR EVALUATION REPORT</b>		<b>Approved by:</b> Quality Manager
<b>Test Dates:</b> 02/11/19 – 03/06/19	<b>DUT Type:</b> Portable Handset			APPENDIX F: Page 2 of 8




**SAR Test Setup Photo 1 – Right Cheek**




**SAR Test Setup Photo 2 – Right Tilt**



<b>FCC ID</b> ZNFX220TB		<b>SAR EVALUATION REPORT</b>		<b>Approved by:</b> Quality Manager
<b>Test Dates:</b> 02/11/19 – 03/06/19	<b>DUT Type:</b> Portable Handset			<b>APPENDIX F:</b> Page 3 of 8



SAR Test Setup Photo 3 – Left Cheek




SAR Test Setup Photo 4 – Left Tilt



FCC ID ZNFX220TB	 <small>PCTEST ENGINEERING LABORATORY, INC.</small>	SAR EVALUATION REPORT		<b>Approved by:</b> Quality Manager
<b>Test Dates:</b> 02/11/19 – 03/06/19	<b>DUT Type:</b> Portable Handset			APPENDIX F: Page 4 of 8




SAR Test Setup Photo 5 – Back Side at 10mm




SAR Test Setup Photo 6 – Front Side at 10mm



FCC ID ZNFX220TB		SAR EVALUATION REPORT		Approved by: Quality Manager
Test Dates: 02/11/19 – 03/06/19	DUT Type: Portable Handset	APPENDIX F: Page 5 of 8		




**SAR Test Setup Photo 7 – Top Edge at 10mm**




**SAR Test Setup Photo 8 – Bottom Edge at 10mm**



FCC ID ZNFX220TB		SAR EVALUATION REPORT		Approved by: Quality Manager
Test Dates: 02/11/19 – 03/06/19	DUT Type: Portable Handset			APPENDIX F: Page 6 of 8



**SAR Test Setup Photo 9 – Right Edge at 10mm**





**SAR Test Setup Photo 10 – Left Edge at 10mm**

FCC ID ZNFX220TB	 <small>ENGINEERING LABORATORY, INC.</small>	SAR EVALUATION REPORT		<b>Approved by:</b> Quality Manager
<b>Test Dates:</b> 02/11/19 – 03/06/19	<b>DUT Type:</b> Portable Handset	APPENDIX F: Page 7 of 8		



**SAR Test Setup Photo 11 – Horizontal and Vertical Reference Lines**

<b>FCC ID</b> ZNFX220TB		<b>SAR EVALUATION REPORT</b>		<b>Approved by:</b> Quality Manager
<b>Test Dates:</b> 02/11/19 – 03/06/19	<b>DUT Type:</b> Portable Handset	<b>APPENDIX F:</b> Page 8 of 8		