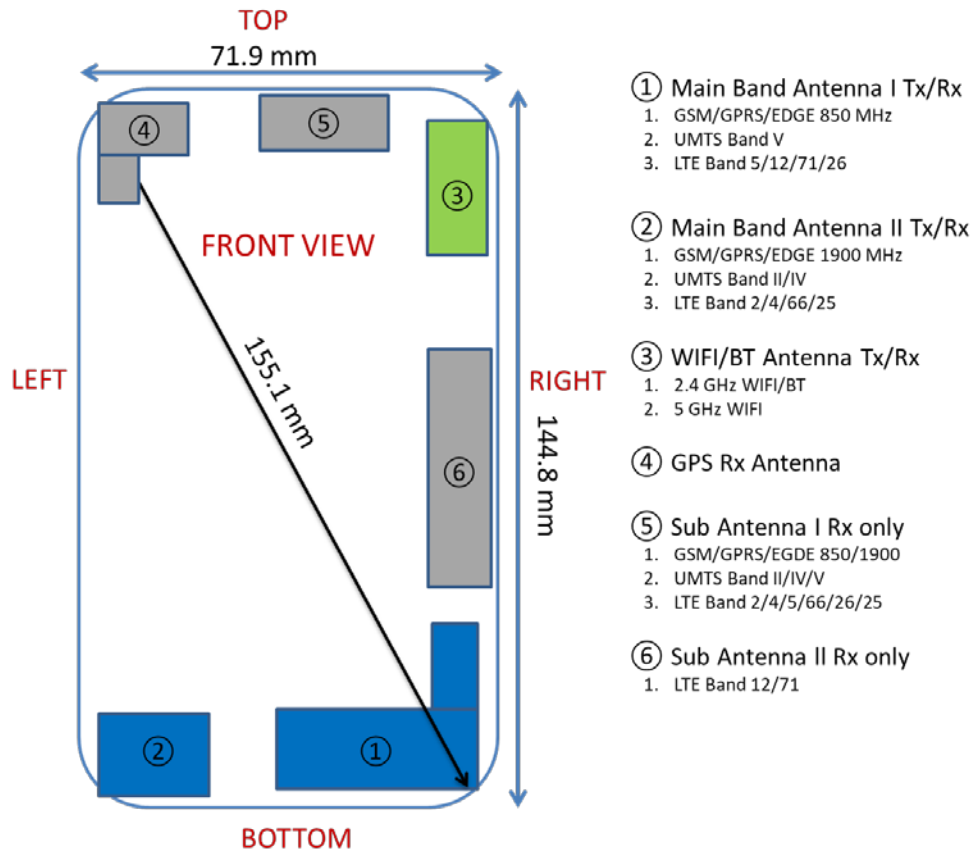





# APPENDIX F: DUT ANTENNA DIAGRAM & SAR TEST SETUP PHOTOGRAPHS




Note: Exact antenna dimensions and separation distances are shown in the Technical Descriptions in the FCC Filing.

**Figure F-1**  
**DUT Antenna Locations**



FCC ID ZNFX212TA	 PCTEST ENGINEERING LABORATORY, INC.	SAR EVALUATION REPORT		Approved by: Quality Manager
Test Dates: 10/29/18 - 10/31/18	DUT Type: Portable Handset			APPENDIX F: Page 1 of 7




**SAR Test Setup Photo 1: Right Cheek**




**SAR Test Setup Photo 2: Right Tilt**



<b>FCC ID</b> ZNFX212TA		<b>SAR EVALUATION REPORT</b>		<b>Approved by:</b> Quality Manager
<b>Test Dates:</b> 10/29/18 - 10/31/18	<b>DUT Type:</b> Portable Handset			<b>APPENDIX F:</b> Page 2 of 7




**SAR Test Setup Photo 3: Left Cheek**




**SAR Test Setup Photo 4: Left Tilt**



<b>FCC ID</b> ZNFX212TA		<b>SAR EVALUATION REPORT</b>		<b>Approved by:</b> Quality Manager
<b>Test Dates:</b> 10/29/18 - 10/31/18	<b>DUT Type:</b> Portable Handset			<b>APPENDIX F:</b> Page 3 of 7



**SAR Test Setup Photo 5: Back at 1.0 cm**




**SAR Test Setup Photo 6: Front at 1.0 cm**



FCC ID ZNFX212TA		SAR EVALUATION REPORT		<b>Approved by:</b> Quality Manager
<b>Test Dates:</b> 10/29/18 - 10/31/18	<b>DUT Type:</b> Portable Handset	APPENDIX F: Page 4 of 7		




**SAR Test Setup Photo 7: Top at 1.0 cm**



**SAR Test Setup Photo 8: Bottom at 1.0 cm**



FCC ID ZNFX212TA		SAR EVALUATION REPORT		<b>Approved by:</b> Quality Manager
<b>Test Dates:</b> 10/29/18 - 10/31/18	<b>DUT Type:</b> Portable Handset	APPENDIX F: Page 5 of 7		

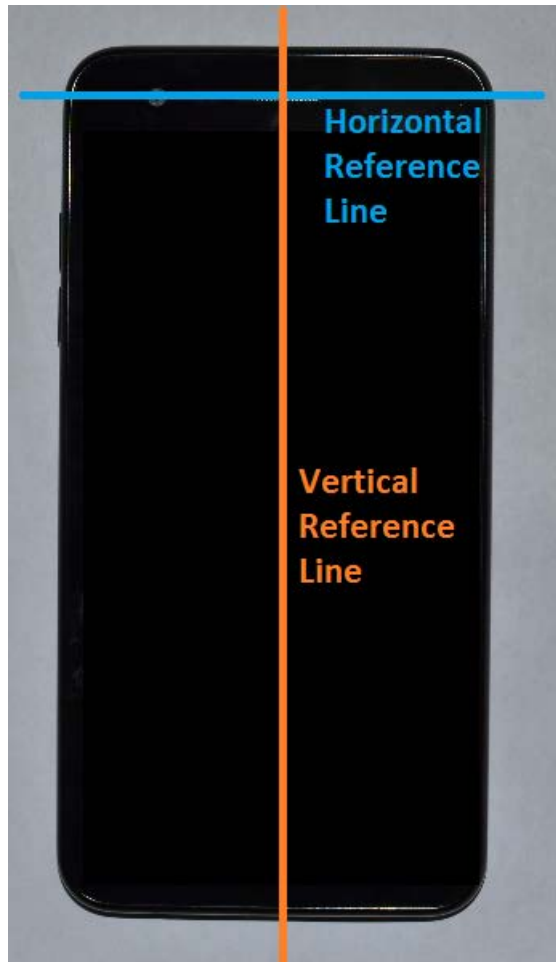


**SAR Test Setup Photo 9: Right at 1.0 cm**





**SAR Test Setup Photo 10: Left at 1.0 cm**

<b>FCC ID</b> ZNFX212TA		<b>SAR EVALUATION REPORT</b>		<b>Approved by:</b> Quality Manager
<b>Test Dates:</b> 10/29/18 - 10/31/18	<b>DUT Type:</b> Portable Handset			<b>APPENDIX F:</b> Page 6 of 7



**SAR Test Setup Photo 11: Vertical and Horizontal Reference Lines**

<b>FCC ID</b> ZNFX212TA		<b>SAR EVALUATION REPORT</b>		<b>Approved by:</b> Quality Manager
<b>Test Dates:</b> 10/29/18 - 10/31/18	<b>DUT Type:</b> Portable Handset	<b>APPENDIX F:</b> Page 7 of 7		