

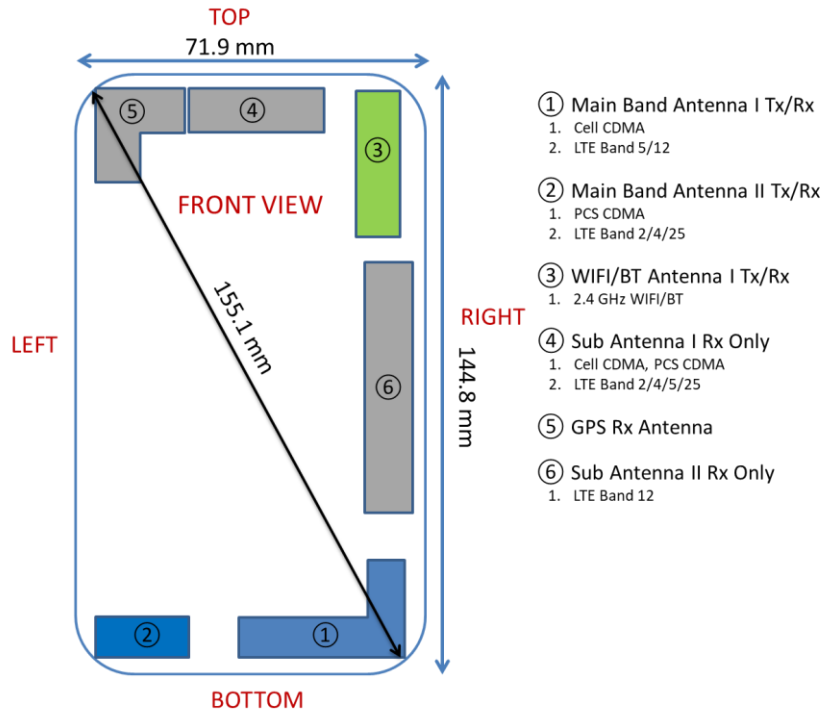



APPENDIX F: DUT ANTENNA DIAGRAM & SAR TEST SETUP PHOTOGRAPHS

FCC ID: ZNFX210ULM	 PCTEST ENGINEERING LABORATORY, INC.	SAR EVALUATION REPORT	 LG	Approved by: Quality Manager
Test Dates: 01/02/18 - 01/15/18	DUT Type: Portable Handset			APPENDIX F: Page 1 of 7






Note: Exact antenna dimensions and separation distances are shown in the Technical Descriptions in the FCC Filing.

Figure F-1
DUT Antenna Locations




SAR Test Setup Photo 1 – Right Cheek



FCC ID: ZNFX210ULM	 PCTEST ENGINEERING LABORATORY, INC.	SAR EVALUATION REPORT	 LG	Approved by: Quality Manager
Test Dates: 01/02/18 - 01/15/18	DUT Type: Portable Handset			APPENDIX F: Page 2 of 7



SAR Test Setup Photo 2 – Right Tilt




SAR Test Setup Photo 3 – Left Cheek



FCC ID: ZNFX210ULM	 <small>PROFESSIONAL LABORATORY, INC.</small>	SAR EVALUATION REPORT		Approved by: Quality Manager
Test Dates: 01/02/18 - 01/15/18	DUT Type: Portable Handset	APPENDIX F: Page 3 of 7		




SAR Test Setup Photo 4 – Left Tilt




SAR Test Setup Photo 5 – Back Side at 10 mm



FCC ID: ZNFX210ULM		SAR EVALUATION REPORT		Approved by: Quality Manager
Test Dates: 01/02/18 - 01/15/18	DUT Type: Portable Handset	APPENDIX F: Page 4 of 7		




SAR Test Setup Photo 6 – Front Side at 10 mm



SAR Test Setup Photo 7 – Top Edge at 10 mm



FCC ID: ZNFX210ULM		SAR EVALUATION REPORT		Approved by: Quality Manager
Test Dates: 01/02/18 - 01/15/18	DUT Type: Portable Handset	APPENDIX F: Page 5 of 7		



SAR Test Setup Photo 8 – Bottom Edge at 10 mm



SAR Test Setup Photo 9 – Right Edge at 10 mm



FCC ID: ZNFX210ULM		SAR EVALUATION REPORT		Approved by: Quality Manager
Test Dates: 01/02/18 - 01/15/18	DUT Type: Portable Handset	APPENDIX F: Page 6 of 7		



SAR Test Setup Photo 10 – Left Edge at 10 mm



SAR Test Setup Photo 11 – Horizontal and Vertical Reference Lines

FCC ID: ZNFX210ULM		SAR EVALUATION REPORT		Approved by: Quality Manager
Test Dates: 01/02/18 - 01/15/18	DUT Type: Portable Handset	APPENDIX F: Page 7 of 7		