

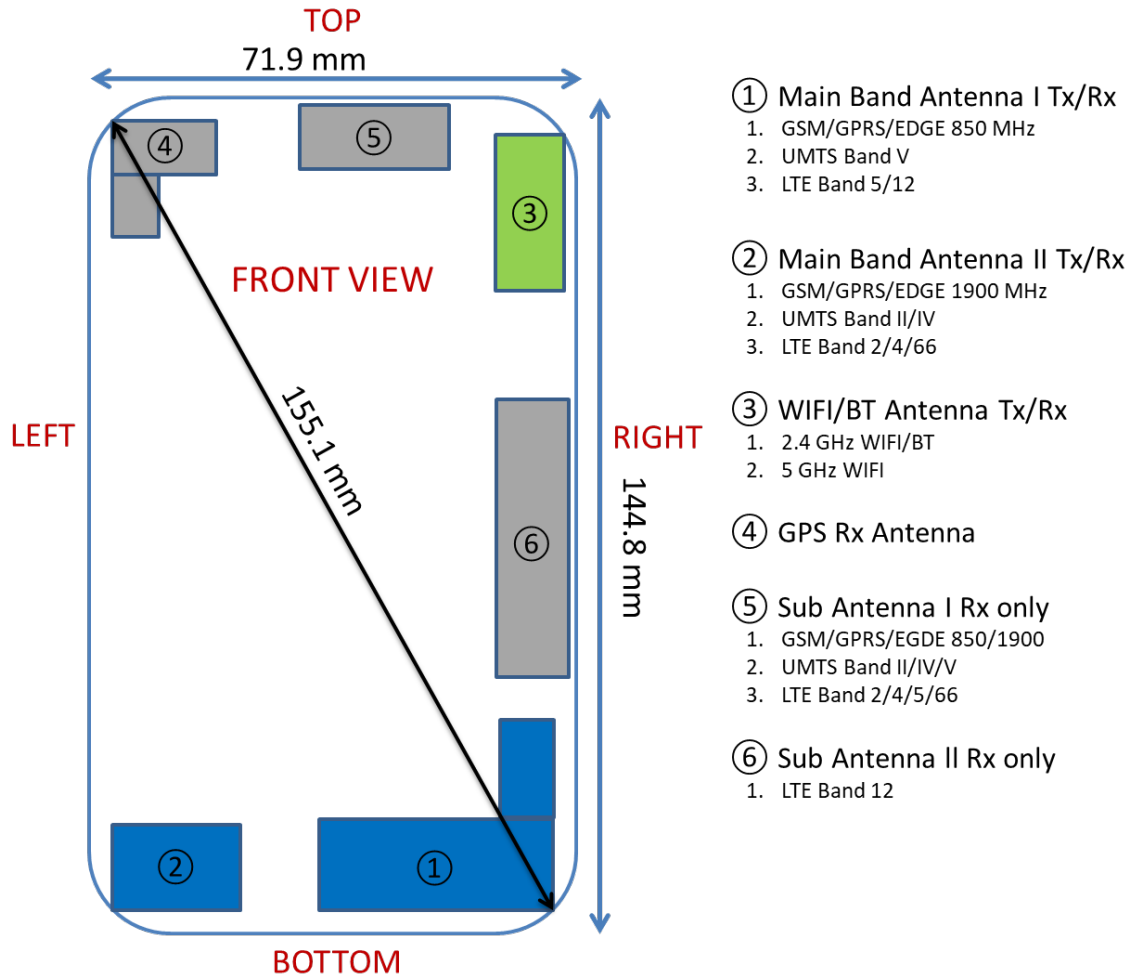


# APPENDIX F: DUT ANTENNA DIAGRAM & SAR TEST SETUP PHOTOGRAPHS


<b>FCC ID</b> ZNFX210MA		<b>SAR EVALUATION REPORT</b>		<b>Approved by:</b> Quality Manager
<b>Test Dates:</b> 10/02/17 - 10/12/17	<b>DUT Type:</b> Portable Handset			APPENDIX F: Page 1 of 8

Note: Exact antenna dimensions and separation distances are shown in the Technical Descriptions in the FCC Filing.


**Figure F-1  
DUT Antenna Locations**





FCC ID ZNFX210MA		SAR EVALUATION REPORT		Approved by: Quality Manager
Test Dates: 10/02/17 - 10/12/17	DUT Type: Portable Handset			APPENDIX F: Page 2 of 8




**SAR Test Setup Photo 1: Right Cheek**




**SAR Test Setup Photo 2: Right Tilt**



FCC ID ZNFX210MA		SAR EVALUATION REPORT		Approved by: Quality Manager
Test Dates: 10/02/17 - 10/12/17	DUT Type: Portable Handset	APPENDIX F: Page 3 of 8		




SAR Test Setup Photo 3: Left Cheek




SAR Test Setup Photo 4: Left Tilt



FCC ID ZNFX210MA		SAR EVALUATION REPORT		Approved by: Quality Manager
Test Dates: 10/02/17 - 10/12/17	DUT Type: Portable Handset			APPENDIX F: Page 4 of 8



**SAR Test Setup Photo 5: Back at 1.0 cm**



**SAR Test Setup Photo 6: Front at 1.0 cm**



FCC ID ZNFX210MA		SAR EVALUATION REPORT		Approved by: Quality Manager
Test Dates: 10/02/17 - 10/12/17	DUT Type: Portable Handset	APPENDIX F: Page 5 of 8		




**SAR Test Setup Photo 7: Top at 1.0 cm**




**SAR Test Setup Photo 8: Bottom at 1.0 cm**



FCC ID ZNFX210MA		SAR EVALUATION REPORT		Approved by: Quality Manager
Test Dates: 10/02/17 - 10/12/17	DUT Type: Portable Handset			APPENDIX F: Page 6 of 8

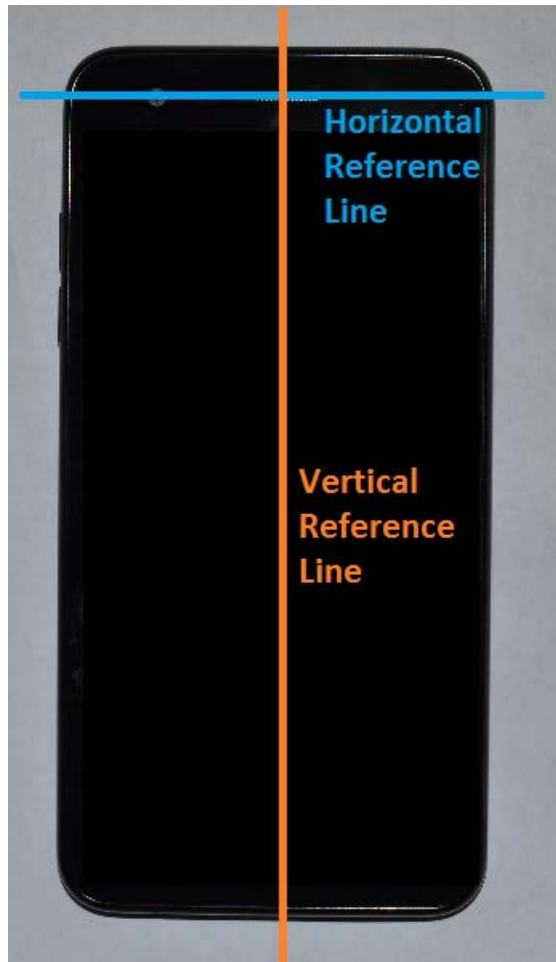


SAR Test Setup Photo 9: Right at 1.0 cm





SAR Test Setup Photo 10: Left at 1.0 cm

FCC ID ZNFX210MA		SAR EVALUATION REPORT		Approved by: Quality Manager
Test Dates: 10/02/17 - 10/12/17	DUT Type: Portable Handset	APPENDIX F: Page 7 of 8		



**SAR Test Setup Photo 11: Vertical and Horizontal Reference Lines**

<b>FCC ID</b> ZNFX210MA		<b>SAR EVALUATION REPORT</b>		<b>Approved by:</b> Quality Manager
<b>Test Dates:</b> 10/02/17 - 10/12/17	<b>DUT Type:</b> Portable Handset			<b>APPENDIX F:</b> Page 8 of 8