
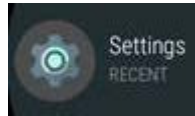
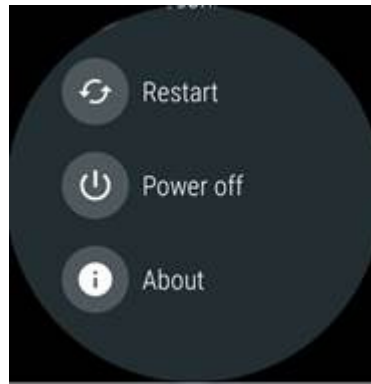


## Description of E-label on the ZNFW280

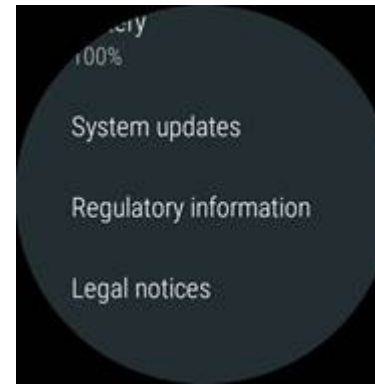
1. FCC ID is applied by E-label on device.



[Step 1]



[Step 2]



[Step 3]



FCC ID

Setting Menu	
Step 1	Select System
Step 2	Select About
Step 3	Select Regulatory information

## Description of E-label on the ZNFW280

2. FCC ID is applied on packaging

Products meet current FCC Radio Frequency Exposure guidelines.  
FCC Equipment Authorization ID: ZNFW280

3. Instruction of E-label on the user manual

### **Regulatory information** (FCC ID number, E-labeling, etc.)

1. Press and hold the **Power Key** until the apps list appears.

2. Tap **Settings** > **System** > **About** > **Regulatory information** to get regulatory information.