

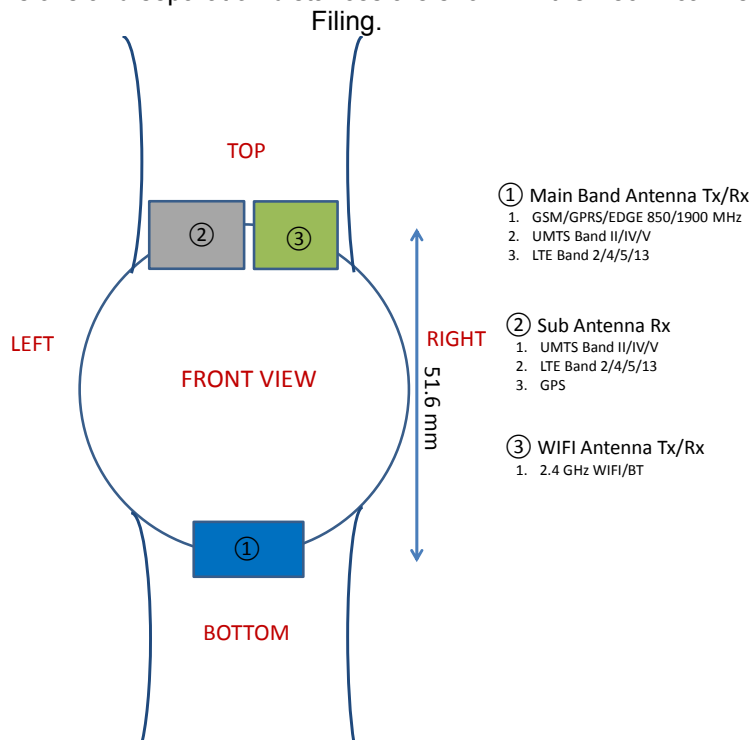


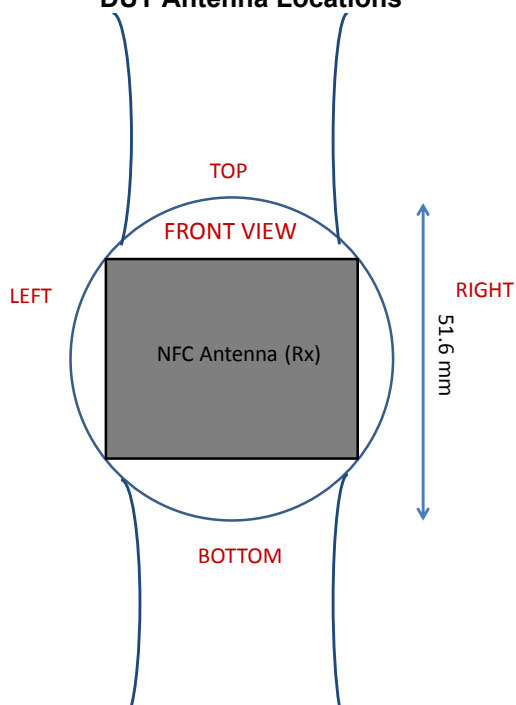
APPENDIX F: DUT ANTENNA DIAGRAM & SAR TEST SETUP PHOTOGRAPHS

FCC ID: ZNFW280		SAR EVALUATION REPORT		Reviewed by: Quality Manager
Test Dates: 11/07/2016 - 11/12/2016	DUT Type: Portable Wrist Device			APPENDIX F: Page 1 of 4



Note: Exact antenna dimensions and separation distances are shown in the Technical Descriptions in the FCC Filing.




**Figure F-1
 DUT Antenna Locations**

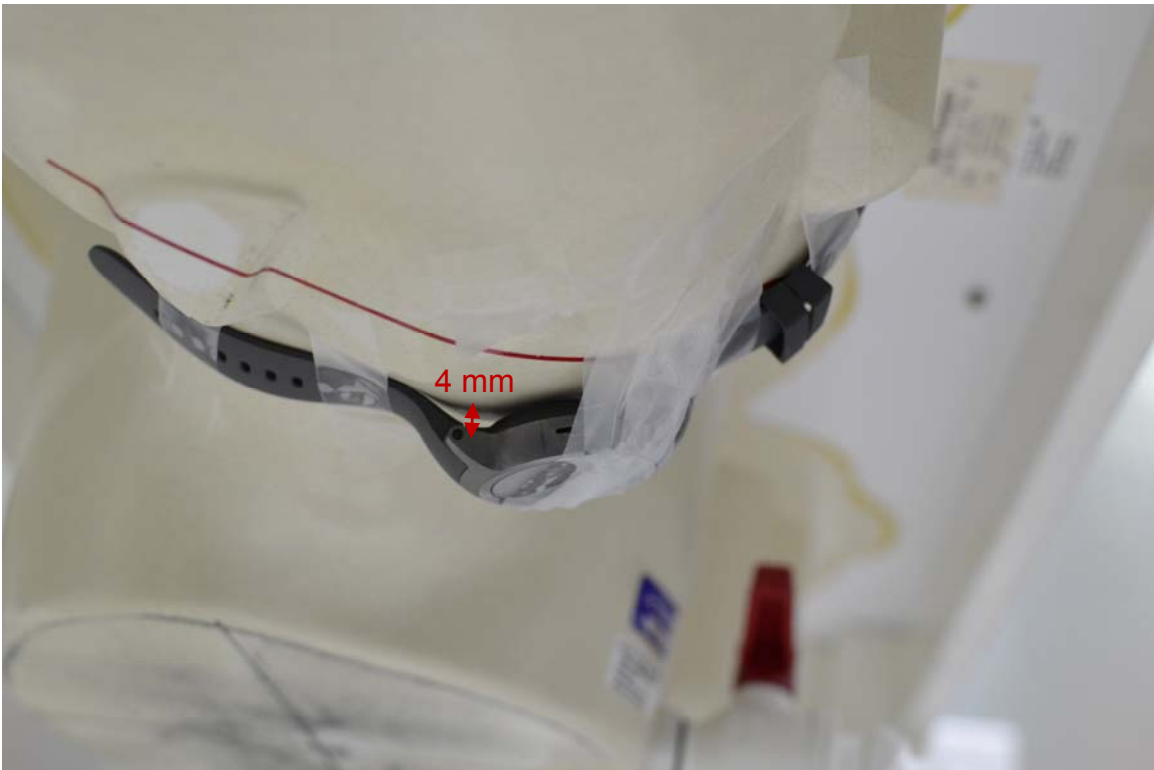


**Figure F-2
 NFC Antenna Locations**



FCC ID: ZNFW280	 PCTEST PROFESSIONAL LABORATORY, INC.	SAR EVALUATION REPORT		Reviewed by: Quality Manager
Test Dates: 11/07/2016 - 11/12/2016	DUT Type: Portable Wrist Device			APPENDIX F: Page 2 of 4



SAR Test Setup Photo 1 - Front side at 1.0 cm



SAR Test Setup Photo 2 - Back side at 0.0 cm for Antenna 1, with gap at hinge



FCC ID: ZNFW280	 PCTEST <small>ENGINEERING LABORATORY, INC.</small>	SAR EVALUATION REPORT		Reviewed by: Quality Manager
Test Dates: 11/07/2016 - 11/12/2016	DUT Type: Portable Wrist Device			APPENDIX F: Page 3 of 4



SAR Test Setup Photo 3 – Back side at 0.0 cm for Antenna 3, with gap at hinge



SAR Test Setup Photo 4 – DUT actual use condition with gap at hinge

FCC ID: ZNFW280		SAR EVALUATION REPORT		Reviewed by: Quality Manager
Test Dates: 11/07/2016 - 11/12/2016	DUT Type: Portable Wrist Device			APPENDIX F: Page 4 of 4