

ENGLISH



MBM00000000 (1.0)

LG-W270

QUICK START GUIDE

Printed in XXXXX

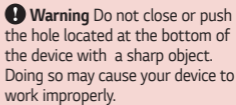


www.lg.com

Visit ***www.lg.com*** to view the user guide and more information.

- Some contents and illustrations may differ from your device depending on the region, service provider, software version, or OS version, and are subject to change without prior notice.
- Always use genuine LG accessories. The supplied items are designed only for this device and may not be compatible with other devices.
- Available accessories may vary depending on your region, country or service provider.

Watch layout



A light pink rounded rectangular callout box with a red border. A red line extends from the top center of the box to a red dot, which is positioned below a white rectangular hole with a red border. The text inside the box reads: **! Warning** Do not close or push the hole located at the bottom of the device with a sharp object. Doing so may cause your device to work improperly.

! Warning Do not close or push the hole located at the bottom of the device with a sharp object. Doing so may cause your device to work improperly.

Charging the watch

Before using your watch for the first time, you should charge the battery.



- Use the charging cradle provided with the your watch to charge its battery.
- Connect the charging cradle to a power outlet and place the watch on it. The watch will turn on automatically.
- To maximize battery life, make sure that the battery is fully charged before you use it for the first time.

Charging the watch

Cautions to be taken regarding the corrosion of charging terminals

Exposing to sweat or other foreign material during the use of the product may cause corrosion at the terminals while charging it.

To prevent this, wipe the product with a cloth before charging.

Cautions before wearing the leather strap


- The LG Watch Urbane's stitched leather strap is thick enough to meet high quality standard. Before wearing the leather strap, please bend it back and forth a few times. This will help you feel more comfortable when wearing it.
- Depending on the user's skin condition, the watch may cause unintended allergic reactions on the skin it's in contact with.

Turning on the watch

To turn on the watch, press and hold the **Power Key** (on the right hand side of the watch) for a few seconds.



Turning off the watch

- 1 Press and hold the **Power Key** until the apps list appears.
- 2 Tap **Settings** > **Power off**.
- 3 When prompted with the message **Power off: Are you sure?**, tap .

Before Pairing

Before pairing, please do the following on the phone or tablet.

- 1 Make sure that the Android version on your phone or tablet is Android 4.3 or higher and supports Bluetooth®.
 - To find out whether your phone or tablet supports Android Wear, visit <http://g.co/WearCheck> from your phone or tablet.
 - If your phone or tablet is not Android 4.3, or later, please check with your manufacturer for a possible software update.
- 2 Make sure your phone or tablet is next to your watch.
- 3 On your phone or tablet, download the **Android Wear**  app from the **Play Store**  app and install it. Check that the **Android Wear**  app is installed and updated to the latest version on your phone or tablet.

Before Pairing

- 4 Make sure your phone or tablet is connected to mobile data or Wi-Fi. You need a data connection to set up your watch for the first time.
- 5 Keep the watch connected to power during setup.

NOTES:

- Depending on the software installed on your watch, your watch may automatically download and install an update.
- Depending on the network condition, the setup process might take over 20 minutes.


How to pair your watch

- 1 Turn on the watch and swipe the welcome screen left to begin.
- 2 Tap a language.
- 3 Connect your watch to a power source and swipe left to continue.

Tip: If the battery is less than 20%, your watch may not move to the next step.

- 4 Swipe left following the onscreen instruction until the watch code is displayed.

How to pair your watch

- 5 Open the **Android Wear**  app on your phone or tablet. Turn Bluetooth on during setup, if it isn't already on.
- 6 On your phone or tablet, you'll see a list of nearby devices. Tap your watch's code.
- 7 You'll see a pairing code on your phone or tablet and watch. Check that the codes match.
- 8 Tap **Pair** on your phone or tablet to start pairing.
- 9 You'll see a confirmation message on your watch once it is paired. This can take a few minutes, so please wait a while.
- 10 Follow the onscreen instructions to complete the initial setup.

Heart Rate Sensor

Wear your watch on your wrist correctly before measuring the heart rate.



NOTES:


- Loose fitting or too much movement may cause inaccurate measurements.
- Never look directly at the heart rate sensor light as this may damage your eyesight.
- When heart rate readings are inaccurate, retake your heart rate measurements by putting your watch on the inside of one of your wrists.

Connecting to another mobile device

If you want to connect your watch to another device, you must reset your watch.

Reset your watch

This setting resets your watch's settings to their factory default values and deletes all of your data.

- 1 Press and hold the **Power Key** until the apps list appears.
 - 2 Tap **Settings** > **Factory reset**. You are prompted to confirm.
 - 3 Tap .
- Your watch connects to one mobile device at a time.
 - Factory reset erases all data from your watch's memory. After completion, it is ready to connect to another mobile device.

Safety information

Before turning on your product, review the basic safety information provided here.

General safety & handling

While using your product, be aware of the following common-sense guidelines.

Your environment

- **Safe operating temperatures.** Use and store your product in temperatures between 0°C/32°F and 35°C/95°F. Exposing your product to extremely low or high temperatures may result in damage, malfunction, or even explosion.
- **While driving.** When driving a car, driving is your first responsibility. Using a mobile device or accessory for a call or other application while driving may cause distraction. Keep your eyes on the road.

- **Around explosives.** Do not use in areas where sparks from the product might cause a fire or explosion.
- **On airplanes.** Observe all rules and instructions for use of electronic devices. Most airlines allow electronic use only between and not during takeoffs and landings. There are three main types of airport security devices: X-ray machines (used on items placed on conveyor belts), magnetic detectors (used on people walking through security checks), and magnetic wands (hand-held devices used on people or individual items). You can pass your product through airport X-ray machines. But do not send it through airport magnetic detectors or expose it to magnetic wands.
- Always follow any special regulations in a given area. Turn your device off in areas where use is forbidden or when it may cause interference or danger.
- Changing the wrist straps to metal straps might cause Bluetooth/Wi-Fi connectivity problem.

Safety tips

WARNING: The charging cradle contains strong magnets that may interfere with pacemakers, credit cards, watches, and other magnet-sensitive objects. To avoid damaging your product and reduce the risk of fire or electric shock, explosion, or other hazards, observe these common-sense precautions:

- Use only with cables, chargers, and other accessories approved by LG.
- Do not drop, strike, or shake your product.
- Do not damage the power cord by bending, twisting, pulling, heating, or placing heavy items on it.
- This product is equipped with a USB cable for connecting to a desktop or notebook computer or to the charger. Be sure your computer is properly grounded before connecting your product to the computer. The power supply cord of a desktop or notebook computer has an equipment-grounding conductor and a grounding plug. The plug must be plugged into an appropriate outlet that is properly installed and grounded in

accordance with all local codes and ordinances.

- Do not open, disassemble, crush, bend or deform, puncture, or shred the product.
- Do not insert foreign objects into the product.
- Do not place the product in a microwave oven.
- Do not expose the product to fire, explosion, or other hazards.
- Clean with a soft, damp cloth. Don't use harsh chemicals (such as alcohol, benzene, or thinners) or detergents to clean your product.
- Dispose of your product and battery separately from household waste and in accordance with local regulations.
- Like many electronic devices, your product generates heat during normal operation. Extremely prolonged, direct skin contact in the absence of adequate ventilation may result in discomfort or minor burns. Therefore, use care when handling your product during or immediately after operation.

- If you have a problem with using the product, please stop using it and consult with the authorised LG Electronics customer service center.
 - Do not immerse or expose the product to water or other liquids.
- Pedometer, Sleep, Exercise, and Heart rate are not intended to treat or diagnose any medical condition, and should be used for leisure, well-being and fitness purposes only.
 - Heart rate readings can be affected by measurement conditions and your surroundings. Make sure you are seated and relaxed before reading your heart rate.
 - This product is water and dust-resistant according to the IP67 Rating, which tests submersion in water at up to one metre for up to 30 minutes. Not shockproof. The case must be completely closed.
 - Heart rate readings may be affected by skin condition, measurement conditions and your surroundings.

- Never look directly at the light of the heart rate sensor as this may damage your eyesight.
- If your device becomes hot, remove it until it cools down. Exposing skin to the hot surface for a long period of time may cause skin burn.
- The Heart rate feature is only intended for measuring your heart rate and must not be used for any other purposes.

Battery warnings

- When disconnecting the power adapter from a power outlet, pull on the adapter, never on the cable.
- This device must be used with an AC adapter that has been certified with a Limited Power Source output per IEC 609501 and that has been qualified per CTIA Certification Requirements for Battery System Compliance to IEEE 1725. This device comes with an AC adapter that has the proper certification. AC adapters sold through the Google Store

also have the proper certification. Do not use adapters or accessories that haven't been approved by Google or LG for use with this phone.

- Do not use adapters or accessories that haven't been approved by Google or LG for use with this watch.
- When charging the watch, make sure the power adapter is plugged into a socket near the watch and is easily accessible.
- If the battery leaks, do not allow the leaking fluid to come in contact with eyes, skin, or clothing. If the fluid is already in contact with the eyes, do not rub them. Rinse the eyes with clean water immediately and seek medical advice.
- Keep a leaking battery away from fire, as there is a danger of ignition or explosion.
- Dispose of your watch, battery, and accessories according to local regulations. Do not dispose of them in normal household waste. Improper disposal may lead to fire, explosion, or other hazards.

- Improper battery use may result in a fire, explosion, or other hazard.

Notes on water resistant properties

This product is water and dust resistant in compliance with the Ingress Protection rating IP67*.

- * The IP67 rating means that the product will maintain its operability even if it is gently submerged in a tank of still tap water at room temperature for about 30minutes, up to a depth of 1 meter.

Avoid exposing the product to environments with excessive dusts or moisture. Do not use the product in the following environments.



Do not immerse the product in any liquid chemicals (soap, etc.) other than water.



Do not immerse the product in salt water, such as sea water.



Do not immerse the product in hot spring.



Do not swim wearing this product.



Do not use the product underwater.



Do not place the product directly on sand (such as at a beach) or mud.

- Once the product gets wet, water may remain in gaps of the main unit. Shake the product well to drain water.
- Even after water is drained, the inner parts might be still wet. Although you can use the product, do not place it near things that must not get wet. Take care not to wet your clothes, bag or contents of the bag.
- Drain water if the voice activation does not work properly due to water remaining in the microphone.
- Do not use the product in places where it may be sprayed with high-pressure water (e.g. near a faucet or shower head) or submerge it in water for extended periods of time, as the product is not designed to withstand high water pressure.

- This product is not resistant to shock. Do not drop the product or subject it to shock. Doing so might damage or deform the main unit causing water leak.

Pacemakers and other medical devices

Persons with pacemakers should:

- ALWAYS keep the product more than six (6) inches from their pacemaker when the product is turned ON.
- Not carry the product in a breast pocket.
- Use the wrist opposite the pacemaker to minimize the potential for RF interference.
- Turn the product OFF immediately if there is any indication that interference is taking place.

If you use any other personal medical device, consult your physician or the manufacturer of your device to determine if it is adequately shielded from external RF energy.

! WARNING!

Notice for Battery replacement

- Li-Ion Battery is a hazardous component which can cause injury.
- Battery replacement by non-qualified professional can cause damage to your device.
- Do not replace the battery by yourself. The battery can be damaged, which can cause overheat and injury. The battery must be replaced by the authorized service provider. The battery should be recycled or disposed separately from household waste.

- In case this product contains a battery incorporated within the product which cannot be readily removed by end-users, LG recommends that only qualified professionals remove the battery, either for replacement or for recycling at the end of this product's working life. To prevent damage to the product, and for their own safety, users should not attempt to remove the battery and should contact LG Service Helpline, or other independent service providers for advice.
- Removal of the battery will involve dismantling of the product case, disconnection of the electrical cables/contacts, and careful extraction of the battery cell using specialized tools. If you need the instructions for qualified professionals on how to remove the battery safely, please visit <http://www.lge.com/global/sustainability/environment/take-back-recycling>.

Tips for using Bluetooth and Wi-Fi on your watch

- When connecting your product to other mobile devices, the devices must be positioned close to each other. If not, it may cause abnormal operation or noise, depending on the use environment.
- In an open space, the Bluetooth communication range usually spans approximately 10m. This range may vary depending on the use environment.
- Do not place obstacles between your product and connected devices. Outgoing/incoming signal can weaken due to user's body, walls, corners or obstacles. Use where there is no obstacle.
- When using a Wi-Fi connection, your watch can get notifications from your phone or tablet even if Bluetooth is unavailable.
- Your watch will search and connect to the nearest Wi-Fi network based on the Wi-Fi list registered on your phone.

Tips for the display screen

- Do not display non-moving images for an extended period. This may cause image burn-in or stains on the screen.
- Applications that display the same screen for more than 10 minutes are not recommended because the potential screen damage is not covered by the warranty.

Exposure to radio frequency (RF) energy

In August 1996, the U.S. Federal Communications Commission (FCC), with its action in Report and Order FCC 96-326, adopted an updated safety standard for human exposure to Radio Frequency (RF) electromagnetic energy emitted by FCC-regulated transmitters. The design of this product complies with the FCC guidelines and these international standards.

Body-worn(Wrist) and Next-to-Mouth operation (U.S and Canada)

This device was tested for typical bodyworn(Wrist) operations with the back of the device kept 0 inches (0cm) between the user's body(Wrist) and the back of the device.

And this device was tested for typical Next-to-Mouth(Face) operations with the front of the device kept 0.39 inches (1cm) between the user's mouth(Face) and the front of the device.

To comply with FCC/IC RF exposure requirements, a minimum separation distance of 0.39 inches (1cm) must be maintained between the user's mouth(Face) and the front of the device.

Any accessories containing metallic components may not be used.

Specific Absorption Rate (SAR) values

Your product is a radio transmitter and receiver. It is designed and manufactured not to exceed the emission limits for exposure to Radio Frequency (RF) energy set by the Federal Communications Commission of the U.S. Government. The standards include a substantial safety margin designed to assure the safety of all persons, regardless of age and health.

The exposure standard for wireless products employs a unit of measurement known as the Specific Absorption Rate, or SAR. In the United States and Canada, the SAR limit for wrist watch used by the public is 1.6 watts/kg (W/kg) averaged over one gram of tissue or 4.0 watts/kg (W/kg) averaged over ten gram of tissue.

Tests for SAR are conducted using standard operating positions specified by the FCC with the product transmitting at its highest certified power level in all tested frequency bands.

Although SAR is determined at the highest certified power level, the actual SAR level of the product during operation can be well below the maximum value.

Because the product is designed to operate at multiple power levels and to use only the power required to reach the network, in general, the closer you are to a wireless base station antenna, the lower the power output. The highest SAR value for this model product when tested for use at Next-to-Mouth(Face) is 0.32 W/kg(1g) and for body-worn(Wrist) is 0.29 W/kg(10g).

While there may be differences between SAR levels of various phones and at various positions, they all meet the government requirement for safe exposure.

The FCC has granted an Equipment Authorization for this model product with all reported SAR levels evaluated as in compliance with the FCC RF emission guidelines.

SAR information on this model product is on file with the FCC and can be found under the Display Grant section of <http://transition.fcc.gov/oet/ea/fccid/> after searching on FCC ID ZNFW270.

Additional information on Specific Absorption Rates (SAR) can be found on the Cellular Telecommunications Industry Association (CTIA) website at <http://www.ctia.org/>.

* Product meets current FCC & IC Radio Frequency Exposure Guidelines

FCC ID : ZNFW270

IC ID : 2703C-W270

US/Canada declarations of conformity (Part 15.105 statement)

This equipment has been tested and found to comply with the limits for a class B digital device, pursuant to Part 15 of the FCC rules. These limits are designed to provide reasonable protection against harmful interference in a residential installation. This equipment generates, uses, and can radiate radio frequency energy and, if not installed and used in accordance with the instructions, may cause harmful interference with radio communications.

However, there is no guarantee that interference will not occur in a particular installation. If this equipment does cause harmful interference or television reception, which can be determined by turning the equipment off and on, you can try to correct the interference by one or more of the following measures:

- Reorient or relocate the receiving antenna.

- Increase the separation between the equipment and receiver.
- Connect the equipment into an outlet on a circuit different from that to which the receiver is connected.
- Consult the dealer or an experienced radio/TV technician for help.

Part 15.21 statement: Change or Modifications that are not expressly approved by the manufacturer could void the user's authority to operate the equipment.

Part 15.19 statement (U.S.) and RSS General Requirement

(CANADA): This device complies with part 15 of FCC rules and Industry Canada license-exempt RSS standards. Operation is subject to the following two conditions:

- (1) This device may not cause harmful interference.
- (2) This device must accept any interference received, including interference that may cause undesired operation.

Open Source Software Notice Information

To obtain the source code under GPL, LGPL, MPL, and other open source licenses, that is contained in this product, please visit <http://opensource.lge.com>.

In addition to the source code, all referred license terms, warranty disclaimers and copyright notices are available for download.

LG Electronics will also provide open source code to you on CD-ROM for a charge covering the cost of performing such distribution (such as the cost of media, shipping, and handling) upon email request to opensource@lge.com. This offer is valid for three (3) years from the date on which you purchased the product.

Regulatory information (Regulation ID number, E-labeling, etc.)

1. Press and hold the **Power Key** until the apps list appears.
2. Tap **Settings** > **System** > **About** > **Regulatory information** to get regulatory information.

HOW TO UPDATE YOUR DEVICE

Access to latest firmware releases, new software functions and improvements.

1. Press and hold the **Power Key** until the apps list appears.
2. Tap **Settings** > **System** > **About** > **System updates** on your device.

WARNING

This product contains the following chemicals known to the State of California to cause cancer and birth defects or reproductive harm:

- Nickel
- Toluene
- Methyl isobutyl ketone
- Carbon particles of respirable size

Wash hands after handling.

Limited Warranty Statement

1. WHAT THIS WARRANTY COVERS:

LG offers you a limited warranty that the enclosed subscriber unit and its enclosed accessories will be free from defects in material and workmanship, according to the following terms and conditions:

1. The limited warranty for the product extends for TWELVE (12) MONTHS beginning on the date of purchase of the product with valid proof of purchase.
2. The limited warranty extends only to the original purchaser of the product and is not assignable or transferable to any subsequent purchaser/end user.
3. This warranty is good only to the original purchaser of the product during the warranty period as long as it is in the U.S., including Alaska, Hawaii, U.S. Territories and Canada.

4. The external housing and cosmetic parts shall be free of defects at the time of shipment and, therefore, shall not be covered under these limited warranty terms.
5. Upon request from LG, the consumer must provide information to reasonably prove the date of purchase.

2. WHAT THIS WARRANTY DOES NOT COVER:

1. Defects or damages resulting from use of the product in other than its normal and customary manner.
2. Defects or damages from abnormal use, abnormal conditions, improper storage, exposure to moisture or dampness, unauthorized modifications, unauthorized connections, unauthorized repair, misuse, neglect, abuse, accident, alteration, improper installation, or other acts which are not the fault of LG, including damage caused by shipping, blown fuses, spills of food or liquid.
3. Breakage or damage to antennas unless caused directly by defects in

material or workmanship.

4. That the Customer Service Department at LG was not notified by consumer of the alleged defect or malfunction of the product during the applicable limited warranty period.
5. Products which have had the serial number removed or made illegible.
6. This limited warranty is in lieu of all other warranties, express or implied either in fact or by operations of law, statutory or otherwise, including, but not limited to any implied warranty of marketability or fitness for a particular use.
7. Damage resulting from use of non-LG approved accessories.
8. All plastic surfaces and all other externally exposed parts that are scratched or damaged due to normal customer use.
9. Products operated outside published maximum ratings.
10. Products used or obtained in a rental program.
11. Consumables (such as fuses).

3. STATE LAW RIGHTS:

No other express warranty is applicable to this product. THE DURATION OF ANY IMPLIED WARRANTIES, INCLUDING THE IMPLIED WARRANTY OF MARKETABILITY OR MERCHANTABILITY OR FITNESS FOR A PARTICULAR PURPOSE, IS LIMITED TO THE DURATION OF THE EXPRESS WARRANTY HEREIN. LG SHALL NOT BE LIABLE FOR THE LOSS OF THE USE OF THE PRODUCT, INCONVENIENCE, LOSS OR ANY OTHER DAMAGES, DIRECT OR CONSEQUENTIAL, ARISING OUT OF THE USE OF, OR INABILITY TO USE, THIS PRODUCT OR FOR ANY BREACH OF ANY EXPRESS OR IMPLIED WARRANTY, INCLUDING THE IMPLIED WARRANTY OF MARKETABILITY OR MERCHANTABILITY OR FITNESS FOR A PARTICULAR PURPOSE APPLICABLE TO THIS PRODUCT.

Some states do not allow the exclusive limitation of incidental or consequential damages or limitations on how long an implied warranty lasts; so these limitations or exclusions may not apply to you. This warranty

gives you specific legal rights and you may also have other rights which vary from state to state.

4. HOW TO GET WARRANTY SERVICE:

To obtain warranty service, visit the LG service center website at <http://us.lgservice.com> for details of customer care.

5. LG SERVICE WEB SITE

<http://us.lgservice.com>

7.11 WARRANTY LAWS

The following laws govern warranties that arise in retail sales of consumer goods:

- The California Song-Beverly Consumer Warranty Act [CC §§1790 et seq],
- The California Uniform Commercial Code, Division Two [Com C §§2101 et seq], and
- The federal Magnuson-Moss Warranty Federal Trade Commission

Improvement Act [15 USC §§2301 et seq; 16 CFR Parts 701– 703]. A typical Magnuson-Moss Act warranty is a written promise that the product is free of defects or a written promise to refund, repair, or replace defective goods. [See 15 USC §2301(6).] Remedies include damages for failing to honor a written warranty or service contract or for violating disclosure provisions. [See 15 USC §2310(d).] Except for some labeling and disclosure requirements, the federal Act does not preempt state law. [See 15 USC §2311.]

The Consumer Warranty Act does not affect the rights and obligations of parties under the state Uniform Commercial Code, except the provisions of the Act prevail over provisions of the Commercial Code when they conflict. [CC §1790.3.]

For purposes of small claims actions, this course will focus on rights and duties under the state laws.

Laser safety statement

CDRH Compliance

THIS PRODUCT COMPLIES WITH APPLICABLE REQUIREMENT OF THE DHHS PERFORMANCE STANDARD FOR LASER PRODUCT, 21 CFR SUBCHAPTER J.

Caution!

This product employs a Laser system. To ensure proper use of this product, please read this owner's manual carefully and retain for future reference. Should the unit require maintenance, contact an authorized service center. Use of controls, adjustments, or the performance of procedures other than those specified herein may result in hazardous radiation exposure. To prevent direct exposure to laser beam, do not try to open the enclosure or to make the direct contact with the laser.

CLASS 1	LASER PRODUCT
KLASSE 1	LASER PRODUKT
LUOKAN 1	LASER LAITE
KLASS 1	LASER APPARAT
CLASSE 1	PRODUIT LASER

.....

.....

.....

.....

.....

.....

.....

.....

.....

.....

.....

.....

.....

.....

.....

.....

.....

.....

.....

.....

.....

.....

.....

.....

.....

.....

.....

.....

.....

.....