



APPENDIX F: DUT ANTENNA DIAGRAM & SAR TEST SETUP PHOTOGRAPHS

| | | | | |
|--------------------------------|--|------------------------------|---|--|
| FCC ID ZNFW270 |  PCTEST PRODUCTION LABORATORY, INC. | SAR EVALUATION REPORT |  LG | Reviewed by: Quality Manager |
| Test Dates: 11/14/16 | DUT Type: Portable Wrist Device | | | APPENDIX F: Page 1 of 3 |

Note: Exact antenna dimensions and separation distances are shown in the Technical Descriptions in the FCC Filing.

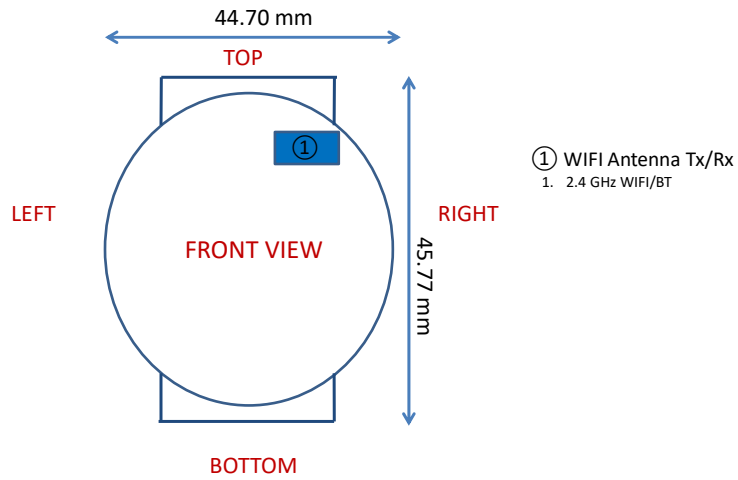






Figure F-1
DUT Antenna Locations



| | | | | |
|-------------------------|---|-----------------------|--|---------------------------------|
| FCC ID ZNFW270 |  PCTEST PRODUCTION LABORATORY, INC. | SAR EVALUATION REPORT |  LG | Reviewed by: Quality Manager |
| Test Dates: 11/14/16 | DUT Type: Portable Wrist Device | | | APPENDIX F: Page 2 of 3 |



SAR Test Setup Photo 1 - Front side at 1.0 cm



SAR Test Setup Photo 2 - Back Side at 0.0 cm

| | | | | |
|-------------------------|---|-----------------------|---|---------------------------------|
| FCC ID ZNFW270 |  <small>PRODUCTION LABORATORY, INC.</small> | SAR EVALUATION REPORT |  | Reviewed by: Quality Manager |
| Test Dates: 11/14/16 | DUT Type: Portable Wrist Device | | | APPENDIX F: Page 3 of 3 |