








11. SETUP PHOTOS

| RADIATED AND POWERLINE CONDUCTED EMISSIONS MEASUREMENT SETUP | |
|---|--|
|  |  |
| RADIATED FRONT PHOTO (BELOW 1 GHz) | RADIATED BACK PHOTO (BELOW 1 GHz) |
|  |  |
| RADIATED FRONT PHOTO (ABOVE 1 GHz) | RADIATED BACK PHOTO (ABOVE 1 GHz) |
|  |  |
| LINE CONDUCTED FRONT PHOTO | LINE CONDUCTED SIDE VIEW PHOTO |

**ANTENNA PORT CONDUCTED RF MEASUREMENT SETUP AND
RADIATED RF MEASUREMENT SETUP FOR PORTABLE CONFIGURATION**



ANTENNA PORT CONDUCTED PHOTO



X-AXIS FRONT PHOTO



Y-AXIS FRONT PHOTO



Z-AXIS FRONT PHOTO-Worst-Case

END OF REPORT