




10. SETUP PHOTOS

RADIATED EMISSION BELOW 30 MHz



FACE ON



FACE OFF



RADIATED EMISSION ABOVE 30 MHz




TEMPERATURE CHAMBER ENVIRONMENT



AC MAINS LINE CONDUCTED EMISSION

LINE CONDUCTED EMISSION (FRONT)



LINE CONDUCTED EMISSION (BACK)



END OF REPORT