




10. SETUP PHOTOS

RADIATED EMISSION BELOW 30 MHz



FACE ON




FACE OFF



RADIATED EMISSION ABOVE 30 MHz



TEMPERATURE CHAMBER ENVIRONMENT




AC MAINS LINE CONDUCTED EMISSION

LINE CONDUCTED EMISSION (FRONT)



LINE CONDUCTED EMISSION (BACK)



END OF REPORT