


## 7. SETUP PHOTOS

### RADIATED MEASUREMENT SETUP (BELOW 1 GHz)




**RADIATED PHOTO (BELOW 1 GHz)**



**RADIATED MEASUREMENT SETUP (ABOVE 1 GHz)**

**RADIATED PHOTO (ABOVE 1 GHz)**



**POWERLINE CONDUCTED EMISSIONS MEASUREMENT SETUP**

LINE CONDUCTED FRONT PHOTO



LINE CONDUCTED BACK PHOTO




**POWERLINE CONDUCTED EMISSIONS MEASUREMENT SETUP**

LINE CONDUCTED FRONT PHOTO



LINE CONDUCTED BACK PHOTO



**END OF REPORT**