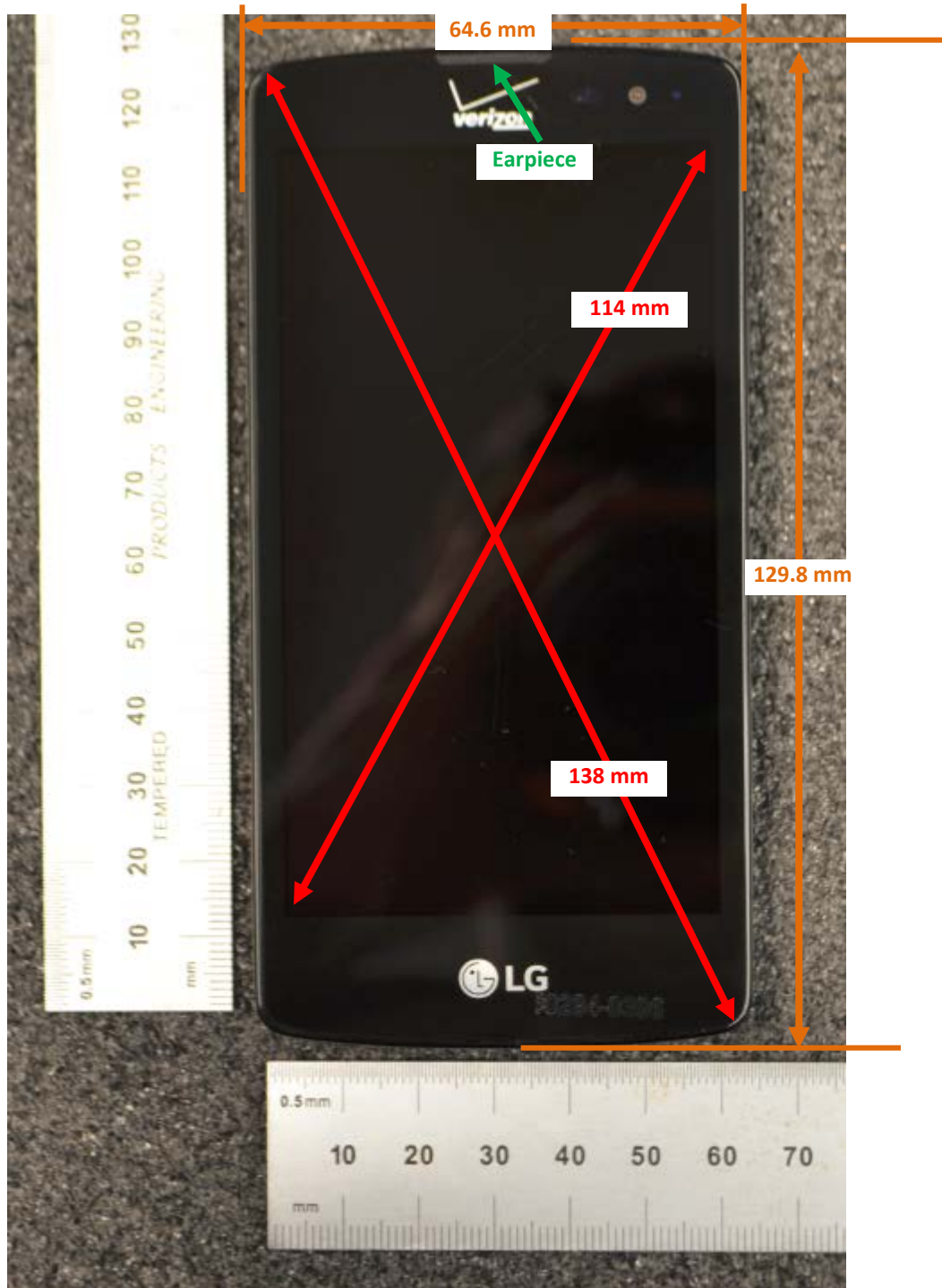


DUT and SAR Set-up Photos

Overall Dimensions



Front View of the DUT



Rear View of the DUT




Setup Photos

Handset Vertical and Horizontal Reference Lines


Vertical
Center Line

Horizontal
Line




Head Exposure Conditions


Left Touch




Left Tilt (15°)



Right Touch



Right Tilt (15°)




Body-worn Accessory & Hotspot mode Exposure Conditions

Rear



Front




Hotspot Exposure Conditions


Edge 1




Edge 2



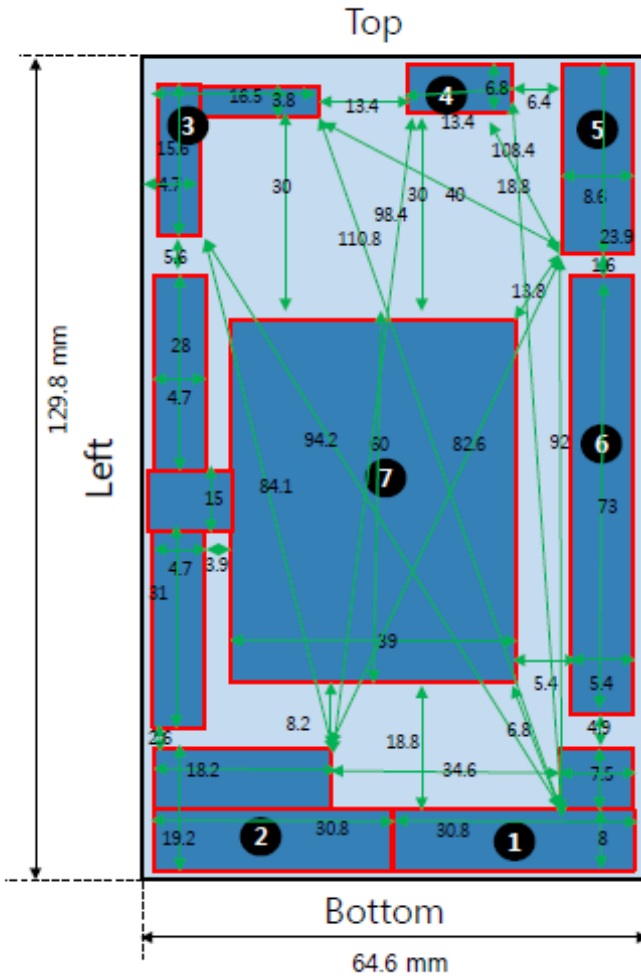
Edge 3



Edge 4



Antenna Dimensions & Separation Distances



Antenna	Mode	Band
①	CDMA	BC0 Tx, Rx
	LTE	B5 Tx, Rx
	LTE	B13 Tx, Rx
②	CDMA	BC1 Tx, Rx
	LTE	B2 Tx, Rx
③	CDMA	BC1 2nd Rx
	LTE	B2 2nd Rx
	LTE	B4 2nd Rx
④	Bluetooth	2.4GHz
	Wi-Fi	2.4GHz
⑤	GPS	A-GPS, GNSS
⑥	CDMA	BC0 2nd Rx
	LTE	B5 2nd Rx
	LTE	B13 2nd Rx
⑦	FM	FM

* NFC ANT is placed on battery cover

Antenna Dimensions & Separation Distances

- ① Wi-Fi / BT Ant (TX & RX)
- ② Main Ant (TX & RX)
 - GSM 850/1900

