



Accredited by the Swiss Accreditation Service (SAS)  
**The Swiss Accreditation Service is one of the signatories to the EA  
Multilateral Agreement for the recognition of calibration certificates**

Accreditation No.: **SCS 108**

Client **UL CCS USA**

Certificate No: **ER3-2540\_Aug14**

## CALIBRATION CERTIFICATE

Object **ER3DV6 - SN:2540**

Calibration procedure(s) **QA CAL-02.v8, QA CAL-25.v6  
Calibration procedure for E-field probes optimized for close near field  
evaluations in air**

Calibration date: **August 26, 2014**

This calibration certificate documents the traceability to national standards, which realize the physical units of measurements (SI).  
The measurements and the uncertainties with confidence probability are given on the following pages and are part of the certificate.

All calibrations have been conducted in the closed laboratory facility: environment temperature (22 ± 3)°C and humidity < 70%.

Calibration Equipment used (M&TE critical for calibration)

| Primary Standards          | ID              | Cal Date (Certificate No.)        | Scheduled Calibration  |
|----------------------------|-----------------|-----------------------------------|------------------------|
| Power meter E4419B         | GB41293874      | 03-Apr-14 (No. 217-01911)         | Apr-15                 |
| Power sensor E4412A        | MY41498087      | 03-Apr-14 (No. 217-01911)         | Apr-15                 |
| Reference 3 dB Attenuator  | SN: S5054 (3c)  | 03-Apr-14 (No. 217-01915)         | Apr-15                 |
| Reference 20 dB Attenuator | SN: S5277 (20x) | 03-Apr-14 (No. 217-01919)         | Apr-15                 |
| Reference 30 dB Attenuator | SN: S5129 (30b) | 03-Apr-14 (No. 217-01920)         | Apr-15                 |
| Reference Probe ER3DV6     | SN: 2328        | 10-Oct-13 (No. ER3-2328_Oct13)    | Oct-14                 |
| DAE4                       | SN: 789         | 30-Apr-14 (No. DAE4-789_Apr14)    | Apr-15                 |
|                            |                 |                                   |                        |
| Secondary Standards        | ID              | Check Date (in house)             | Scheduled Check        |
| RF generator HP 8648C      | US3642U01700    | 4-Aug-99 (in house check Apr-13)  | In house check: Apr-16 |
| Network Analyzer HP 8753E  | US37390585      | 18-Oct-01 (in house check Oct-13) | In house check: Oct-14 |

|                | Name           | Function              | Signature |
|----------------|----------------|-----------------------|-----------|
| Calibrated by: | Jeton Kastrati | Laboratory Technician |           |
| Approved by:   | Katja Pokovic  | Technical Manager     |           |

Issued: August 26, 2014

This calibration certificate shall not be reproduced except in full without written approval of the laboratory.



Accredited by the Swiss Accreditation Service (SAS)

Accreditation No.: **SCS 108**

The Swiss Accreditation Service is one of the signatories to the EA  
Multilateral Agreement for the recognition of calibration certificates

### Glossary:

|                          |   |
|--------------------------|---|
| NORM <sub>x,y,z</sub>    | sensitivity in free space   |
| DCP                      | diode compression point   |
| CF                       | crest factor (1/duty_cycle) of the RF signal  |
| A, B, C, D               | modulation dependent linearization parameters   |
| Polarization $\varphi$   | $\varphi$ rotation around probe axis  |
| Polarization $\vartheta$ | $\vartheta$ rotation around an axis that is in the plane normal to probe axis (at measurement center),<br>i.e., $\vartheta = 0$ is normal to probe axis |
| Connector Angle          | information used in DASY system to align probe sensor X to the robot coordinate system  |

### Calibration is Performed According to the Following Standards:

- IEEE Std 1309-2005, "IEEE Standard for calibration of electromagnetic field sensors and probes, excluding antennas, from 9 kHz to 40 GHz", December 2005
- CTIA Test Plan for Hearing Aid Compatibility, April 2010.

### Methods Applied and Interpretation of Parameters:

- NORM<sub>x,y,z</sub>**: Assessed for E-field polarization  $\vartheta = 0$  for XY sensors and  $\vartheta = 90$  for Z sensor ( $f \leq 900$  MHz in TEM-cell;  $f > 1800$  MHz: R22 waveguide).
- NORM(f)<sub>x,y,z</sub>** = NORM<sub>x,y,z</sub> \* frequency\_response (see Frequency Response Chart).
- DCP<sub>x,y,z</sub>**: DCP are numerical linearization parameters assessed based on the data of power sweep with CW signal (no uncertainty required). DCP does not depend on frequency nor media.
- PAR**: PAR is the Peak to Average Ratio that is not calibrated but determined based on the signal characteristics
- A<sub>x,y,z</sub>; B<sub>x,y,z</sub>; C<sub>x,y,z</sub>; D<sub>x,y,z</sub>; VR<sub>x,y,z</sub>; A, B, C, D** are numerical linearization parameters assessed based on the data of power sweep for specific modulation signal. The parameters do not depend on frequency nor media. VR is the maximum calibration range expressed in RMS voltage across the diode.
- Spherical isotropy (3D deviation from isotropy)**: in a locally homogeneous field realized using an open waveguide setup.
- Sensor Offset**: The sensor offset corresponds to the offset of virtual measurement center from the probe tip (on probe axis). No tolerance required.
- Connector Angle**: The angle is assessed using the information gained by determining the NORM<sub>x</sub> (no uncertainty required).

# Probe ER3DV6

## SN:2540

Manufactured: July 27, 2010  
Calibrated: August 26, 2014

Calibrated for DASY/EASY Systems  
(Note: non-compatible with DASY2 system!)

## DASY/EASY - Parameters of Probe: ER3DV6 - SN:2540

### Basic Calibration Parameters

|  | Sensor X | Sensor Y | Sensor Z | Unc (k=2)     |
|--|----------|----------|----------|---------------|
| Norm ( $\mu\text{V}/(\text{V}/\text{m})^2$ ) | 1.49     | 1.22     | 1.28     | $\pm 10.1 \%$ |
| DCP (mV) <sup>B</sup>                        | 99.3     | 99.7     | 102.9    |               |

### Modulation Calibration Parameters

| UID       | Communication System Name                      |   | A<br>dB | B<br>dB $\sqrt{\mu\text{V}}$ | C    | D<br>dB | VR<br>mV | Unc <sup>E</sup><br>(k=2) |
|-----------|--|---|---------|------------------------------|------|---------|----------|---------------------------|
| 0         | CW   | X | 0.0     | 0.0                          | 1.0  | 0.00    | 141.1    | $\pm 3.5 \%$              |
|           |  | Y | 0.0     | 0.0                          | 1.0  |         | 134.0    |                           |
|           |  | Z | 0.0     | 0.0                          | 1.0  |         | 168.3    |                           |
| 10021-DAB | GSM-FDD (TDMA, GMSK)                           | X | 3.75    | 78.5                         | 20.1 | 9.39    | 125.0    | $\pm 1.9 \%$              |
|           |  | Y | 5.81    | 85.0                         | 23.0 |         | 122.7    |                           |
|           |  | Z | 5.96    | 81.5                         | 20.8 |         | 116.3    |                           |
| 10023-DAB | GPRS-FDD (TDMA, GMSK, TN 0)                    | X | 4.83    | 82.8                         | 21.7 | 9.57    | 119.5    | $\pm 2.2 \%$              |
|           |  | Y | 6.25    | 85.3                         | 23.0 |         | 118.4    |                           |
|           |  | Z | 8.42    | 87.4                         | 23.2 |         | 144.6    |                           |
| 10024-DAB | GPRS-FDD (TDMA, GMSK, TN 0-1)                  | X | 6.86    | 87.2                         | 21.2 | 6.56    | 114.2    | $\pm 2.5 \%$              |
|           |  | Y | 18.28   | 99.3                         | 25.1 |         | 113.2    |                           |
|           |  | Z | 4.48    | 76.1                         | 16.7 |         | 146.3    |                           |
| 10027-DAB | GPRS-FDD (TDMA, GMSK, TN 0-1-2)                | X | 9.52    | 86.4                         | 18.4 | 4.80    | 133.2    | $\pm 2.5 \%$              |
|           |  | Y | 33.81   | 99.6                         | 22.3 |         | 130.0    |                           |
|           |  | Z | 42.52   | 99.6                         | 22.0 |         | 121.7    |                           |
| 10028-DAB | GPRS-FDD (TDMA, GMSK, TN 0-1-2-3)              | X | 37.71   | 99.5                         | 20.9 | 3.55    | 147.8    | $\pm 2.2 \%$              |
|           |  | Y | 33.15   | 99.5                         | 21.7 |         | 141.3    |                           |
|           |  | Z | 45.19   | 99.8                         | 21.4 |         | 133.1    |                           |
| 10030-CAA | IEEE 802.15.1 Bluetooth (GFSK, DH1)            | X | 22.99   | 99.5                         | 23.0 | 5.30    | 128.4    | $\pm 2.2 \%$              |
|           |  | Y | 23.14   | 99.5                         | 23.6 |         | 125.1    |                           |
|           |  | Z | 33.99   | 99.4                         | 22.8 |         | 117.8    |                           |
| 10061-CAA | IEEE 802.11b WiFi 2.4 GHz (DSSS, 11 Mbps)      | X | 3.20    | 70.8                         | 20.6 | 3.60    | 133.2    | $\pm 1.2 \%$              |
|           |  | Y | 3.93    | 74.9                         | 22.6 |         | 127.1    |                           |
|           |  | Z | 4.81    | 78.3                         | 23.8 |         | 115.1    |                           |
| 10077-CAA | IEEE 802.11g WiFi 2.4 GHz (DSSS/OFDM, 54 Mbps) | X | 10.71   | 72.2                         | 26.4 | 11.00   | 120.3    | $\pm 1.9 \%$              |
|           |  | Y | 10.81   | 72.2                         | 26.3 |         | 114.2    |                           |
|           |  | Z | 10.31   | 70.1                         | 24.5 |         | 103.2    |                           |
| 10173-CAB | LTE-TDD (SC-FDMA, 1 RB, 20 MHz, 16-QAM)        | X | 6.07    | 71.1                         | 25.0 | 9.48    | 111.1    | $\pm 3.5 \%$              |
|           |  | Y | 7.39    | 77.1                         | 28.7 |         | 141.4    |                           |
|           |  | Z | 7.20    | 75.1                         | 26.8 |         | 132.0    |                           |
| 10235-CAB | LTE-TDD (SC-FDMA, 1 RB, 10 MHz, 16-QAM)        | X | 6.98    | 76.2                         | 28.3 | 9.48    | 145.9    | $\pm 3.5 \%$              |
|           |  | Y | 7.43    | 77.3                         | 28.8 |         | 140.4    |                           |
|           |  | Z | 7.16    | 74.9                         | 26.6 |         | 131.9    |                           |

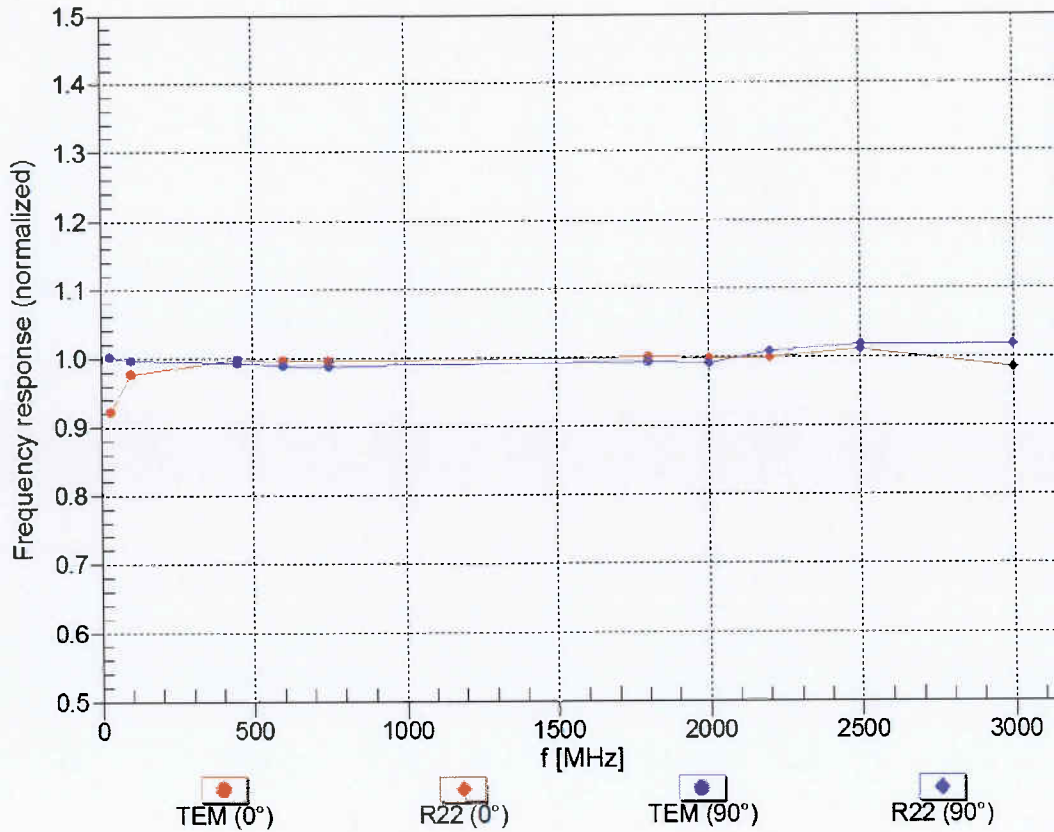
|               |  |   |      |      |      |       |       |        |
|---------------|--|---|------|------|------|-------|-------|--------|
| 10238-<br>CAB | LTE-TDD (SC-FDMA, 1 RB, 15 MHz,<br>16-QAM) | X | 6.88 | 75.7 | 27.9 | 9.48  | 145.5 | ±3.3 % |
|               |  | Y | 7.35 | 76.9 | 28.6 |       | 140.6 |        |
|               |  | Z | 7.01 | 74.2 | 26.2 |       | 131.7 |        |
| 10295-<br>AAB | CDMA2000, RC1, SO3, 1/8th Rate 25 fr.      | X | 7.38 | 79.3 | 32.4 | 12.49 | 111.2 | ±1.4 % |
|               |  | Y | 8.44 | 83.0 | 34.3 |       | 109.4 |        |
|               |  | Z | 7.95 | 78.8 | 30.7 |       | 101.7 |        |

The reported uncertainty of measurement is stated as the standard uncertainty of measurement multiplied by the coverage factor  $k=2$ , which for a normal distribution corresponds to a coverage probability of approximately 95%.

<sup>B</sup> Numerical linearization parameter: uncertainty not required.

<sup>E</sup> Uncertainty is determined using the max. deviation from linear response applying rectangular distribution and is expressed for the square of the field value.

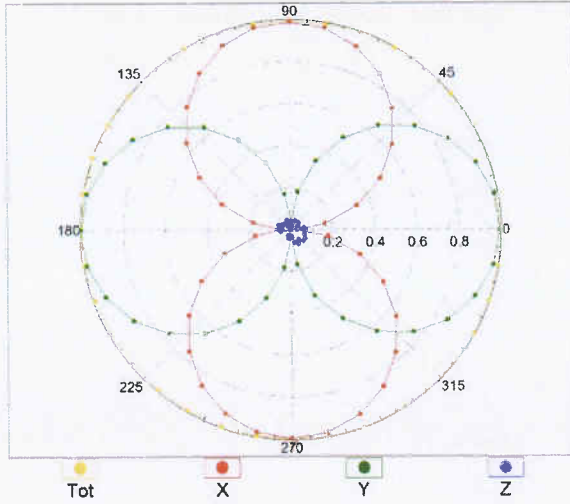
# Frequency Response of E-Field (TEM-Cell:ifi110 EXX, Waveguide: R22)



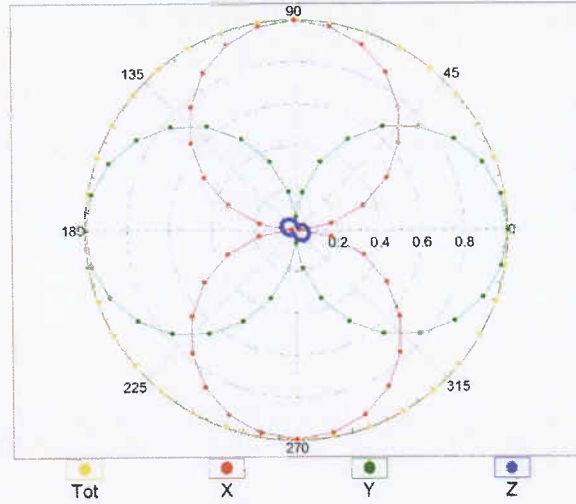
Uncertainty of Frequency Response of E-field:  $\pm 6.3\%$  (k=2)

### Receiving Pattern ( $\phi$ ), $\vartheta = 0^\circ$

f=600 MHz, TEM,  $0^\circ$

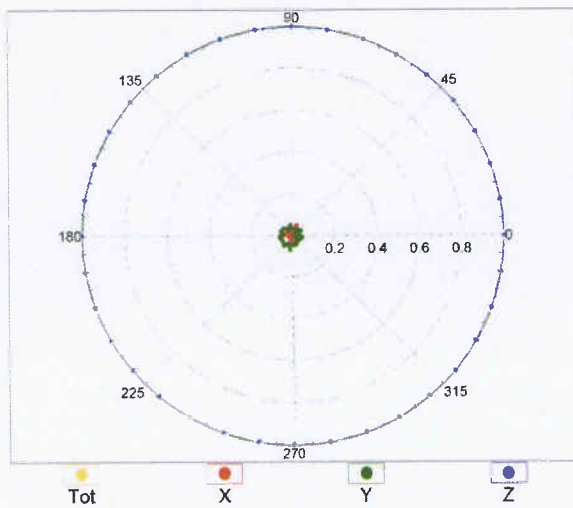


f=2500 MHz, R22,  $0^\circ$

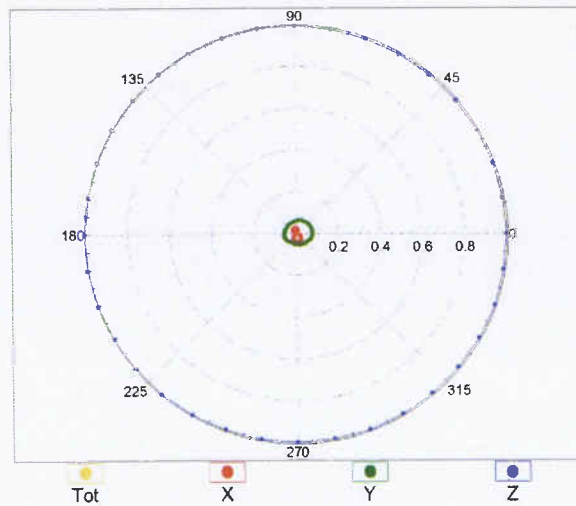


### Receiving Pattern ( $\phi$ ), $\vartheta = 90^\circ$

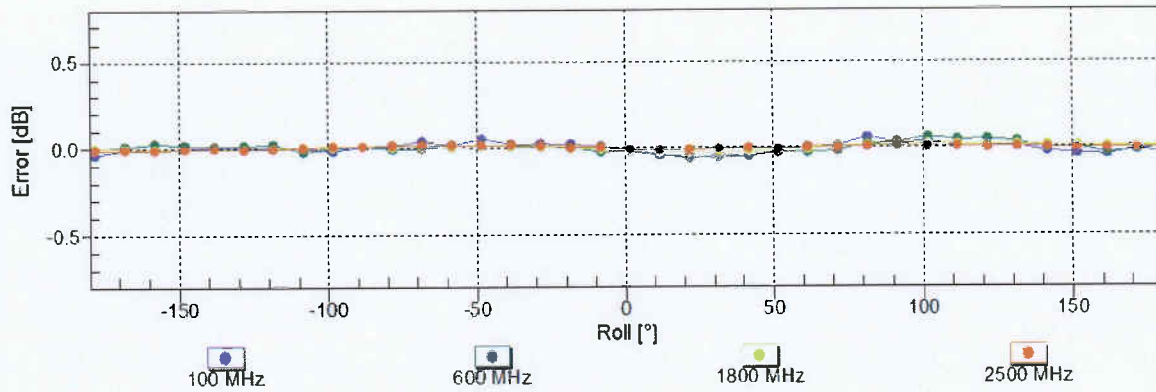
f=600 MHz, TEM,  $90^\circ$



f=2500 MHz, R22,  $90^\circ$

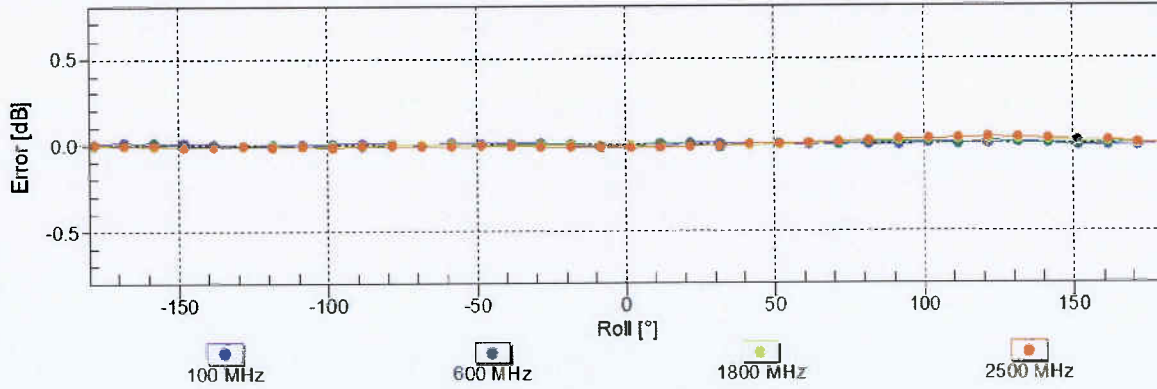


### Receiving Pattern ( $\phi$ ), $\vartheta = 0^\circ$



Uncertainty of Axial Isotropy Assessment:  $\pm 0.5\%$  (k=2)

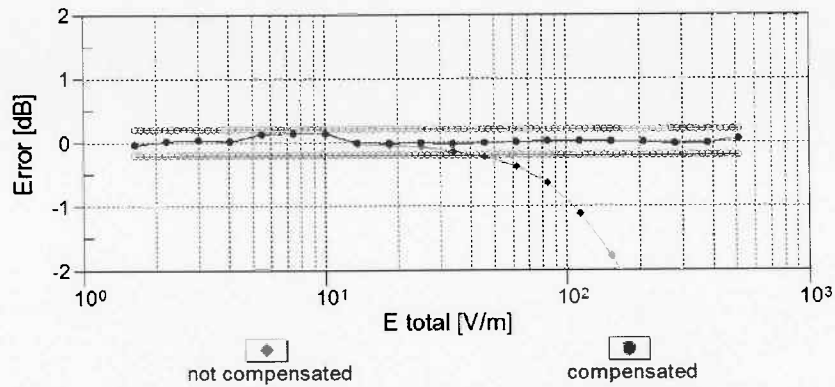
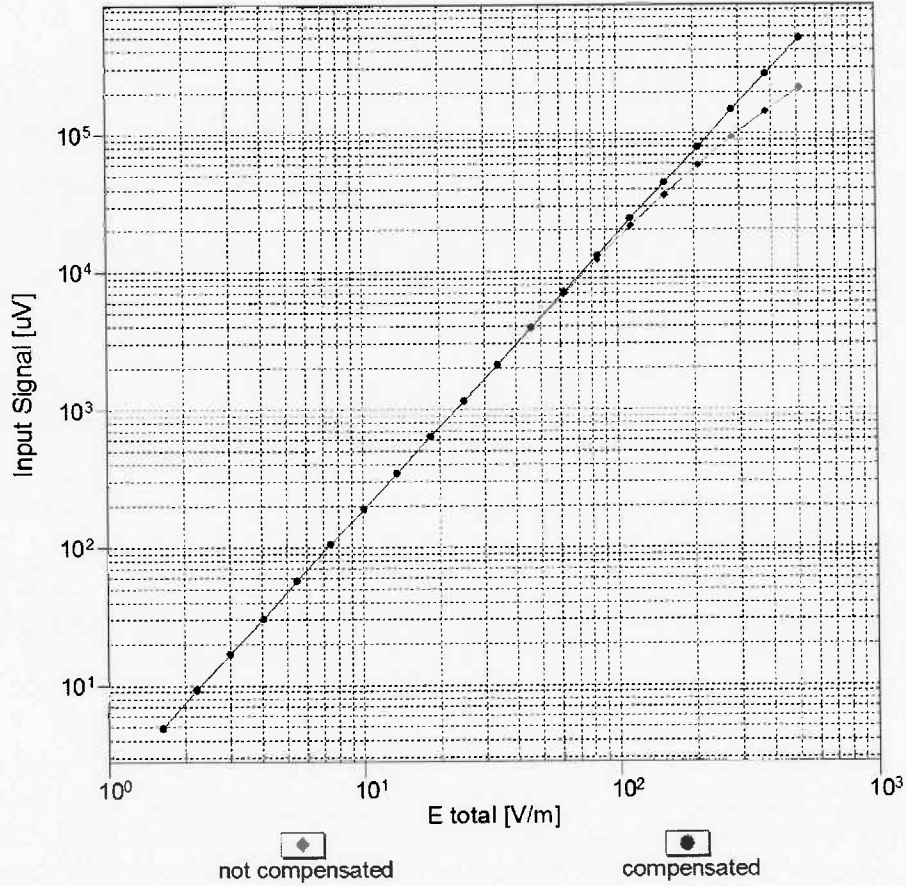
### Receiving Pattern ( $\phi$ ), $\vartheta = 90^\circ$



Uncertainty of Axial Isotropy Assessment:  $\pm 0.5\%$  (k=2)



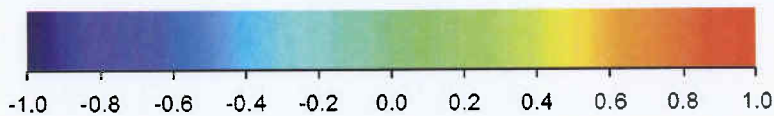
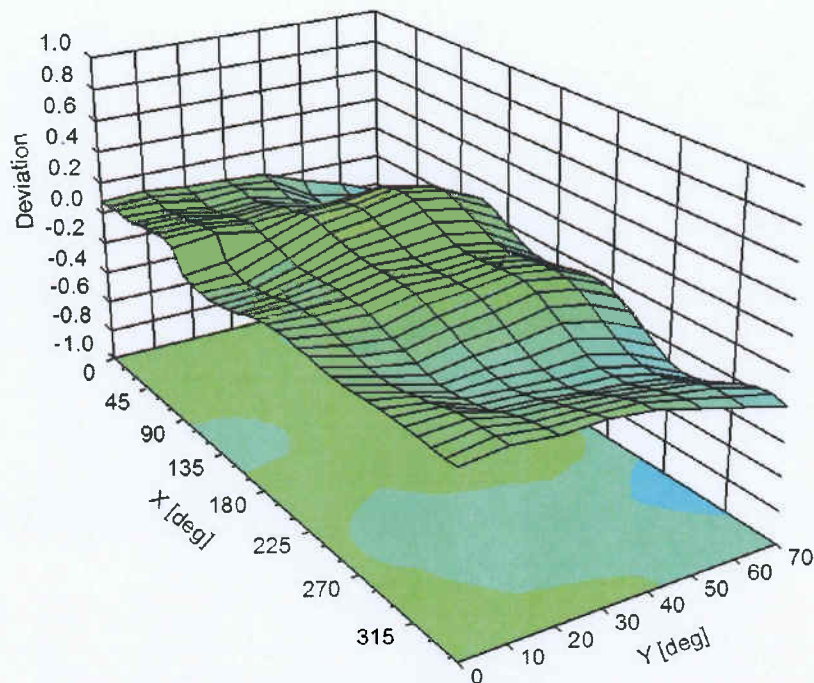
### Dynamic Range f(E-field) (TEM cell , f = 900 MHz)



Uncertainty of Linearity Assessment: ± 0.6% (k=2)

# Deviation from Isotropy in Air

Error ( $\phi, \vartheta$ ),  $f = 900$  MHz



**Uncertainty of Spherical Isotropy Assessment:  $\pm 2.6\%$  ( $k=2$ )**

**DASY/EASY - Parameters of Probe: ER3DV6 - SN:2540****Other Probe Parameters**

|   |             |
|---|-------------|
| Sensor Arrangement                      | Rectangular |
| Connector Angle (°)                     | -58.3       |
| Mechanical Surface Detection Mode       | enabled     |
| Optical Surface Detection Mode          | disabled    |
| Probe Overall Length                    | 337 mm      |
| Probe Body Diameter                     | 10 mm       |
| Tip Length                              | 10 mm       |
| Tip Diameter                            | 8 mm        |
| Probe Tip to Sensor X Calibration Point | 2.5 mm      |
| Probe Tip to Sensor Y Calibration Point | 2.5 mm      |
| Probe Tip to Sensor Z Calibration Point | 2.5 mm      |