

## HAC-RF Emission

Communication System: UID 0, CW; Frequency: 835 MHz; Duty Cycle: 1:1

Phantom section: RF Section

DASY5 Configuration:

- Probe: ER3DV6 - SN2540; ConvF(1, 1, 1); Calibrated: 8/26/2014;
- Sensor-Surface: (Fix Surface)
- Electronics: DAE4 Sn1359; Calibrated: 2/17/2014
- Phantom: HAC Test Arch with AMCC; Type: SD HAC P01 BB
- Measurement SW: DASY52, Version 52.8 (7); SEMCAD X Version 14.6.10 (7164)

### Dipole E-Field measurement/835 MHz/Hearing Aid Compatibility Test at 15mm distance

**(41x361x1)**: Interpolated grid: dx=0.5000 mm, dy=0.5000 mm

Device Reference Point: 0, 0, -6.3 mm

Reference Value = 118.2 V/m; Power Drift = -0.12 dB

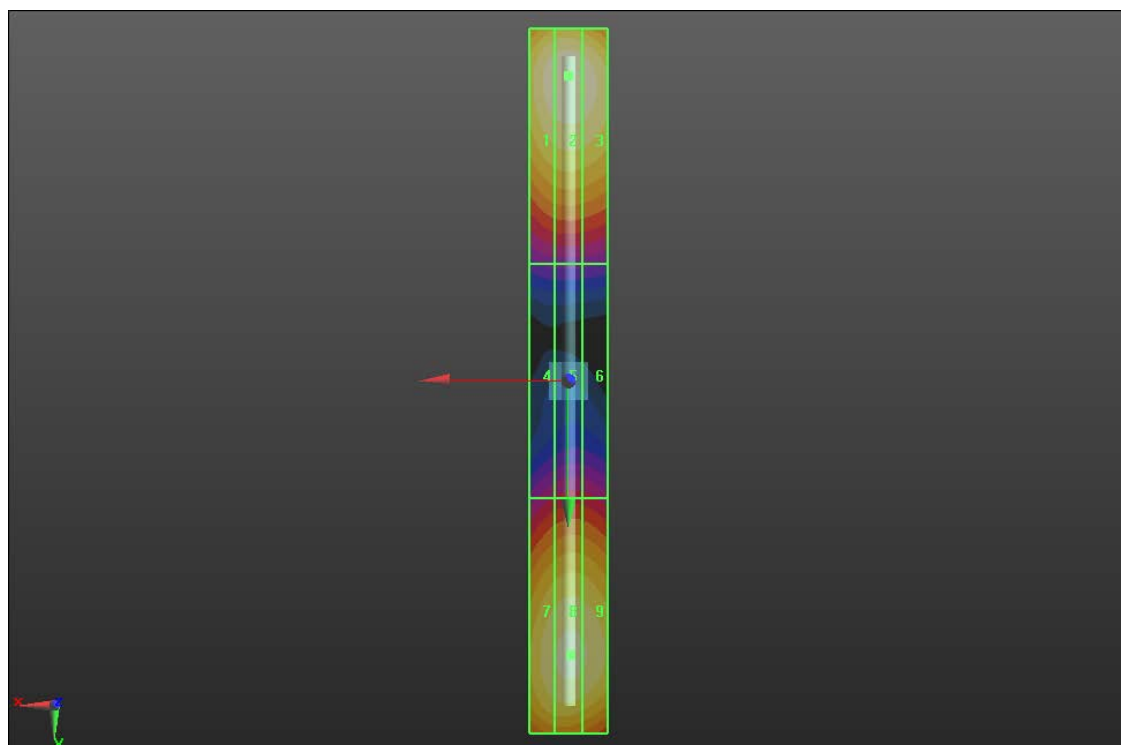
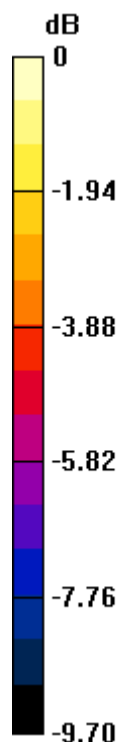
PMR not calibrated. PMF = 1.000 is applied.

E-field emissions = 106.8 V/m

Near-field category: **M4 (AWF 0 dB)**

PMF scaled E-field

Grid 1 <b>M4</b> <b>104.9 V/m</b>	Grid 2 <b>M4</b> <b>106.8 V/m</b>	Grid 3 <b>M4</b> <b>104.8 V/m</b>
Grid 4 <b>M4</b> <b>59.73 V/m</b>	Grid 5 <b>M4</b> <b>61.63 V/m</b>	Grid 6 <b>M4</b> <b>61.26 V/m</b>
Grid 7 <b>M4</b> <b>98.99 V/m</b>	Grid 8 <b>M4</b> <b>101.7 V/m</b>	Grid 9 <b>M4</b> <b>100.3 V/m</b>



0 dB = 106.8 V/m = 40.57 dBV/m

## HAC-RF Emission

Communication System: UID 0, CW; Frequency: 1880 MHz; Duty Cycle: 1:1

Phantom section: RF Section

DASY5 Configuration:

- Probe: ER3DV6 - SN2540; ConvF(1, 1, 1); Calibrated: 8/26/2014;

- Sensor-Surface: (Fix Surface)

- Electronics: DAE4 Sn1359; Calibrated: 2/17/2014

- Phantom: HAC Test Arch with AMCC; Type: SD HAC P01 BB

- Measurement SW: DASY52, Version 52.8 (7); SEMCAD X Version 14.6.10 (7164)

### Dipole E-Field measurement/1880 MHz/Hearing Aid Compatibility Test at 15mm distance (41x181x1): Interpolated grid: dx=0.5000 mm, dy=0.5000 mm

Device Reference Point: 0, 0, -6.3 mm

Reference Value = 132.9 V/m; Power Drift = 0.01 dB

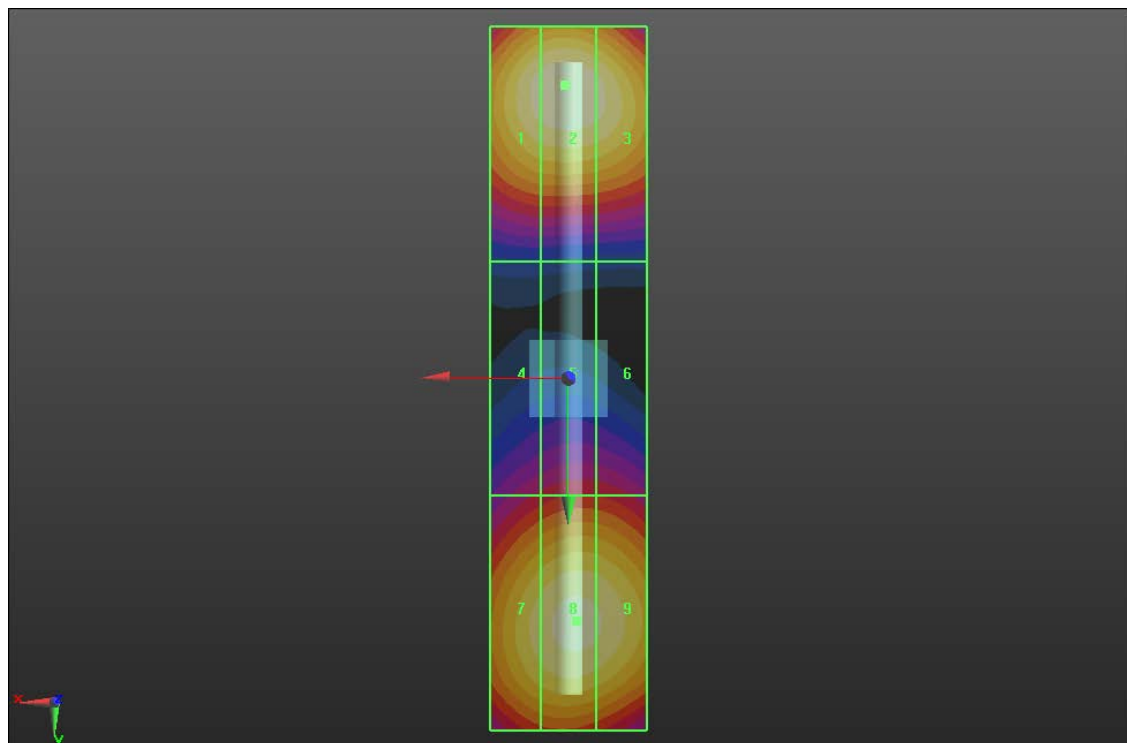
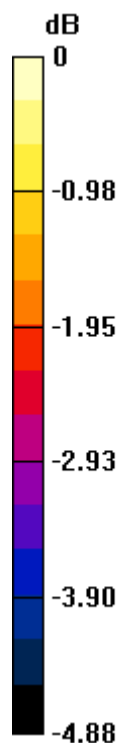
PMR not calibrated. PMF = 1.000 is applied.

E-field emissions = 89.72 V/m

Near-field category: **M3 (AWF 0 dB)**

PMF scaled E-field

Grid 1 <b>M3</b> <b>88.35 V/m</b>	Grid 2 <b>M3</b> <b>89.72 V/m</b>	Grid 3 <b>M3</b> <b>87.98 V/m</b>
Grid 4 <b>M3</b> <b>67.49 V/m</b>	Grid 5 <b>M3</b> <b>69.45 V/m</b>	Grid 6 <b>M3</b> <b>69.26 V/m</b>
Grid 7 <b>M3</b> <b>85.20 V/m</b>	Grid 8 <b>M3</b> <b>87.79 V/m</b>	Grid 9 <b>M3</b> <b>86.95 V/m</b>



0 dB = 89.72 V/m = 39.06 dBV/m