

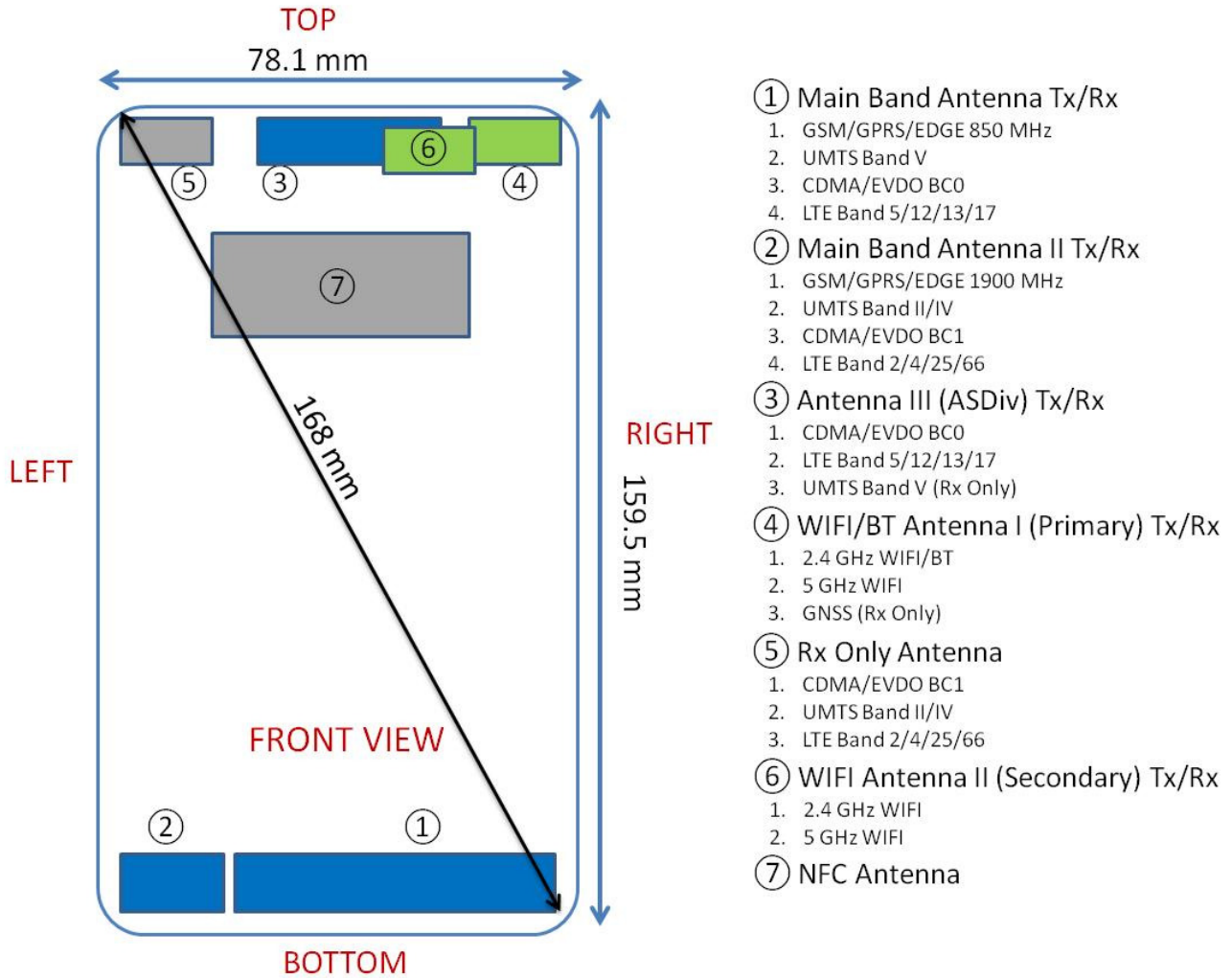




APPENDIX F: DUT ANTENNA DIAGRAM & SAR TEST SETUP PHOTOGRAPHS


FCC ID: ZNFVS995		SAR EVALUATION REPORT		Reviewed by: Quality Manager
Test Dates: 08/08/16 - 08/29/16	DUT Type: Portable Handset			APPENDIX F: Page 1 of 10




**Figure F-1
DUT Antenna Locations**

Note: Exact antenna dimensions and separation distances are shown in the Technical Descriptions in the FCC Filing.



FCC ID: ZNFVS995		SAR EVALUATION REPORT		Reviewed by: Quality Manager
Test Dates: 08/08/16 - 08/29/16	DUT Type: Portable Handset			APPENDIX F: Page 2 of 10




SAR Test Setup Photo 1: Right Cheek




SAR Test Setup Photo 2: Right Tilt



FCC ID: ZNFVS995	 <small>PROFESSIONAL LABORATORY, INC.</small>	SAR EVALUATION REPORT		Reviewed by: Quality Manager
Test Dates: 08/08/16 - 08/29/16	DUT Type: Portable Handset	APPENDIX F: Page 3 of 10		



SAR Test Setup Photo 3: Left Cheek



SAR Test Setup Photo 4: Left Tilt



FCC ID: ZNFVS995	 <small>PROFESSIONAL LABORATORY, INC.</small>	SAR EVALUATION REPORT		Reviewed by: Quality Manager
Test Dates: 08/08/16 - 08/29/16	DUT Type: Portable Handset	APPENDIX F: Page 4 of 10		



SAR Test Setup Photo 5: Back Side at 1.0 cm



SAR Test Setup Photo 6: Back Side at 0.0 cm



FCC ID: ZNFVS995		SAR EVALUATION REPORT		Reviewed by: Quality Manager
Test Dates: 08/08/16 - 08/29/16	DUT Type: Portable Handset	APPENDIX F: Page 5 of 10		



SAR Test Setup Photo 7: Front Side at 1.0 cm




SAR Test Setup Photo 8: Front Side at 0.0 cm



FCC ID: ZNFVS995	 <small>PROFESSIONAL LABORATORY, INC.</small>	SAR EVALUATION REPORT		Reviewed by: Quality Manager
Test Dates: 08/08/16 - 08/29/16	DUT Type: Portable Handset	APPENDIX F: Page 6 of 10		



SAR Test Setup Photo 9: Top Edge at 1.0 cm




SAR Test Setup Photo 10: Top Edge at 0.0 cm



FCC ID: ZNFVS995		SAR EVALUATION REPORT		Reviewed by: Quality Manager
Test Dates: 08/08/16 - 08/29/16	DUT Type: Portable Handset	APPENDIX F: Page 7 of 10		




SAR Test Setup Photo 11: Bottom Edge at 1.0 cm



SAR Test Setup Photo 12: Right Edge at 1.0 cm



FCC ID: ZNFVS995		SAR EVALUATION REPORT		Reviewed by: Quality Manager
Test Dates: 08/08/16 - 08/29/16	DUT Type: Portable Handset	APPENDIX F: Page 8 of 10		




SAR Test Setup Photo 13: Right Edge at 0.0 cm





SAR Test Setup Photo 14: Left Edge at 1.0 cm

FCC ID: ZNFVS995		SAR EVALUATION REPORT		Reviewed by: Quality Manager
Test Dates: 08/08/16 - 08/29/16	DUT Type: Portable Handset	APPENDIX F: Page 9 of 10		



SAR Test Setup Photo 15: Horizontal and Vertical Reference Lines

FCC ID: ZNFVS995	 SAR EVALUATION REPORT 	Reviewed by: Quality Manager
Test Dates: 08/08/16 - 08/29/16	DUT Type: Portable Handset	APPENDIX F: Page 10 of 10