

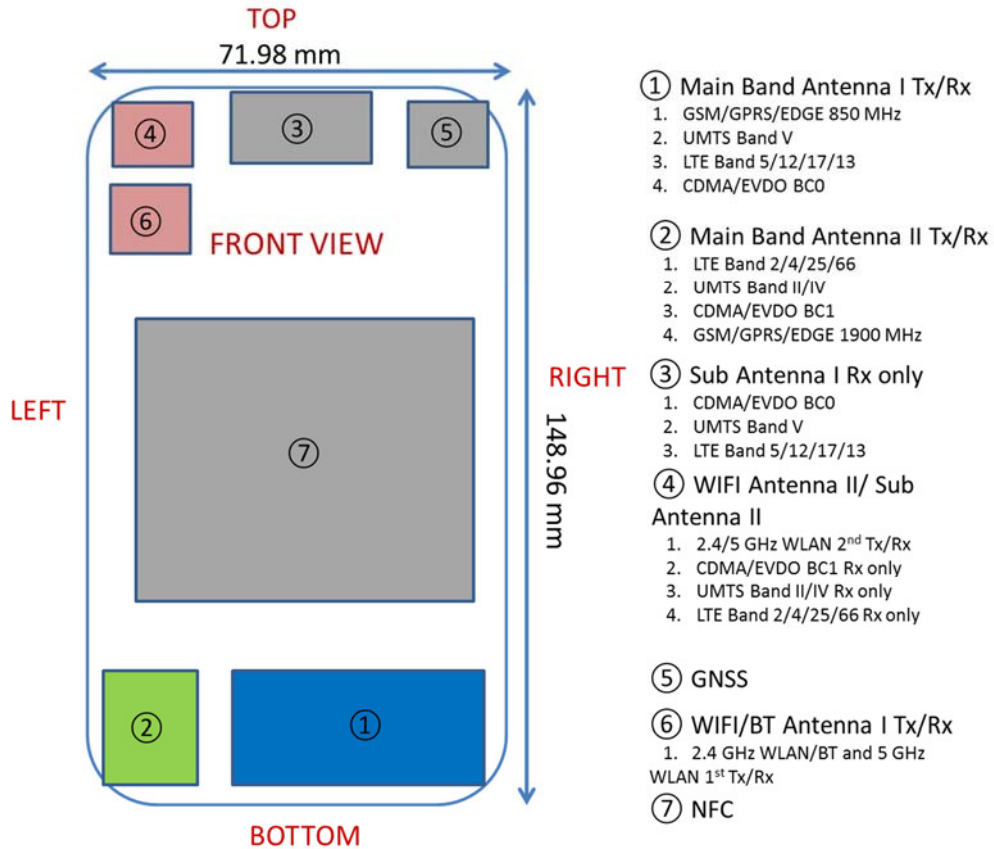


# APPENDIX F: DUT ANTENNA DIAGRAM & SAR TEST SETUP PHOTOGRAPHS



<b>FCC ID:</b> ZNFVS988	 <b>PCTEST</b> PROVISION LABORATORY, INC.	<b>SAR EVALUATION REPORT</b>	 <b>LG</b>	<b>Approved by:</b> Quality Manager
<b>Test Dates:</b> 01/20/17 - 01/31/17	<b>DUT Type:</b> Portable Handset			APPENDIX F: Page 1 of 8



- ① Main Band Antenna I Tx/Rx
  1. GSM/GPRS/EDGE 850 MHz
  2. UMTS Band V
  3. LTE Band 5/12/17/13
  4. CDMA/EVDO BCO
- ② Main Band Antenna II Tx/Rx
  1. LTE Band 2/4/25/66
  2. UMTS Band II/IV
  3. CDMA/EVDO BC1
  4. GSM/GPRS/EDGE 1900 MHz
- ③ Sub Antenna I Rx only
  1. CDMA/EVDO BCO
  2. UMTS Band V
  3. LTE Band 5/12/17/13
- ④ WIFI Antenna II/ Sub Antenna II
  1. 2.4/5 GHz WLAN 2<sup>nd</sup> Tx/Rx
  2. CDMA/EVDO BC1 Rx only
  3. UMTS Band II/IV Rx only
  4. LTE Band 2/4/25/66 Rx only
- ⑤ GNSS
- ⑥ WIFI/BT Antenna I Tx/Rx
  1. 2.4 GHz WLAN/BT and 5 GHz WLAN 1<sup>st</sup> Tx/Rx
- ⑦ NFC


Note: Exact antenna dimensions and separation distances are shown in the Technical Descriptions in the FCC Filing.

**Figure F-1**  
**DUT Antenna Locations**



FCC ID: ZNFVS988		SAR EVALUATION REPORT		Approved by: Quality Manager
Test Dates: 01/20/17 - 01/31/17	DUT Type: Portable Handset	APPENDIX F: Page 2 of 8		



**SAR Test Setup Photo 1: Right Cheek**




**SAR Test Setup Photo 2: Right Tilt**



<b>FCC ID:</b> ZNFVS988	 <small>PRODUCTION LABORATORY, INC.</small>	<b>SAR EVALUATION REPORT</b>	 <b>Approved by:</b> Quality Manager
<b>Test Dates:</b> 01/20/17 - 01/31/17	<b>DUT Type:</b> Portable Handset	APPENDIX F: Page 3 of 8	




**SAR Test Setup Photo 3: Left Cheek**




**SAR Test Setup Photo 4: Left Tilt**



<b>FCC ID:</b> ZNFVS988	 <small>PRODUCTION LABORATORY, INC.</small>	<b>SAR EVALUATION REPORT</b>	 <b>Approved by:</b> Quality Manager
<b>Test Dates:</b> 01/20/17 - 01/31/17	<b>DUT Type:</b> Portable Handset	<b>APPENDIX F:</b> Page 4 of 8	



**SAR Test Setup Photo 5: Back Side at 1.0 cm**



**SAR Test Setup Photo 6: Front Side at 1.0 cm**



<b>FCC ID:</b> ZNFVS988		<b>SAR EVALUATION REPORT</b>	 <b>Approved by:</b> Quality Manager
<b>Test Dates:</b> 01/20/17 - 01/31/17	<b>DUT Type:</b> Portable Handset	<b>APPENDIX F:</b> Page 5 of 8	



**SAR Test Setup Photo 7: Top Edge at 1.0 cm**




**SAR Test Setup Photo 8: Bottom Edge at 1.0 cm**



<b>FCC ID:</b> ZNFVS988		<b>SAR EVALUATION REPORT</b>	 <b>Approved by:</b> Quality Manager
<b>Test Dates:</b> 01/20/17 - 01/31/17	<b>DUT Type:</b> Portable Handset	APPENDIX F: Page 6 of 8	



SAR Test Setup Photo 9: Right Edge at 1.0 cm





SAR Test Setup Photo 10: Left Edge at 1.0 cm

<b>FCC ID:</b> ZNFVS988		<b>SAR EVALUATION REPORT</b>		<b>Approved by:</b> Quality Manager
<b>Test Dates:</b> 01/20/17 - 01/31/17	<b>DUT Type:</b> Portable Handset			<b>APPENDIX F:</b> Page 7 of 8



**SAR Test Setup Photo 11: Horizontal and Vertical Reference Lines**

<b>FCC ID:</b> ZNFVS988		<b>SAR EVALUATION REPORT</b> 	<b>Approved by:</b> Quality Manager
<b>Test Dates:</b> 01/20/17 - 01/31/17	<b>DUT Type:</b> Portable Handset	<b>APPENDIX F:</b> Page 8 of 8	