

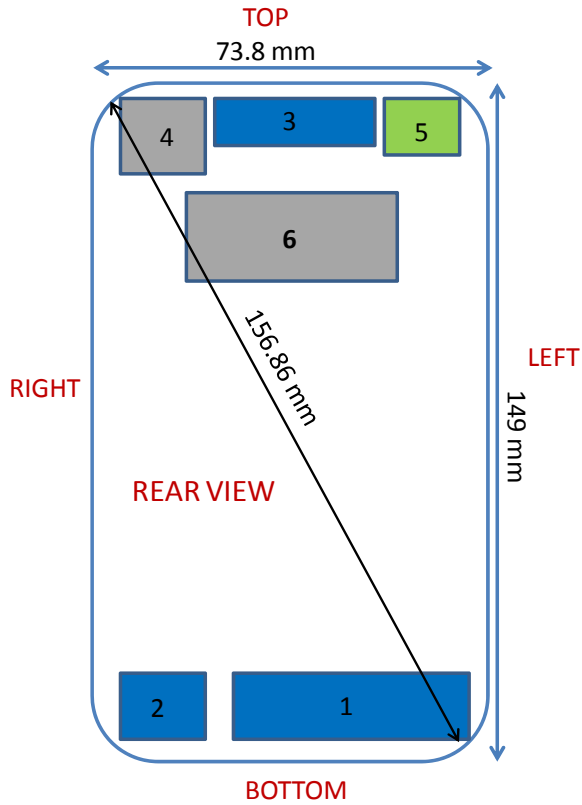


APPENDIX F: DUT ANTENNA DIAGRAM & SAR TEST SETUP PHOTOGRAPHS



FCC ID ZNFVS987		SAR EVALUATION REPORT		Reviewed by: Quality Manager
Test Dates: 01/20/16 - 03/03/16	DUT Type: Portable Handset			APPENDIX F: Page 1 of 13




1. Antenna 1 (Tx/Rx)
 - GSM/GPRS/EDGE 850 MHz
 - CDMA/EVDO BC0
 - UMTS B5
 - LTE B12/17/13/5/7
2. Antenna 2 (Tx/Rx)
 - GSM/GPRS/EDGE 1900 MHz
 - CDMA/EVDO BC1
 - UMTS B2/4
 - LTE B2/4/25
3. Antenna 3
 - CDMA/EVDO BC0 (Rx Only)
 - LTE B12/17/13/5 (Rx Only)
 - CDMA/EVDO BC1 (Tx/Rx) (head SAR limited by proximity sensor)
 - LTE B2/4 (Tx/Rx) (head SAR limited by proximity sensor)
4. Antenna 4 (Rx only)
 - GPS
 - LTE B7
5. Antenna 5 (Tx/Rx)
 - 2.4/5 GHz WIFI
 - 2.4 GHz BT
6. Antenna 6 (Tx/Rx)
 - NFC


Note: Exact antenna dimensions and separation distances are shown in the Technical Descriptions in the FCC Filing.

Figure F-1
DUT Antenna Locations



FCC ID ZNFVS987		SAR EVALUATION REPORT		Reviewed by: Quality Manager
Test Dates: 01/20/16 - 03/03/16	DUT Type: Portable Handset			APPENDIX F: Page 2 of 13




SAR Test Setup Photo 1: Right Cheek




SAR Test Setup Photo 2: Right Cheek Camera Module Accessory



FCC ID ZNFVS987	 <small>ENGINEERING LABORATORY, INC.</small>	SAR EVALUATION REPORT		Reviewed by: Quality Manager
Test Dates: 01/20/16 - 03/03/16	DUT Type: Portable Handset			APPENDIX F: Page 3 of 13



SAR Test Setup Photo 3: Right Tilt




SAR Test Setup Photo 4: Right Tilt Camera Module Accessory



FCC ID ZNFVS987	 <small>ENGINEERING LABORATORY, INC.</small>	SAR EVALUATION REPORT		Reviewed by: Quality Manager
Test Dates: 01/20/16 - 03/03/16	DUT Type: Portable Handset			APPENDIX F: Page 4 of 13




SAR Test Setup Photo 5: Left Cheek




SAR Test Setup Photo 6: Left Cheek Camera Module Accessory



FCC ID ZNFVS987		SAR EVALUATION REPORT		Reviewed by: Quality Manager
Test Dates: 01/20/16 - 03/03/16	DUT Type: Portable Handset			APPENDIX F: Page 5 of 13




SAR Test Setup Photo 7: Left Tilt



SAR Test Setup Photo 8: Left Tilt Camera Module Accessory



FCC ID ZNFVS987	 <small>ENGINEERING LABORATORY, INC.</small>	SAR EVALUATION REPORT		Reviewed by: Quality Manager
Test Dates: 01/20/16 - 03/03/16	DUT Type: Portable Handset			APPENDIX F: Page 6 of 13



SAR Test Setup Photo 9: Back at 1.0 cm



SAR Test Setup Photo 10: Back at 1.0 cm Camera Module Accessory



FCC ID ZNFVS987	 <small>ENGINEERING LABORATORY, INC.</small>	SAR EVALUATION REPORT		Reviewed by: Quality Manager
Test Dates: 01/20/16 - 03/03/16	DUT Type: Portable Handset			APPENDIX F: Page 7 of 13



SAR Test Setup Photo 11: Back at 0.0 cm Camera Module Accessory




SAR Test Setup Photo 12: Front at 1.0 cm



FCC ID ZNFVS987	 <small>ENGINEERING LABORATORY, INC.</small>	SAR EVALUATION REPORT		Reviewed by: Quality Manager
Test Dates: 01/20/16 - 03/03/16	DUT Type: Portable Handset			APPENDIX F: Page 8 of 13



SAR Test Setup Photo 13: Front at 1.0 cm Camera Module Accessory



SAR Test Setup Photo 14: Top at 1.0 cm



FCC ID ZNFVS987	 <small>ENGINEERING LABORATORY, INC.</small>	SAR EVALUATION REPORT		Reviewed by: Quality Manager
Test Dates: 01/20/16 - 03/03/16	DUT Type: Portable Handset			APPENDIX F: Page 9 of 13




SAR Test Setup Photo 15: Bottom at 1.0 cm



SAR Test Setup Photo 16: Bottom at 1.0 cm Camera Module Accessory



FCC ID ZNFVS987		SAR EVALUATION REPORT		Reviewed by: Quality Manager
Test Dates: 01/20/16 - 03/03/16	DUT Type: Portable Handset			APPENDIX F: Page 10 of 13



SAR Test Setup Photo 17: Right at 1.0 cm



SAR Test Setup Photo 18: Right at 1.0 cm Camera Module Accessory



FCC ID ZNFVS987		SAR EVALUATION REPORT		Reviewed by: Quality Manager
Test Dates: 01/20/16 - 03/03/16	DUT Type: Portable Handset			APPENDIX F: Page 11 of 13




SAR Test Setup Photo 19: Left at 1.0 cm




SAR Test Setup Photo 20: Left at 1.0 cm Camera Module Accessory



FCC ID ZNFVS987	 <small>ENGINEERING LABORATORY, INC.</small>	SAR EVALUATION REPORT		Reviewed by: Quality Manager
Test Dates: 01/20/16 - 03/03/16	DUT Type: Portable Handset			APPENDIX F: Page 12 of 13



SAR Test Setup Photo 21: Horizontal and Vertical Reference Lines



SAR Test Setup Photo 22: Horizontal and Vertical Reference Lines Camera Module Accessory

FCC ID ZNFVS987		SAR EVALUATION REPORT		Reviewed by: Quality Manager
Test Dates: 01/20/16 - 03/03/16	DUT Type: Portable Handset			APPENDIX F: Page 13 of 13