



15. TEST SETUP PHOTOGRAPHS

FCC ID: ZNFVS987		HAC (T-COIL) TEST REPORT		Reviewed by: Quality Manager
Filename: 0Y1601180126-R3.ZNF	Test Dates: 01/22/2016 - 02/25/2016	EUT Type: Portable Handset	Page 112 of 115	

© 2016 PCTEST Engineering Laboratory, Inc.

REV 3.1.M
12/9/2015

© 2016 PCTEST Engineering Laboratory, Inc. All rights reserved. Unless otherwise specified, no part of this report may be reproduced or utilized in any part, form or by any means, electronic or mechanical, including photocopying and microfilm, without permission in writing from PCTEST Engineering Laboratory, Inc. If you have any questions about this international copyright or have an enquiry about obtaining additional rights to this report or assembly of contents thereof, please contact INFO@PCTESTLAB.COM.




Figure 15-1
Test Setup for Wireless Device






Figure 15-2
Test Setup for Wireless Device

FCC ID: ZNFVS987		HAC (T-COIL) TEST REPORT		Reviewed by: Quality Manager
Filename: 0Y1601180126-R3.ZNF	Test Dates: 01/22/2016 - 02/25/2016	EUT Type: Portable Handset		Page 113 of 115

© 2016 PCTEST Engineering Laboratory, Inc.

REV 3.1.M
12/9/2015

© 2016 PCTEST Engineering Laboratory, Inc. All rights reserved. Unless otherwise specified, no part of this report may be reproduced or utilized in any part, form or by any means, electronic or mechanical, including photocopying and microfilm, without permission in writing from PCTEST Engineering Laboratory, Inc. If you have any questions about this international copyright or have an enquiry about obtaining additional rights to this report or assembly of contents thereof, please contact INFO@PCTESTLAB.COM.




Figure 15-3
Test Setup for Wireless Device – Camera Module accessory






Figure 15-4
Test Setup for Wireless Device – Camera Module accessory

FCC ID: ZNFVS987		HAC (T-COIL) TEST REPORT		Reviewed by: Quality Manager
Filename: 0Y1601180126-R3.ZNF	Test Dates: 01/22/2016 - 02/25/2016	EUT Type: Portable Handset	Page 114 of 115	

© 2016 PCTEST Engineering Laboratory, Inc.

REV 3.1.M
 12/9/2015

© 2016 PCTEST Engineering Laboratory, Inc. All rights reserved. Unless otherwise specified, no part of this report may be reproduced or utilized in any part, form or by any means, electronic or mechanical, including photocopying and microfilm, without permission in writing from PCTEST Engineering Laboratory, Inc. If you have any questions about this international copyright or have an enquiry about obtaining additional rights to this report or assembly of contents thereof, please contact INFO@PCTESTLAB.COM.





Axial

Radial (Transverse)

**Figure 15-5
T-Coil Scan Overlay Magnetic Field Distributions**

Note: Final measurement locations are indicated by a cursor on the contour plots.

FCC ID: ZNFVS987		HAC (T-COIL) TEST REPORT	 Reviewed by: Quality Manager
Filename: 0Y1601180126-R3.ZNF	Test Dates: 01/22/2016 - 02/25/2016	EUT Type: Portable Handset	Page 115 of 115