




## 9. SETUP PHOTOS

### ANTENNA PORT CONDUCTED RF MEASUREMENT SETUP



**RADIATED RF MEASUREMENT SETUP**






**RADIATED RF MEASUREMENT SETUP FOR PORTABLE CONFIGURATION**




Y-AXIS FRONT PHOTO




Z-AXIS FRONT PHOTO



**POWERLINE CONDUCTED EMISSIONS MEASUREMENT SETUP**





**END OF REPORT**