




## 10. SETUP PHOTOS

### ANTENNA PORT CONDUCTED RF MEASUREMENT SETUP




**RADIATED RF MEASUREMENT SETUP**






**RADIATED RF MEASUREMENT SETUP FOR PORTABLE CONFIGURATION**






Z-AXIS FRONT PHOTO



**POWERLINE CONDUCTED EMISSIONS MEASUREMENT SETUP**





**END OF REPORT**