



10. SETUP PHOTOS

ANTENNA PORT CONDUCTED RF MEASUREMENT SETUP




RADIATED RF MEASUREMENT SETUP FOR PORTABLE CONFIGURATION


STANDARD AND INDUCTIVE COVER





Y-AXIS FRONT PHOTO





Z-AXIS FRONT PHOTO



USB CHARGER WITH INDUCTIVE COVER





INDUCTIVE CHARGER WITH INDUCTIVE COVER



POWERLINE CONDUCTED EMISSIONS MEASUREMENT SETUP

STANDARD OR INDUCTIVE COVER



INDUCTIVE CHARGER WITH INDUCTIVE COVER

LINE CONDUCTED FRONT PHOTO



LINE CONDUCTED BACK PHOTO



END OF REPORT