



9. SETUP PHOTOS

RADIATED EMISSION BELOW 30 MHz









RADIATED EMISSION ABOVE 30 MHz





AC MAINS LINE CONDUCTED EMISSION


LINE CONDUCTED EMISSION WITH STANDARD/INDUCTIVE COVER
(FRONT)



LINE CONDUCTED EMISSION WITH STANDARD/INDUCTIVE COVER
(BACK)




LINE CONDUCTED EMISSION WITH INDUCTIVE CHARGER (FRONT)



LINE CONDUCTED EMISSION WITH INDUCTIVE CHARGER (BACK)



FREQUENCY TOLERANCE OVER EXTREME CONDITIONS



END OF REPORT