




14. SETUP PHOTOS

RADIATED EMISSION BELOW 30 MHz


FACE ON




FACE OFF




RADIATED EMISSION ABOVE 30 MHz




TEMPERATURE CHAMBER ENVIRONMENT



AC MAINS LINE CONDUCTED EMISSION





END OF REPORT