


## DUT and SAR Set-up Photos

### Overall Dimensions



Front View of the DUT



Rear View of the DUT



## Setup Photos


Handset Vertical and Horizontal Reference Lines

Vertical  
Center Line



## Head Exposure Conditions

Left Touch




Left Tilt (15°)



Right Touch




Right Tilt (15°)




## Body-worn Accessory & Hotspot mode Exposure Conditions

Rear




Front




# Hotspot Exposure Conditions

Edge 1




Edge 2



Edge 3

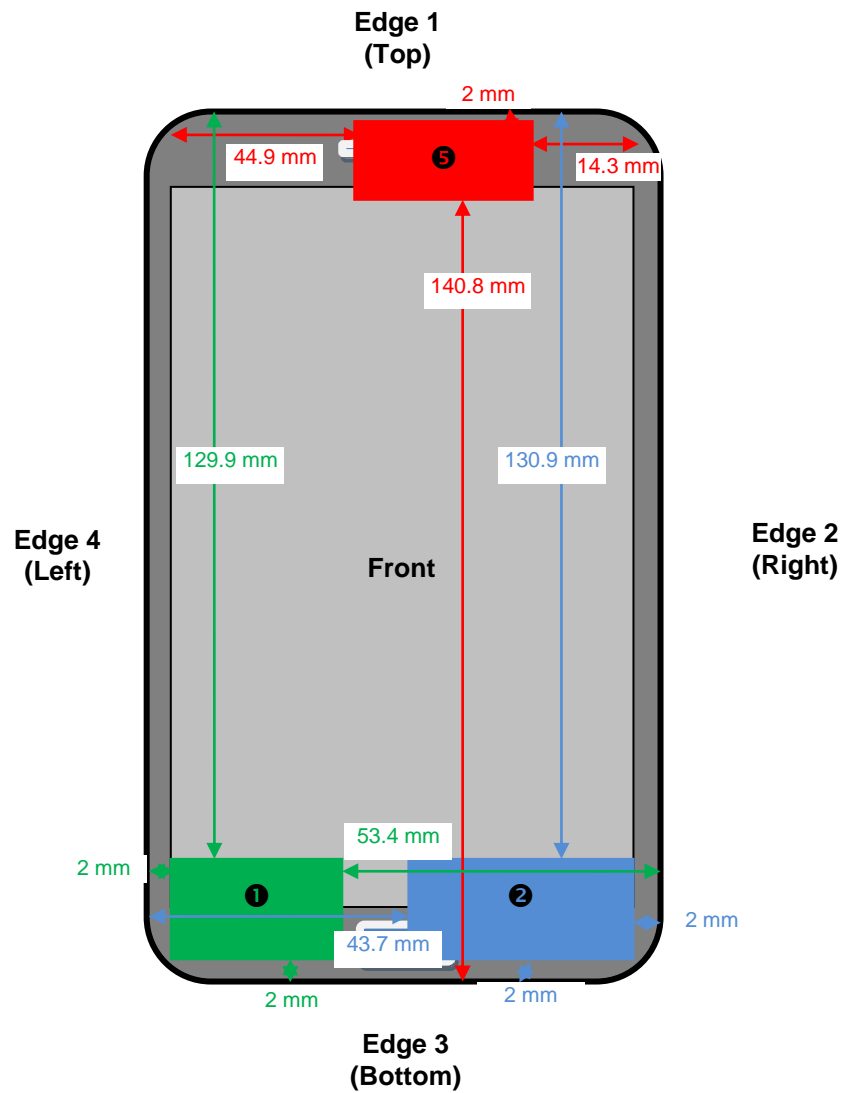


Edge 4





## Antenna Dimensions & Separation Distances



- ❶ CDMA 1x BC0, BC1 (TX & RX)
- ❷ LTE Band 4 and 13 (TX & RX)
- ❸ Wi-Fi and BT (TX & RX)