


## DUT and SAR Set-up Photos

### Overall Dimensions



Front View of the DUT




Rear View of the DUT



## Setup Photos

Handset Vertical and Horizontal Reference Lines

Vertical  
Center Line




Horizontal  
Line

## Head Exposure Conditions


Left Touch




Left Tilt (15°)



Right Touch




Right Tilt (15°)




## Body-worn Accessory & Hotspot mode Exposure Conditions

Rear



Front





## Hotspot Exposure Conditions


Edge 1




Edge 2



Edge 3



Edge 4





# Antenna Dimensions & Separation Distances

- ① Wi-Fi / BT Ant (TX & RX)
- ② Main Ant (TX & RX)  
- CDMA BC0 / BC1
- ③ Main Ant (TX & RX)  
- LTE B4 / B13

