



# APPENDIX F: SAR TEST SETUP PHOTOGRAPHS



FCC ID ZNFVS870		SAR EVALUATION REPORT		<b>Reviewed by:</b> Quality Manager
<b>Test Dates:</b> 11/26/12 - 12/04/12	<b>DUT Type:</b> Portable Handset			APPENDIX F: Page 1 of 7



**SAR Test Setup Photo 1: Right Cheek**




**SAR Test Setup Photo 2: Right Tilt**



FCC ID ZNFVS870		SAR EVALUATION REPORT		Reviewed by: Quality Manager
Test Dates: 11/26/12 - 12/04/12	DUT Type: Portable Handset			APPENDIX F: Page 2 of 7



**SAR Test Setup Photo 3: Left Cheek**



**SAR Test Setup Photo 4: Left Tilt**



FCC ID ZNFVS870		SAR EVALUATION REPORT		Reviewed by: Quality Manager
Test Dates: 11/26/12 - 12/04/12	DUT Type: Portable Handset			APPENDIX F: Page 3 of 7




**SAR Test Setup Photo 5: Back Side at 1.0 cm**




**SAR Test Setup Photo 6: Front Side at 1.0 cm**



FCC ID ZNFVS870		SAR EVALUATION REPORT		Reviewed by: Quality Manager
Test Dates: 11/26/12 - 12/04/12	DUT Type: Portable Handset			APPENDIX F: Page 4 of 7



**SAR Test Setup Photo 7: Top Edge at 1.0 cm**



**SAR Test Setup Photo 8: Bottom Edge at 1.0 cm**



FCC ID ZNFVS870		SAR EVALUATION REPORT		Reviewed by: Quality Manager
Test Dates: 11/26/12 - 12/04/12	DUT Type: Portable Handset			APPENDIX F: Page 5 of 7



**SAR Test Setup Photo 9: Right Edge at 1.0 cm**





**SAR Test Setup Photo 10: Left Edge at 1.0 cm**

FCC ID ZNFVS870		SAR EVALUATION REPORT		Reviewed by: Quality Manager
Test Dates: 11/26/12 - 12/04/12	DUT Type: Portable Handset			APPENDIX F: Page 6 of 7



**SAR Test Setup Photo 11: Horizontal and Vertical Reference Lines**

FCC ID ZNFVS870		SAR EVALUATION REPORT		Reviewed by: Quality Manager
Test Dates: 11/26/12 - 12/04/12	DUT Type: Portable Handset			APPENDIX F: Page 7 of 7