



## 11. SETUP PHOTOS


### ANTENNA PORT CONDUCTED RF MEASUREMENT SETUP



### RADIATED RF MEASUREMENT SETUP




RADIATED BACK PHOTO




**RADIATED RF MEASUREMENT SETUP FOR PORTABLE CONFIGURATION**

**STANDARD OR INDUCTIVE COVER**


X-AXIS FRONT PHOTO



Y-AXIS FRONT PHOTO



Z-AXIS FRONT PHOTO






**INDUCTIVE CHARGER WITH INDUCTIVE COVER**

RADIATED EMISSION FRONT PHOTO



RADIATED EMISSION BACK PHOTO




**POWERLINE CONDUCTED EMISSIONS MEASUREMENT SETUP**


**STANDARD OR INDUCTIVE COVER**

**EUT WITH AC/USB CABLE**

LINE CONDUCTED FRONT PHOTO



LINE CONDUCTED BACK PHOTO



**EUT WITH CHARGING PAD**

LINE CONDUCTED FRONT PHOTO



LINE CONDUCTED BACK PHOTO



**INDUCTIVE CHARGER WITH INDUCTIVE COVER**

LINE CONDUCTED FRONT PHOTO



LINE CONDUCTED BACK PHOTO



**END OF REPORT**