


## 10. SETUP PHOTOS

### ANTENNA PORT CONDUCTED RF MEASUREMENT SETUP




**RADIATED RF MEASUREMENT SETUP FOR PORTABLE CONFIGURATION**


X POSITION PHOTO




Y-POSITION PHOTO



Z-POSITION PHOTO



**ENVIRONMENTAL CHAMBER**



**END OF REPORT**