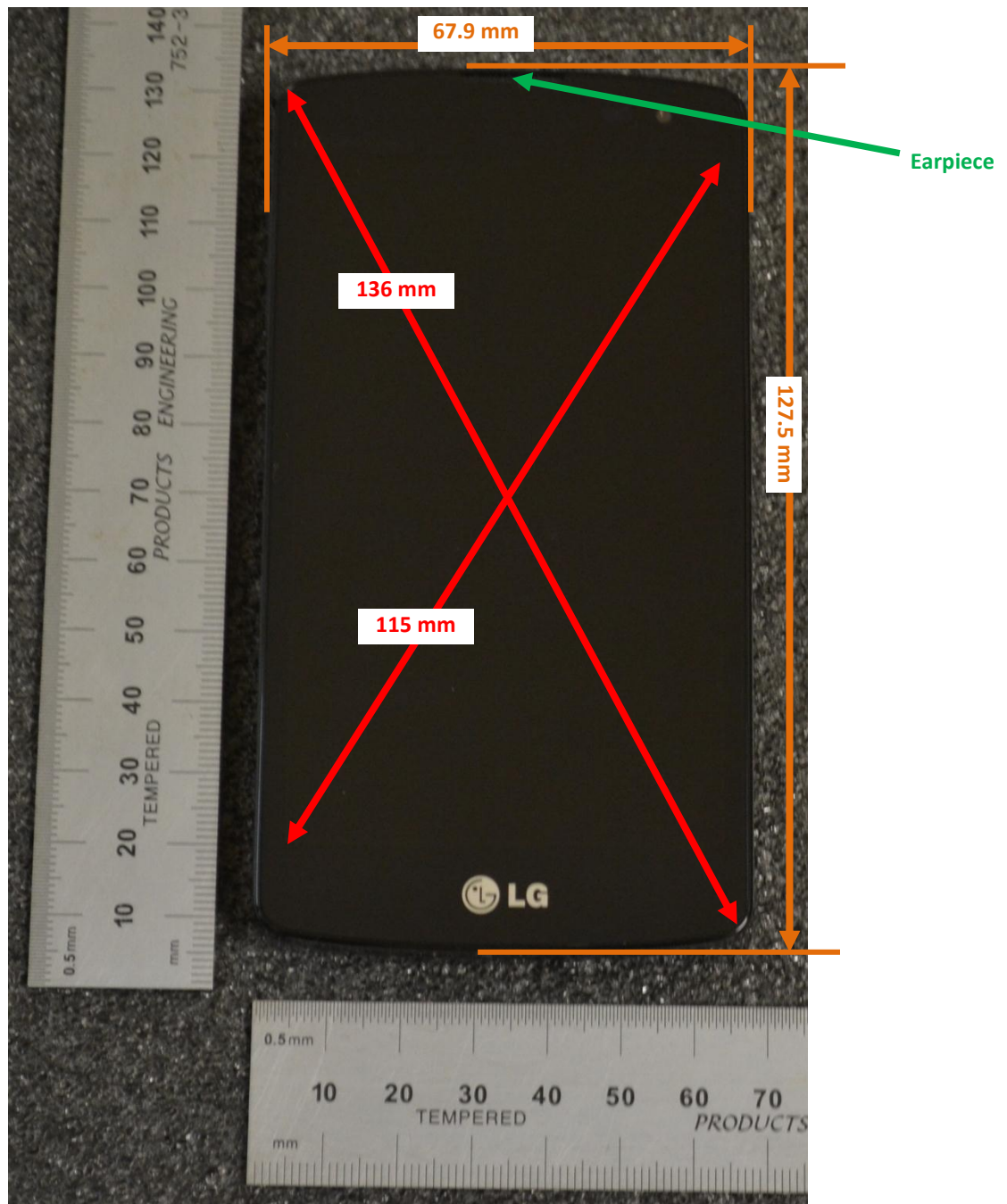


DUT and SAR Set-up Photos

Overall Dimensions



Front View of the DUT



Rear View of the DUT



Setup Photos

Handset Vertical and Horizontal Reference Lines

Vertical


Center Line




Horizontal
Line

Head Exposure Conditions


Left Touch




Left Tilt (15°)



Right Touch




Right Tilt (15°)



Body-worn Accessory & Hotspot mode Exposure Conditions

Rear




Front




Hotspot Exposure Conditions


Edge 1




Edge 2



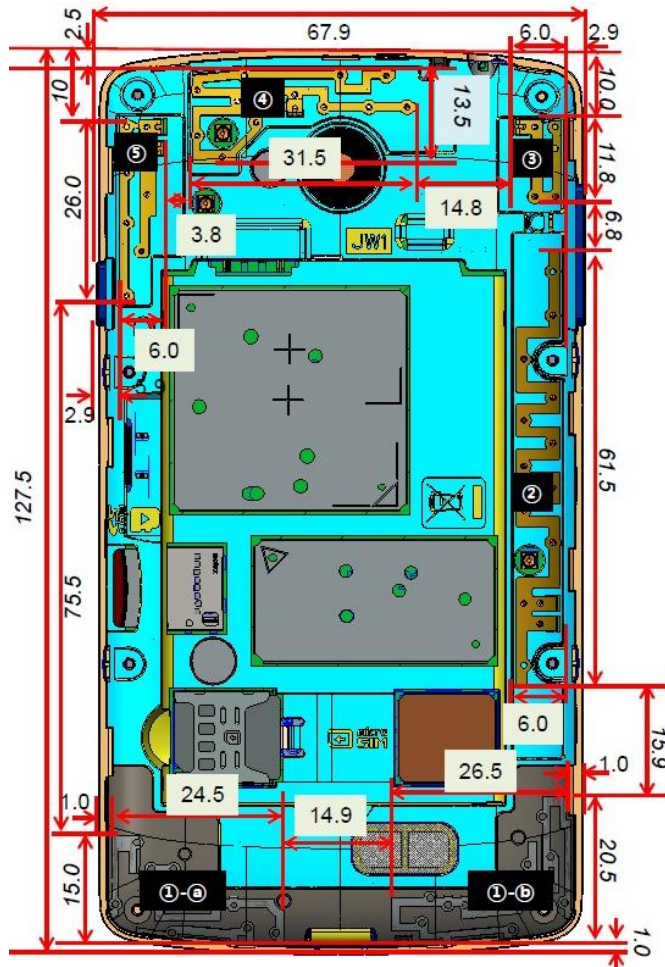
Edge 3



Edge 4



Antenna Dimensions & Separation Distances



① Main (CDMA Dual, LTE Dual)

| MODE | BAND | TX(MHz) | RX(MHz) |
|--------------|----------|-------------|-------------|
| ① 1X/EVDO | Cellular | 824 ~ 849 | 869 ~ 894 |
| | US PCS | 1850 ~ 1910 | 1930 ~ 1990 |
| ② LTE | Band 13 | 777 ~ 787 | 746 ~ 756 |
| | Band 4 | 1710 ~ 1755 | 2110 ~ 2155 |

② LTE MIMO

| MODE | BAND | TX(MHz) | RX(MHz) |
|------|---------|---------|-------------|
| LTE | Band 13 | - | 746 ~ 756 |
| | Band 4 | - | 2110 ~ 2155 |

③ WIFI/BT

| MODE | TX(MHz) | RX(MHz) |
|---------|-------------|-------------|
| WIFI/BT | 2402 ~ 2480 | 2402 ~ 2480 |

④ CDMA MRD

| MODE | BAND | TX(MHz) | RX(MHz) |
|---------|----------|---------|-------------|
| 1X/EVDO | Cellular | - | 869 ~ 894 |
| | US PCS | - | 1930 ~ 1990 |

⑤ GPS

| MODE | TX(MHz) | RX(MHz) |
|------|---------|---------|
| GPS | - | 1575.42 |